



SCHOOL SAFETY  
AND SECURITY



# Intruder Detection Audits

2023-2024

## Intruder Detection Audit Process

The Intruder Detection Audit (IDA) process is designed to evaluate the safety and security of campuses based on a set of physical and procedural criteria, developed in coordination with the Texas School Safety Center (TxSSC) as required by TEC, §37.1084.

The Texas Education Agency (TEA) contracts with Regional Educational Service Centers (ESCs) to conduct campus IDAs. The ESC inspectors utilize a rubric that is divided into three sections, or Phases. Results of the audits are reported back to the agency.

### Intruder Detection Audit Phases

Inspectors evaluate campuses in the phases indicated. Each phase assesses critical components of access control.

Phases 1, 2, and the Weekly Exterior Door Sweep Log are aligned with the requirements of TAC, §61.1031. Any deficiencies during an audit result in a finding and require Corrective Action remediation.

For LEAs that have a local policy that requires classroom doors to be closed and locked, the agency also randomly checks a subset of doors to ensure local compliance. Any deficiencies will only result in a flag as a notice to the superintendent but does not result in Corrective Actions or further action by the district.

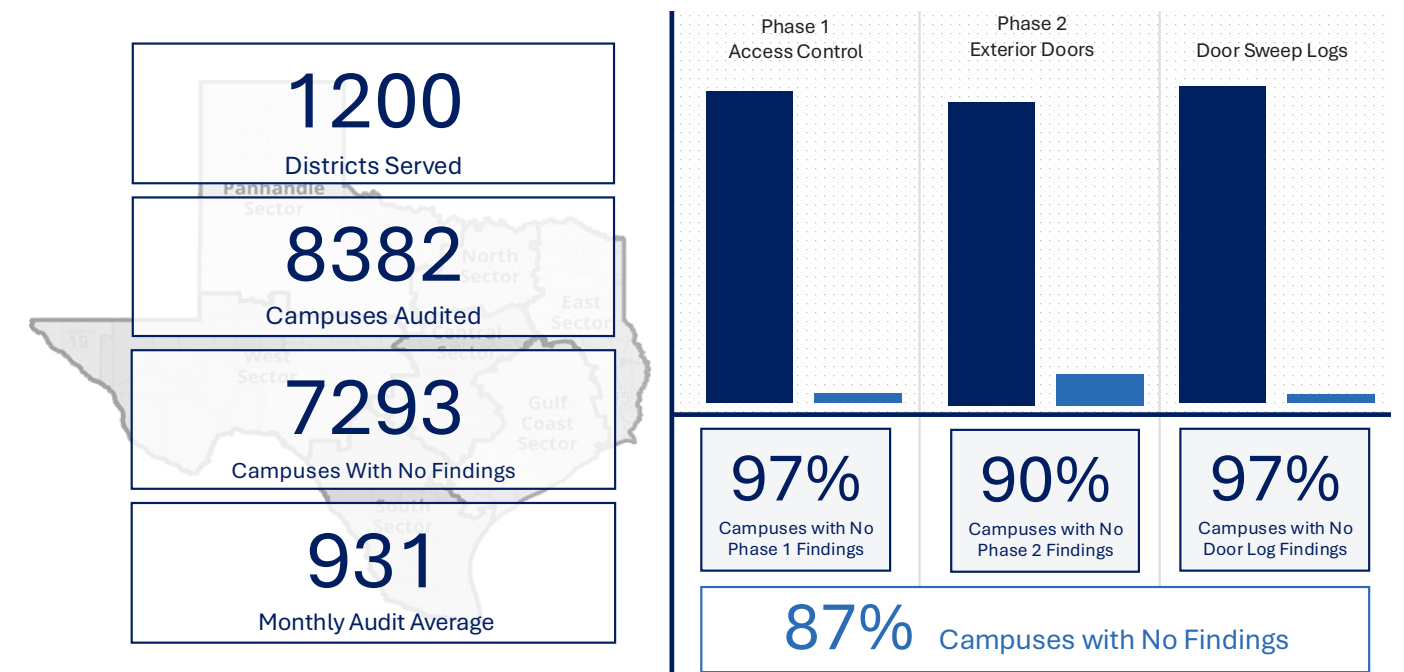
<b>1</b>	<b>The Intruder Detection Phase</b>	The unannounced portion where the inspector selects up to three exterior doors and if unsecured, attempts an unauthorized entry to the school.
<b>2</b>	<b>The Exterior Door Phase</b>	The inspector checks in at the school's main office, obtains a campus escort, and checks all exterior campus doors to see if they are closed, latched, and locked.
<b>3</b>	<b>The Classroom Door Phase (if applicable)</b>	If the LEA has an interior classroom door locking policy, the inspector conducts a random check of classroom doors to verify if they are closed, latched, and locked.
	<b>Observation of the Weekly Exterior Door Sweep documentation</b>	While the inspector is on-site, they review the preceding six weeks of required weekly door sweep documentation of that campus.

## IDA Corrective Action Requirements

The following actions must be completed by the LEA within 60 calendar days following a finding at a campus.

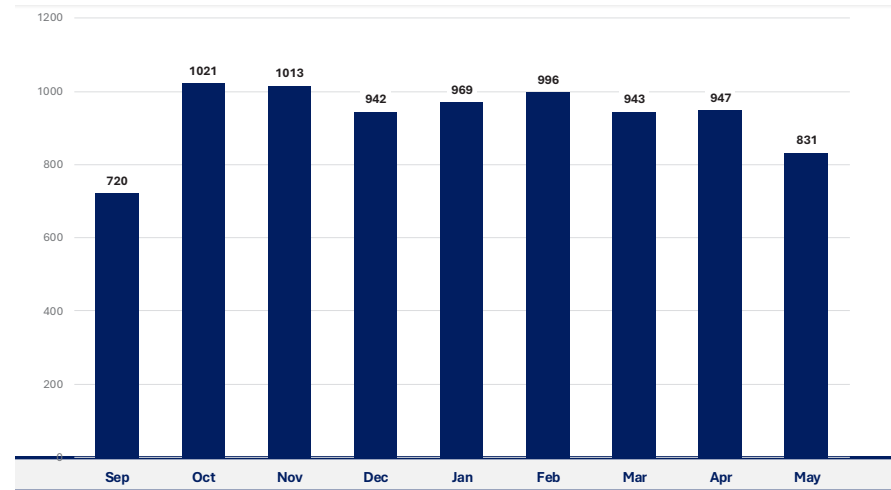
- ▶ Submit a copy of the agenda from the school board meeting that reflects a summary of findings from the Intruder Detection Audit was
- ▶ Immediately conduct a live training session to train campus staff and substitutes that all exterior doors must be closed and properly locked and submit documentation of the staff training roster which includes
- ▶ Develop a plan of action on how to improve school safety procedures around any findings and submit a plan of action that has been or will be put in place to address any doors that were unlocked, broken, or improperly secured.
- ▶ Review findings at the next scheduled Safety and Security Committee meeting. (minutes from committee meetings must be retained for verification of meeting compliance at year end)

### 23-24 SY IDA Statewide Summary



## Audits by Month

The Number of Intruder Detection Audits Conducted by Month



8382

Total Campuses Audited

931

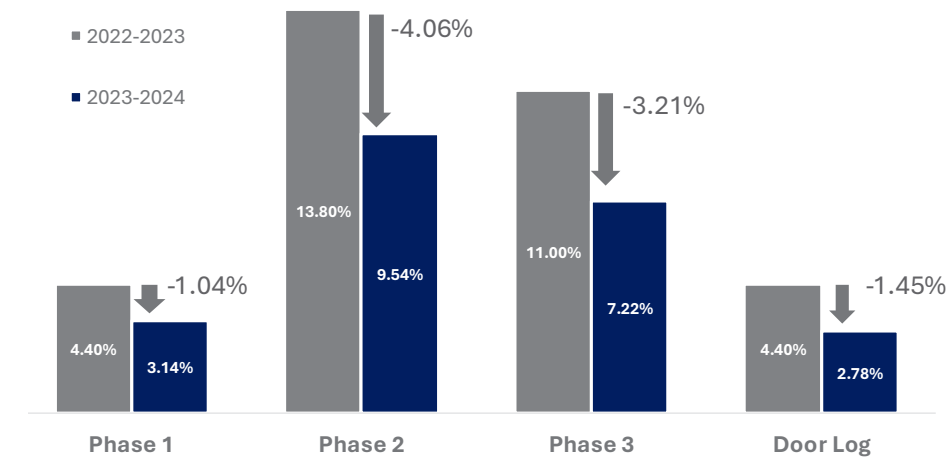
Monthly Audit Average

9

Months of Audits

## Year to Year Comparison of Findings by Phase

Year to Year Comparison of Findings by Phase



The total number of audits increased from SY 2022-2023 to SY 2023-2024 SY by 1182 audits, however the number of findings have decreased in all phases for a total of 9.76% fewer findings.

9.76%

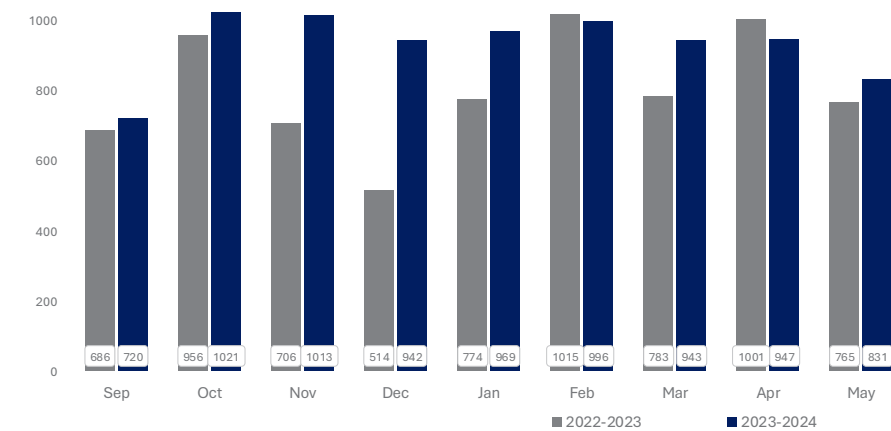
Fewer findings across all four areas assessed

Texas School Safety Center. (2023). Findings Report - Statewide Intruder Detection Audits. Texas State University.

## Year to Year Comparison

1182

More audits completed in 23-24



Texas School Safety Center. (2023). Findings Report - Statewide Intruder Detection Audits. Texas State University.

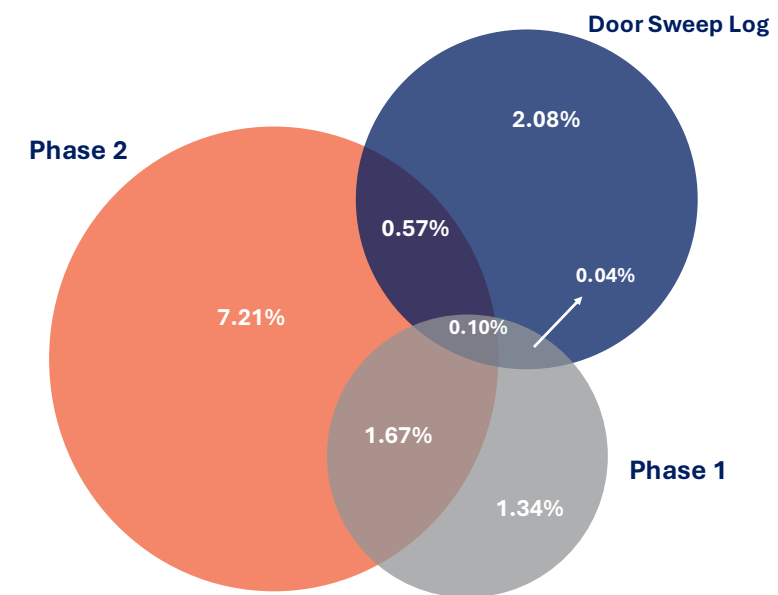
### 22-23 School Year

- Created IDA standards, rubric, processes, a reporting system within 2 months.
- Goal of one campus per district with at least 75% campuses statewide being audited.

### 23-24 School Year

- Refined the process based on stakeholder feedback
- Increased Goal of 100% of all applicable campuses across the state.

## Campuses with Multiple Findings



Total Audits with One or More Findings: n = 1089

13%

Of Campuses Were Found to Have One or More Findings

10.62%

Of Campuses Had a Finding in One Area

2.28%

Of Campuses Had Findings in Two Areas

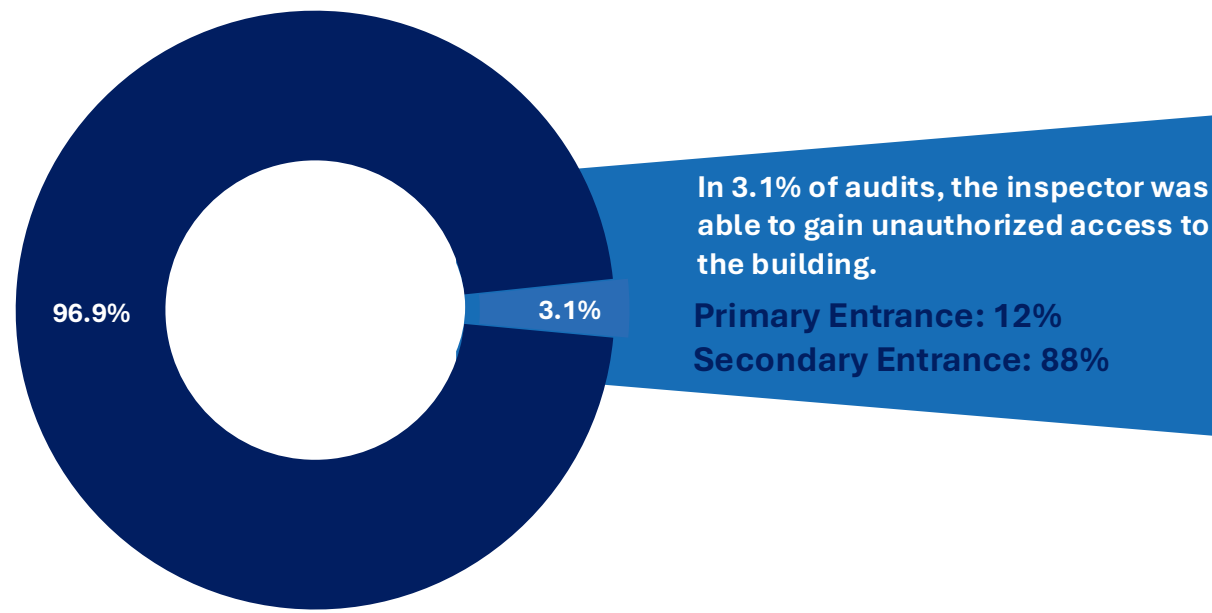
0.10%

Of Campuses Had a Finding in Three Areas

## Phase 1: Intruder Detection

### Phase 1 Steps:

- 1 The inspector attempts to gain access to the building through three exterior doors.
- 2 If access is gained, the inspector will make note of which door and walk directly to the office.
- 3 The inspector records if they are stopped by anyone on the way to the office.



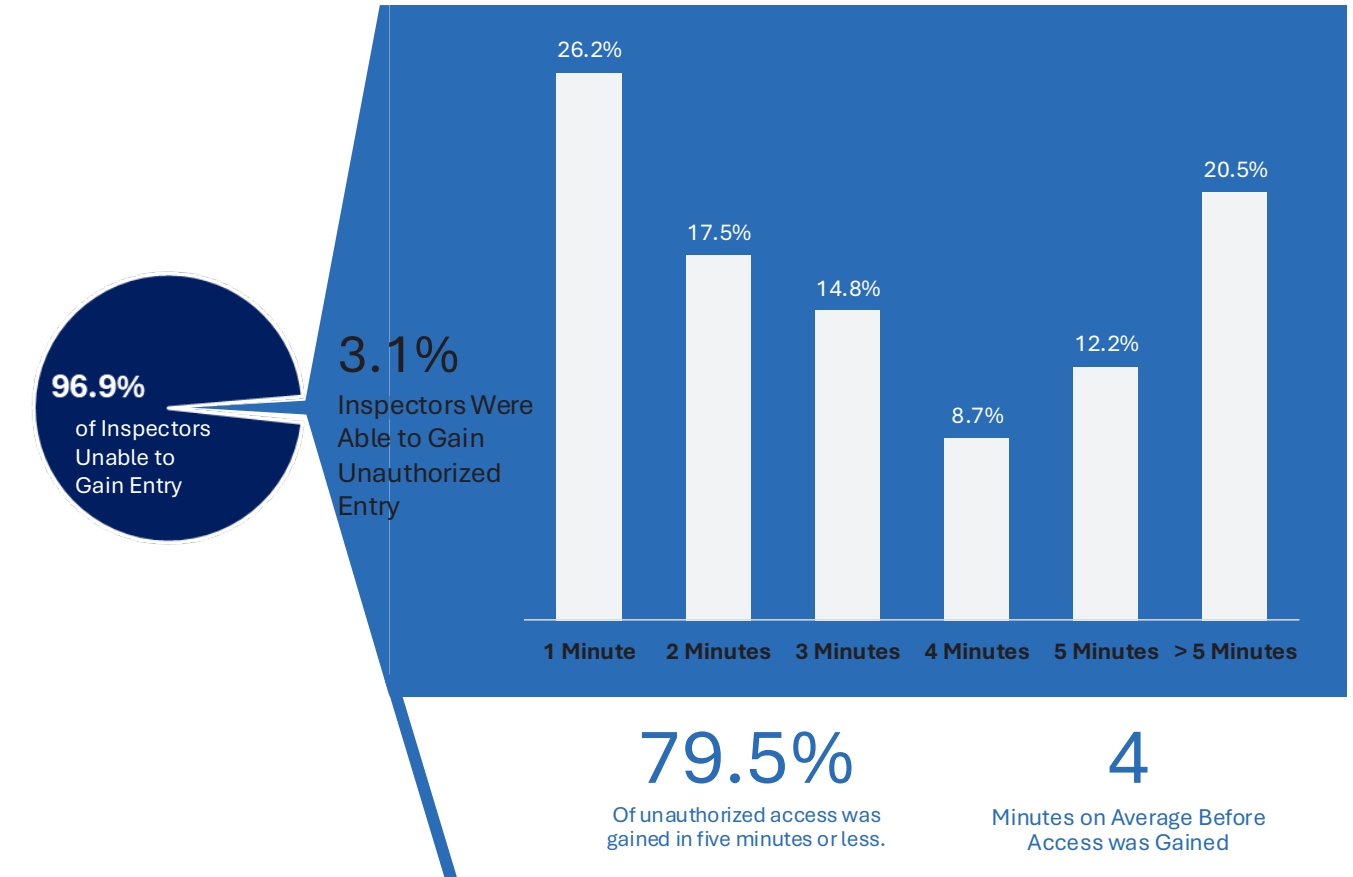
■ Gained Access ■ Did Not Gain Access

**Analysis Highlight:**

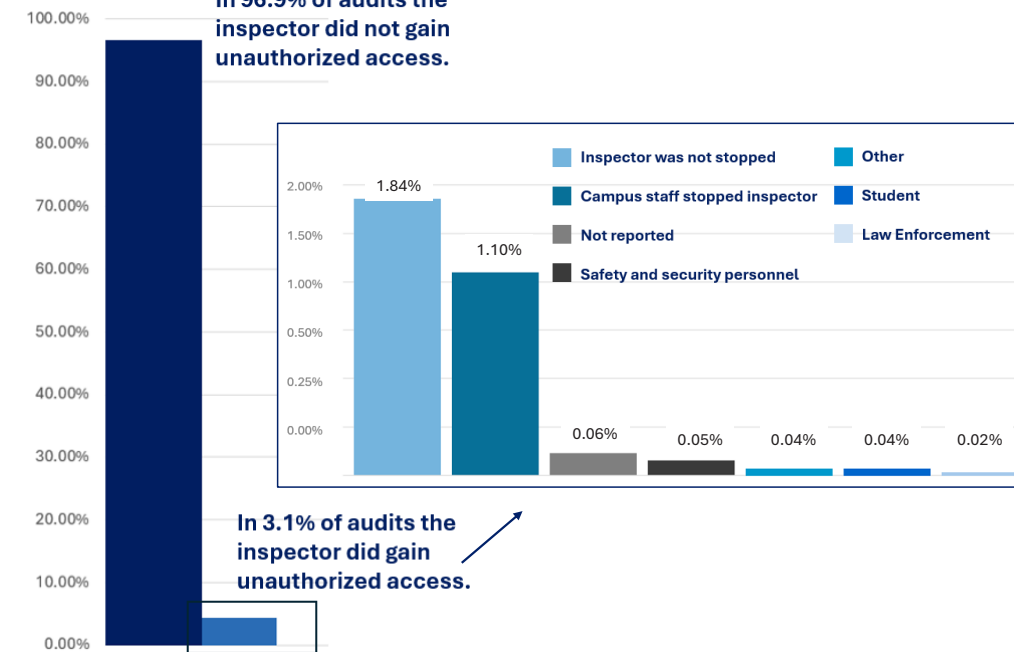
**96.9%**  
Of campuses had no Phase 1 findings

## Phase 1: Intruder Detection

### Time It Took Inspectors to Gain Unauthorized Entry



In 96.9% of audits the inspector did not gain unauthorized access.

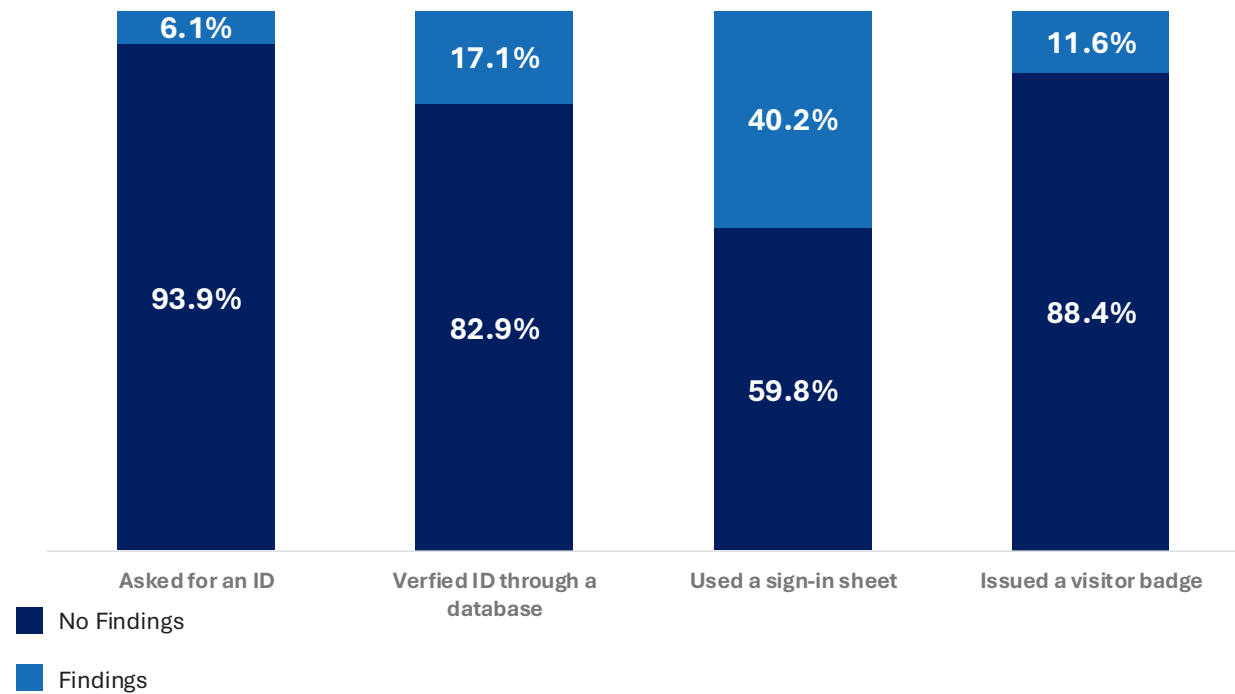


In 3.1% of audits (n=263) inspectors were able to gain unauthorized access to a school building. After gaining access, inspectors were stopped

## Identification Process

**96.8%**  
Of campuses utilized at least one identification process

Campus protocols or procedures observed by the inspector.

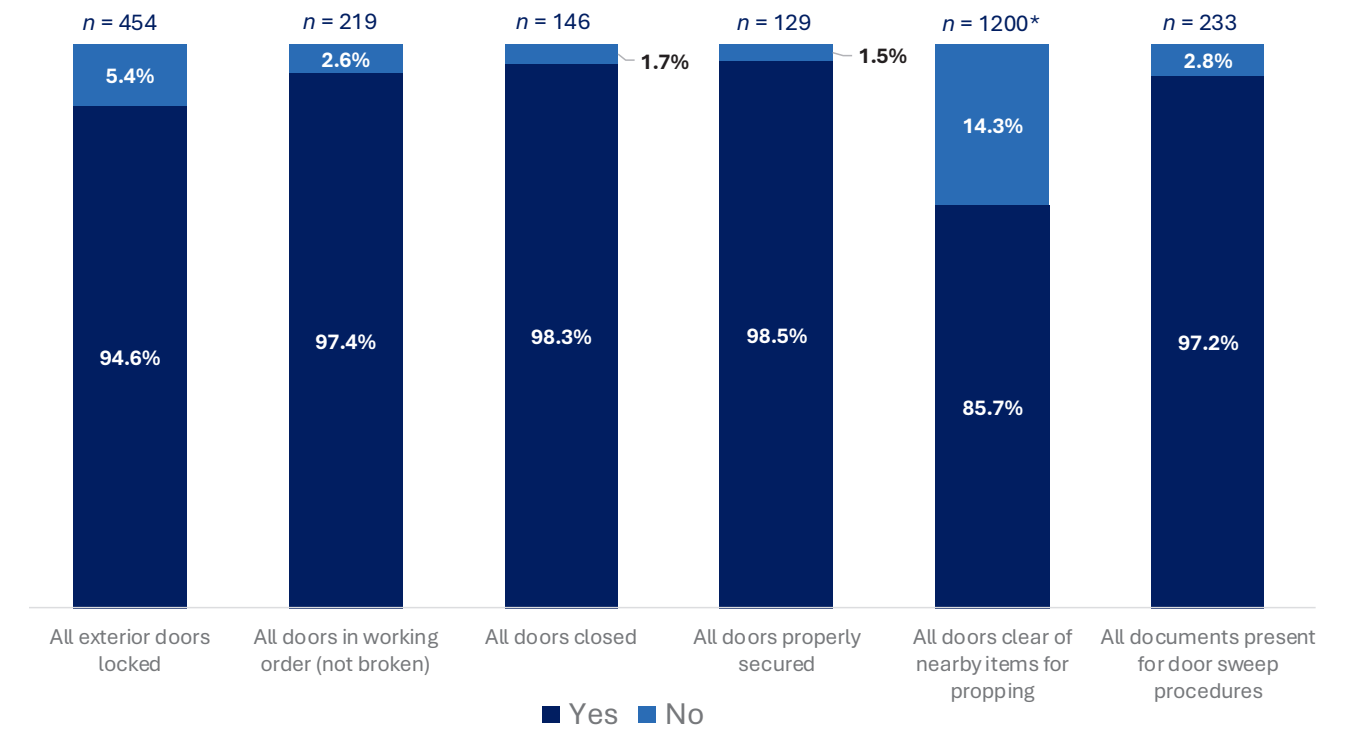


**2.8%**  
Increase from 22/23 in campuses using at least one identification process

**14.5%**  
Increase from 22/23 in campuses utilizing a database ID system

## Phase 2: Exterior Door Audit

**Analysis Highlight:** **90.5%** Of campuses had no Phase 2 exterior door findings



### Phase 2 Findings by Criteria Checked

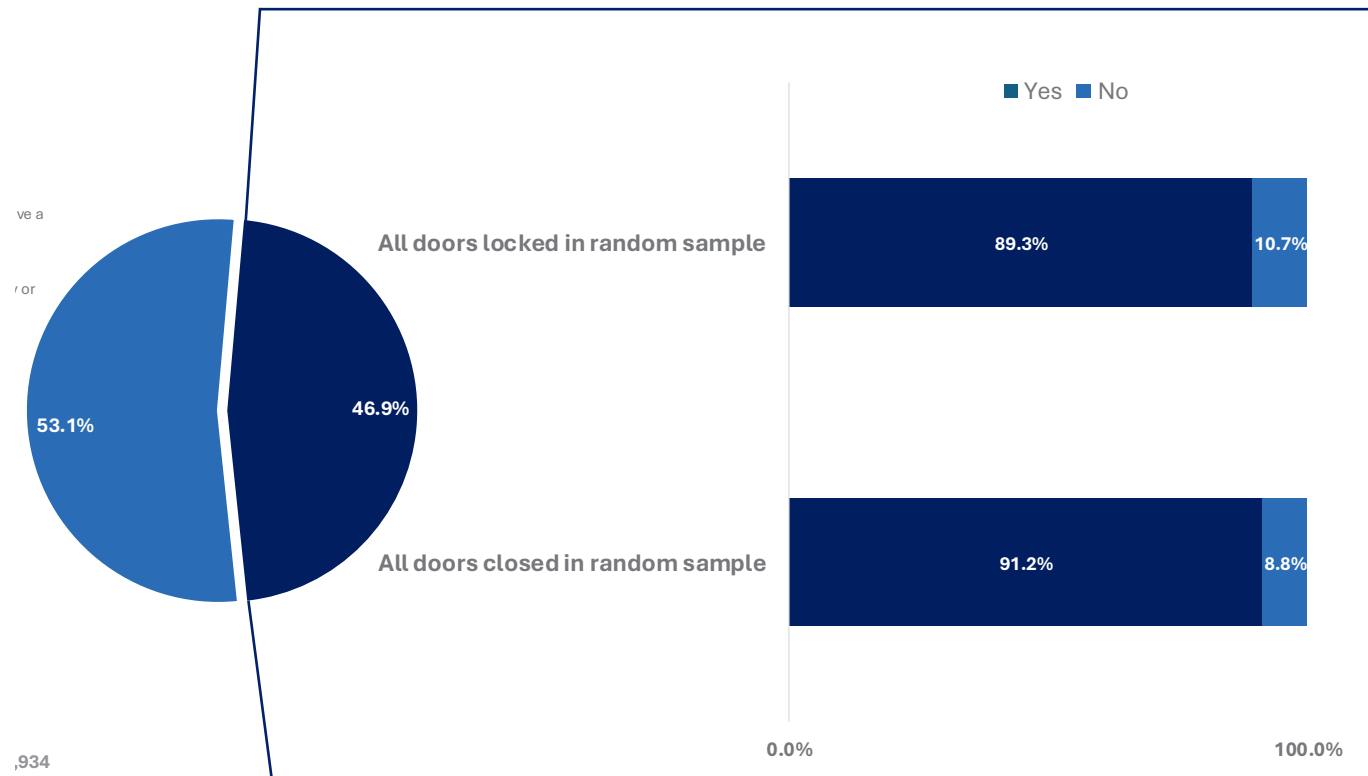


**8.6%**  
Increase in campuses with all exterior doors locked from 22-23

\* If items were found near a door that could be used to prop a door open, districts were made aware. This was not considered a finding.

# Phase 3: Interior Door Audit

- District does not have a policy or directive
- District has a policy or directive



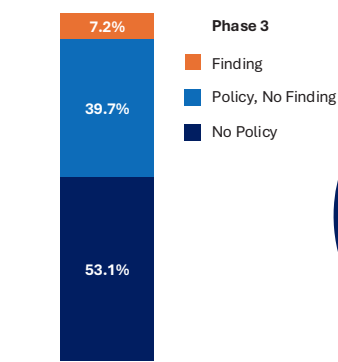
No policy or directive: n = 4,448

District policy or directive: n = 3,934

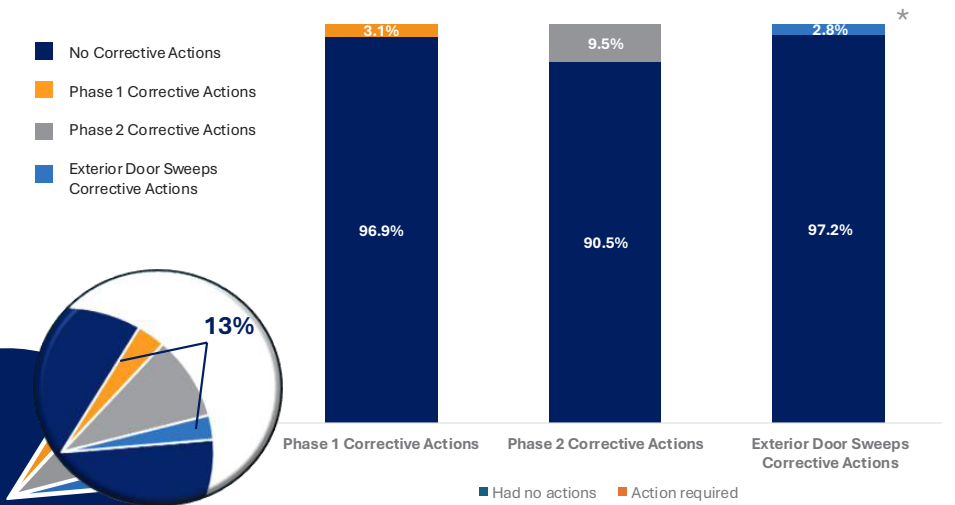
# Corrective Actions

Audit findings resulted in corrective actions for Phases 1 and 2, and Exterior Door Sweep Log

Note: Any deficiencies in Phase 3 will only result in a **flag** as a notice to the superintendent but does not result in Corrective Actions or further action by the district.



Total audits: n = 8,832



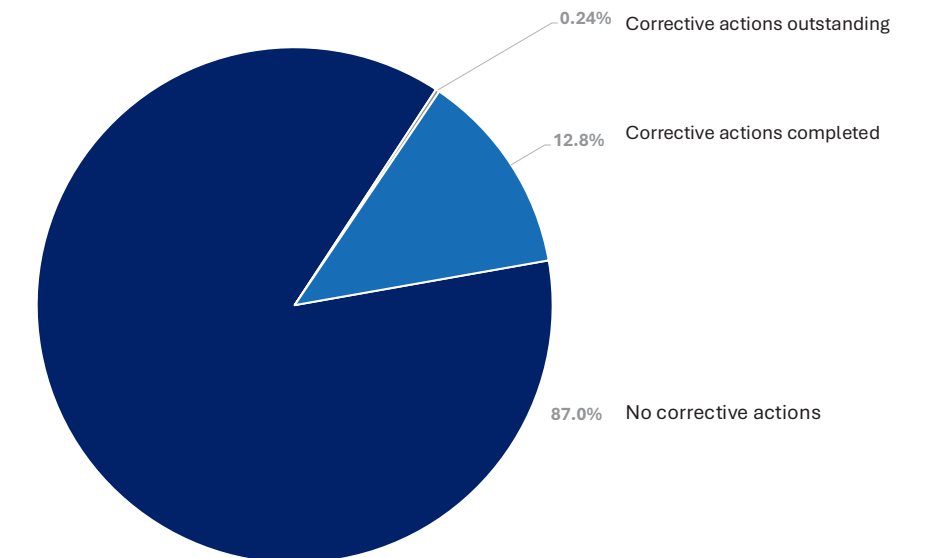
\* 18.3% of the campuses with findings had a finding in more than one area.

The numbers in the column chart reflect the percentage of findings for each area and will be slightly higher than the total % of campuses requiring corrective actions.

# Corrective Action Status

Local Education Agency's have 60 days to complete any corrective actions.

Audits performed at the end of the school year may continue to be outstanding until normal operations resume. For those campuses, plans are in place to resolve the corrective actions when staff returns.



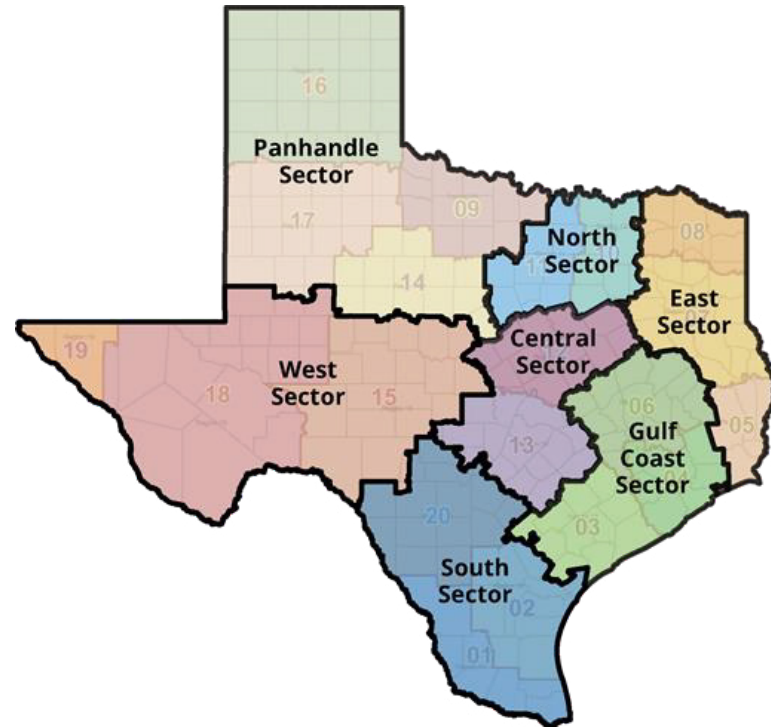
Corrective action status is current as of July 30, 2024.

Total audits: n = 8,832  
Total audits with one or more corrective actions: n = 1,089

## Summary by School Safety Sectors

The Office of School Safety and Security has grouped the Regional Educational Service Centers Seven School Safety Sectors that are closely aligned with the Department of Public Safety for the purposes of emergency response and management.

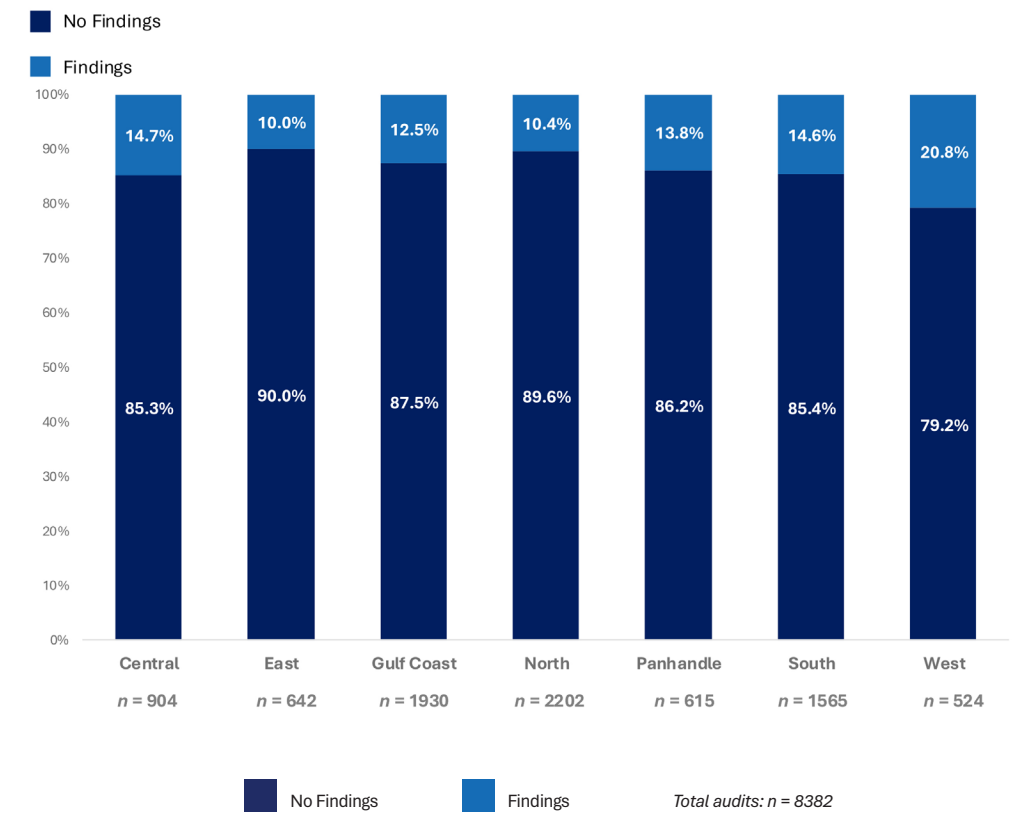
- Panhandle**  
ESC 9, 4, 16, 17
- North Sector**  
ESC 10, 11
- East Sector**  
ESC 5, 7, 8
- West Sector**  
ESC 15, 18, 19
- Central Sector**  
ESC 12, 13
- Gulf Coast Sector**  
ESC 3, 4, 6
- South Sector**  
ESC 1, 2, 20



## Findings by Sector

### Total Findings for the Seven School Safety Sectors

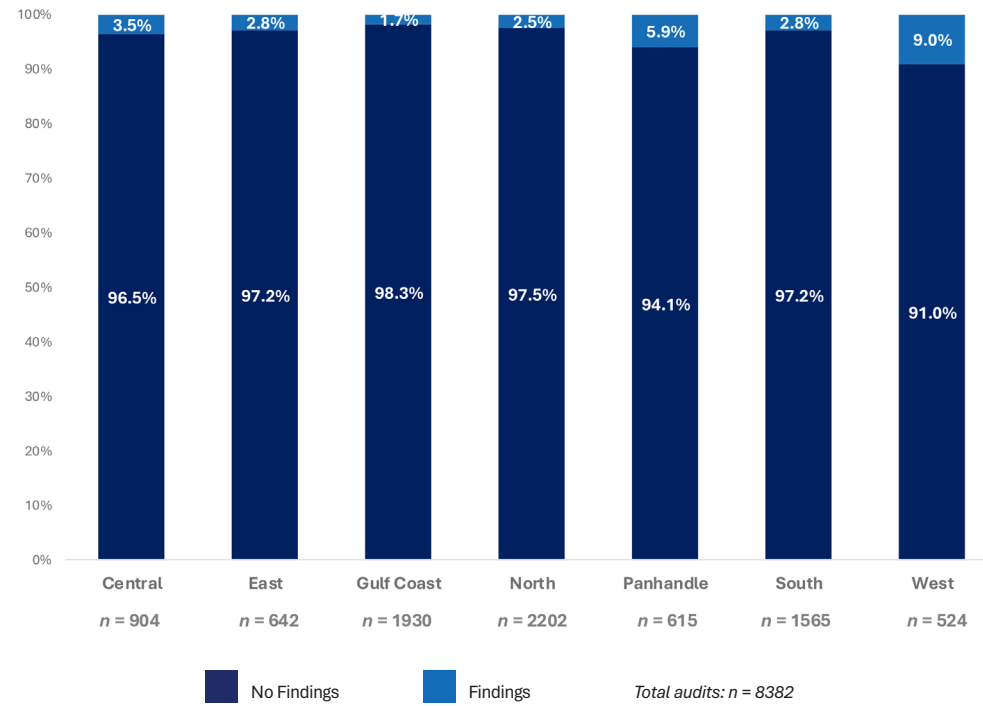
Includes Phases 1 and 2 and the Weekly Exterior Door Sweep Log. Phase 3 is presented separately.



## Findings by Sector

### Sectors Phase 1

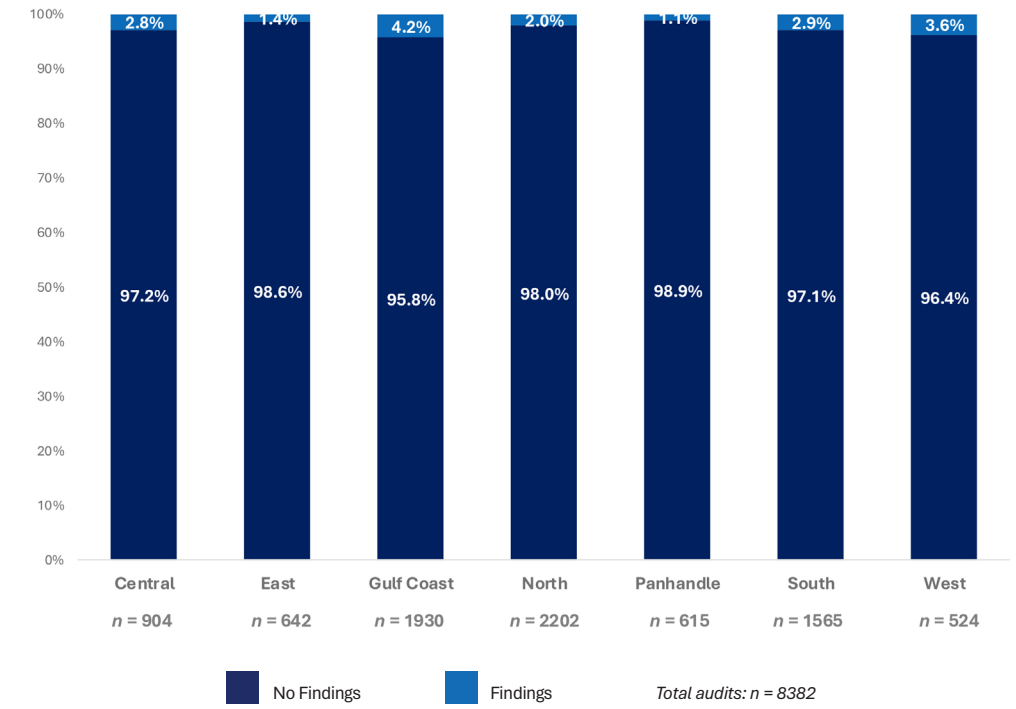
The inspector selects up to three exterior doors for attempted unauthorized entry.



## Findings by Sector

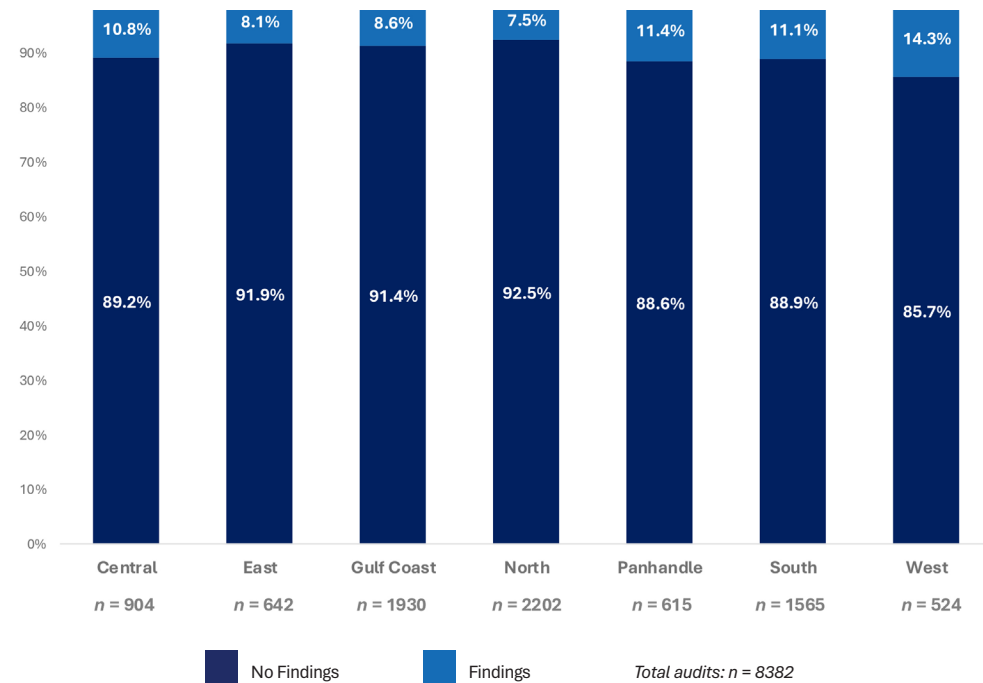
### Sectors Exterior Door Sweep Log

Inspector reviews the preceding six weeks of required weekly exterior door sweep documentation for the campus.



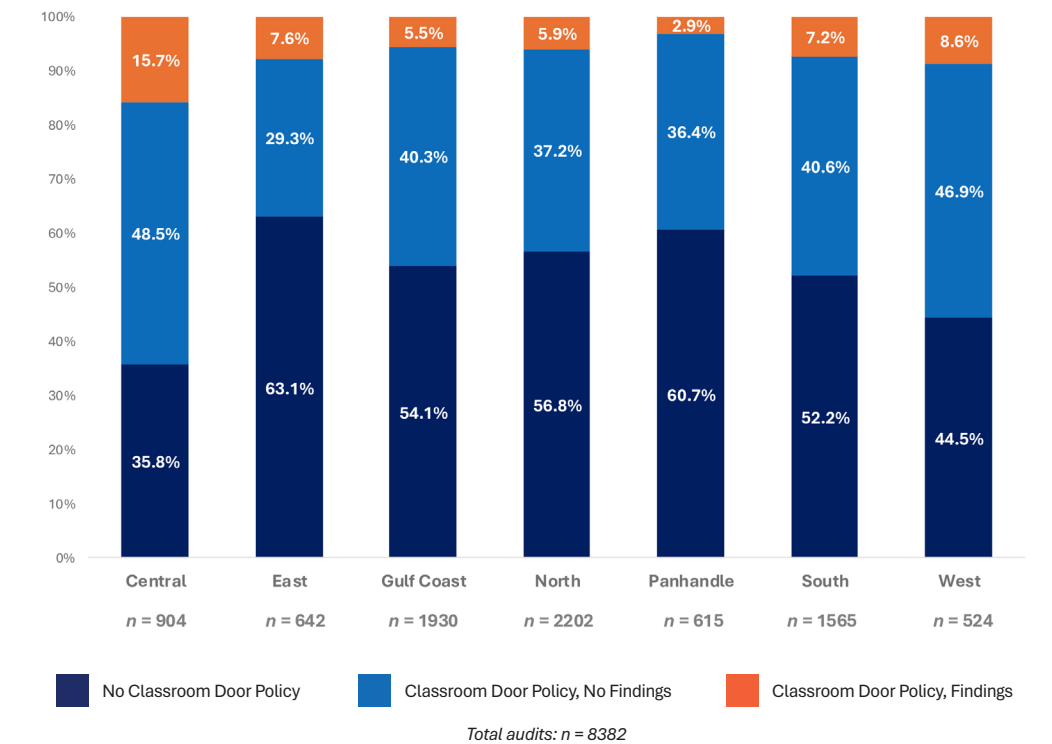
### Sectors Phase 2

Inspector checks in at the school's main office, obtains a campus escort, and checks all exterior campus doors to see if they are closed, latched, and locked.



### Sectors Phase 3

If the LEA has an interior classroom door locking policy or directive, inspector conducts random check of classroom doors to verify if they are closed, latched, and locked.





## Acknowledgments

---

The Texas Education Agency and the Office of School Safety and Security recognize the staff and leadership of local education agencies across the state of Texas, our partners at the regional education service centers, and the Texas School Safety Center for your dedication to student support and safety.

Your invaluable contributions to student safety positively impact student outcomes, and your continuous efforts to ensure students are safer where they learn, grow, and play are commendable.



**SCHOOL SAFETY  
AND SECURITY**

