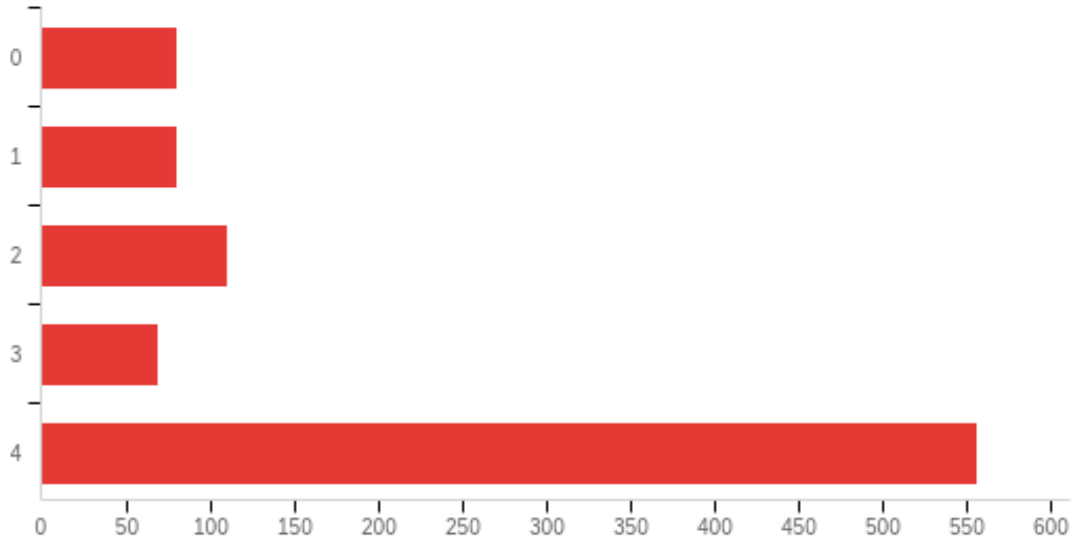


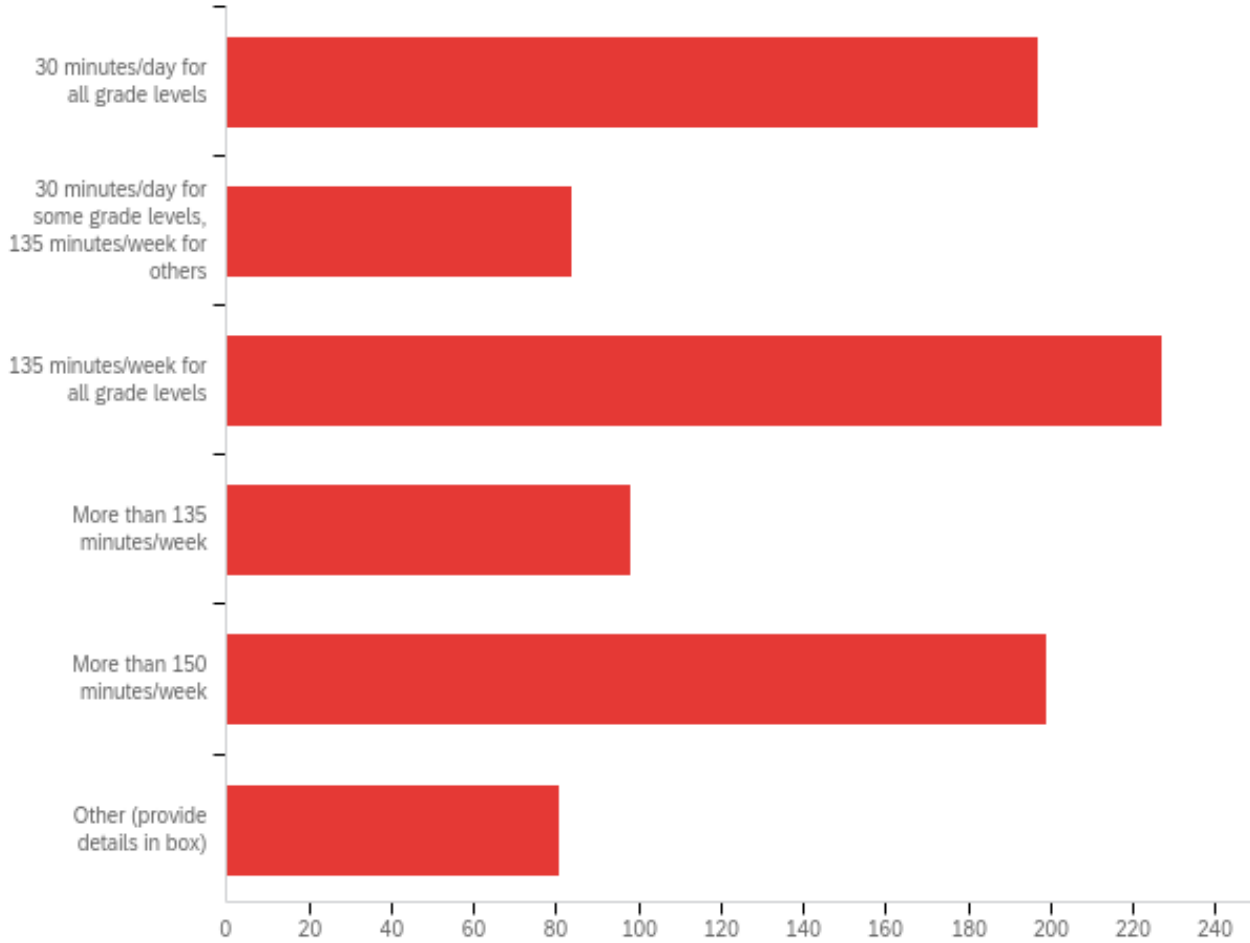
## School Health Survey 2023-2024

Q4: How many times did your SHAC meet during the 2023-2024 academic year?



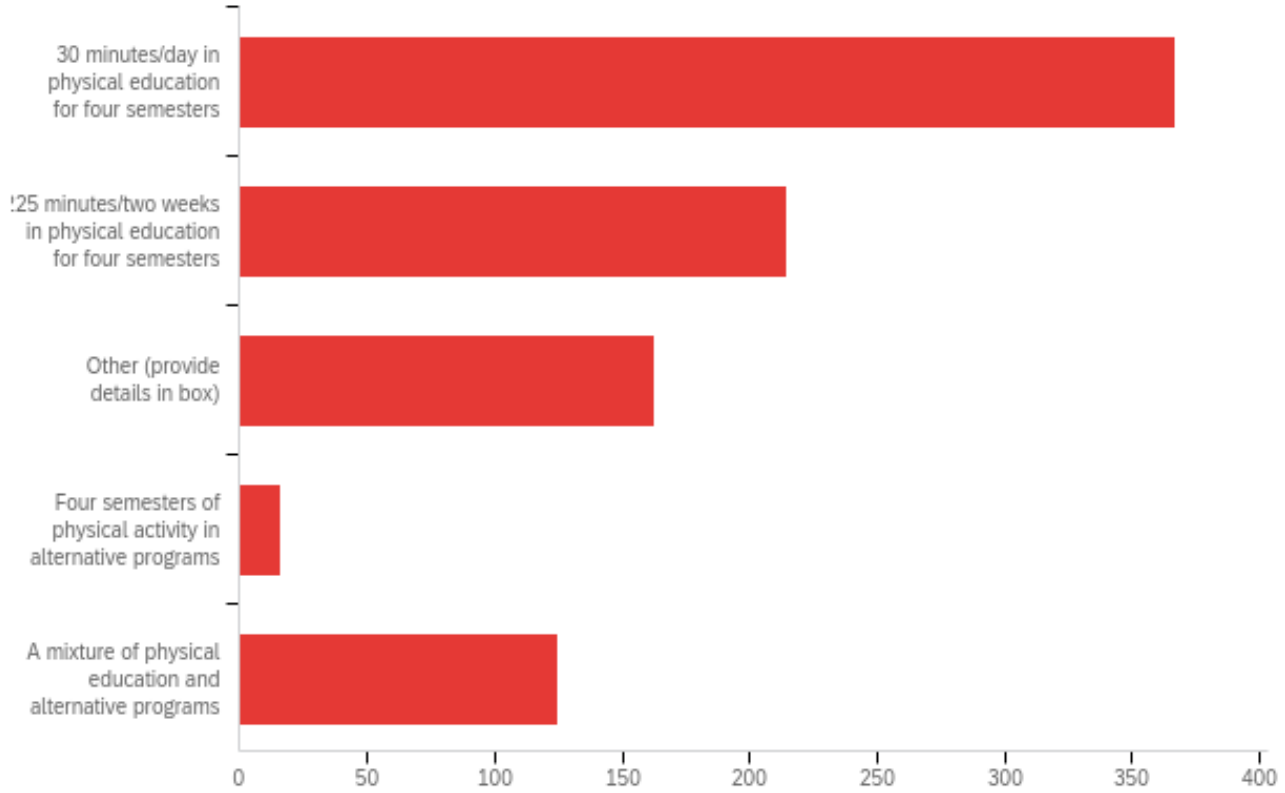
#	Answer	%	Count
1	0	8.94%	80
2	1	8.94%	80
3	2	12.29%	110
4	3	7.71%	69
5	4	62.12%	556
	Total	100%	895

Q5: During the 2023-2024 academic year, what was your district/charter school's practice for meeting the elementary school physical activity requirement?



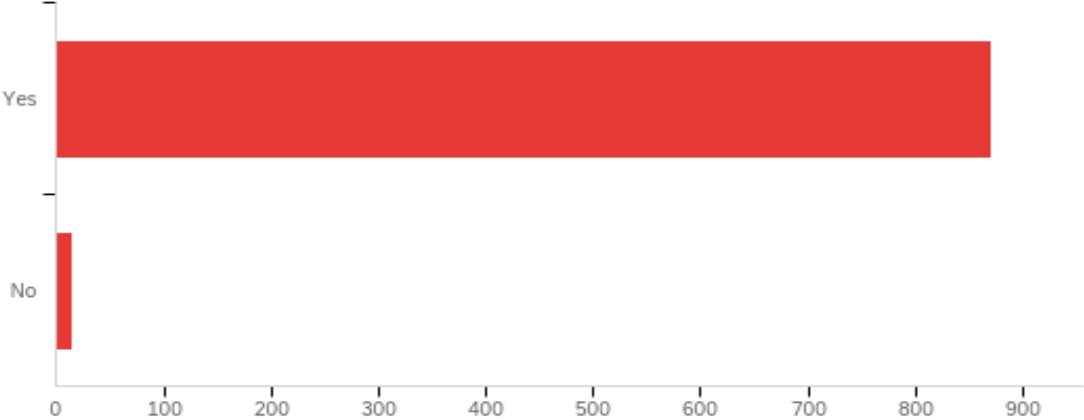
#	Answer	%	Count
1	30 minutes/day for all grade levels	22.23%	197
2	30 minutes/day for some grade levels, 135 minutes/week for others	9.48%	84
3	135 minutes/week for all grade levels	25.62%	227
4	More than 135 minutes/week	11.06%	98
5	More than 150 minutes/week	22.46%	199
6	Other (provide details in box)	9.14%	81
	Total	100%	886

Q6: During the 2023-2024 academic year, what was your district/charter school's practice for meeting the middle/junior high school physical activity requirement?



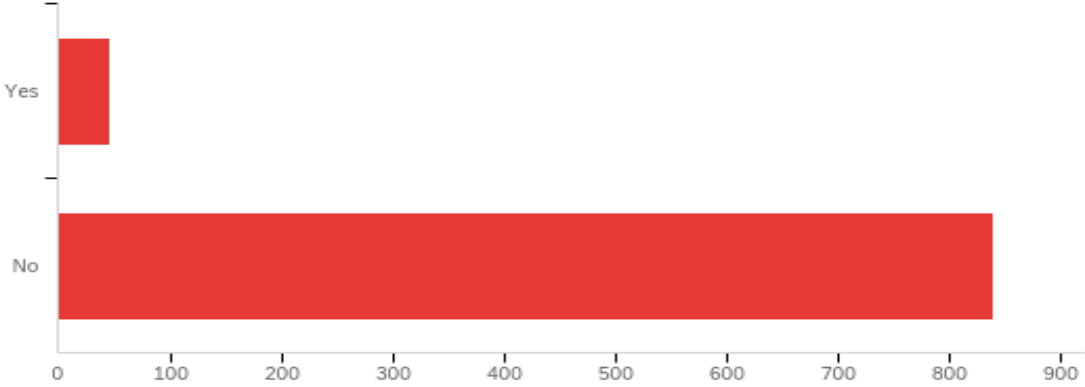
#	Answer	%	Count
1	30 minutes/day in physical education for four semesters	41.42%	367
2	225 minutes/two weeks in physical education for four semesters	24.27%	215
3	Other (provide details in box)	18.40%	163
4	Four semesters of physical activity in alternative programs	1.81%	16
5	A mixture of physical education and alternative programs	14.11%	125
	Total	100%	886

Q7: During the 2023-2024 academic year, did each campus in your district/charter school have the appropriate equipment and adequate facilities for students to engage in the amount and intensity of physical activity required by TEC §28.002(I)?



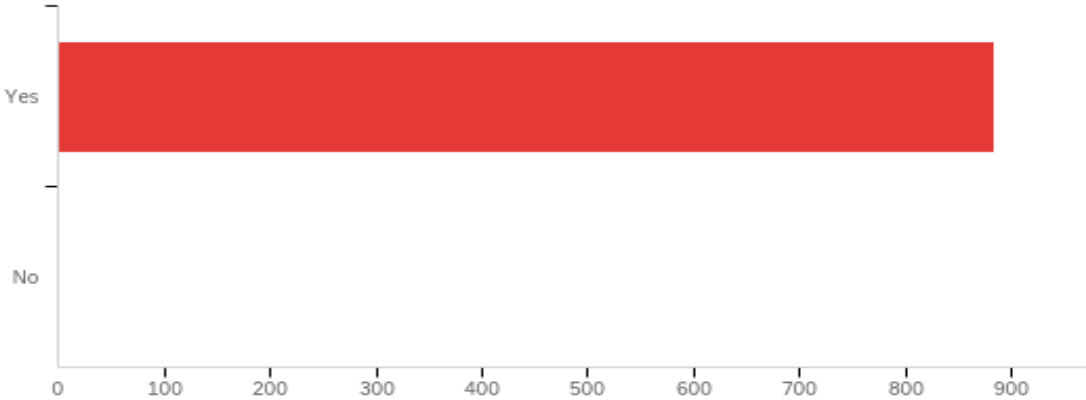
#	Answer	%	Count
1	Yes	98.42%	871
2	No	1.58%	14
	Total	100%	885

Q8: During the 2023-2024 academic year, did your district/charter school have a policy to allow teachers or administrators in the district to withhold physical activity from a student as a form of punishment?



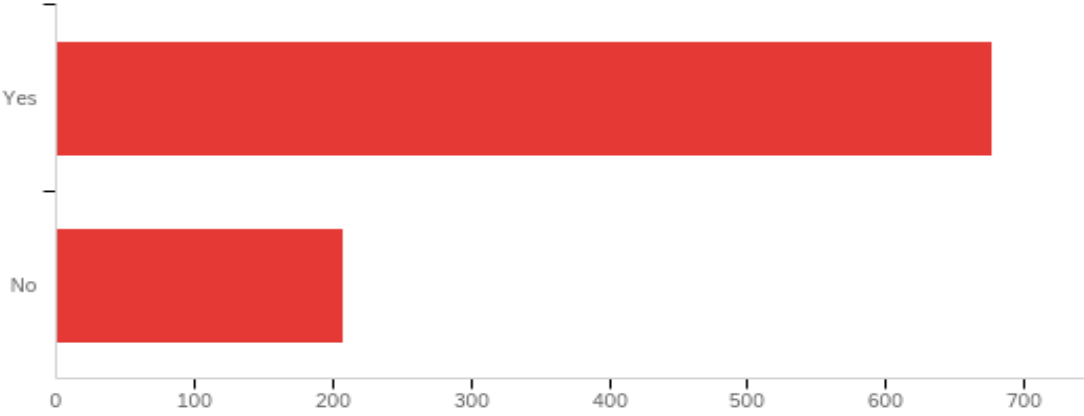
#	Answer	%	Count
1	Yes	5.20%	46
2	No	94.80%	839
	Total	100%	885

Q9: During the 2023-2024 academic year, did your district/charter school allow modifications or accommodations to enable physical education courses to meet the needs of students with disabilities?



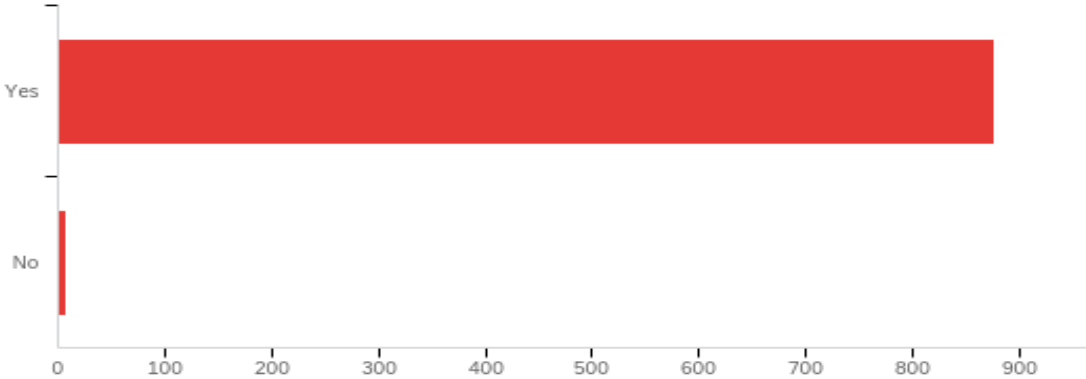
#	Answer	%	Count
1	Yes	100.00%	884
2	No	0.00%	0
	Total	100%	884

Q10: During the 2023-2024 academic year, did your district/charter school notify parents that they could request in writing their child's physical fitness assessment results at the end of the school year?



#	Answer	%	Count
1	Yes	76.58%	677
2	No	23.42%	207
	Total	100%	884

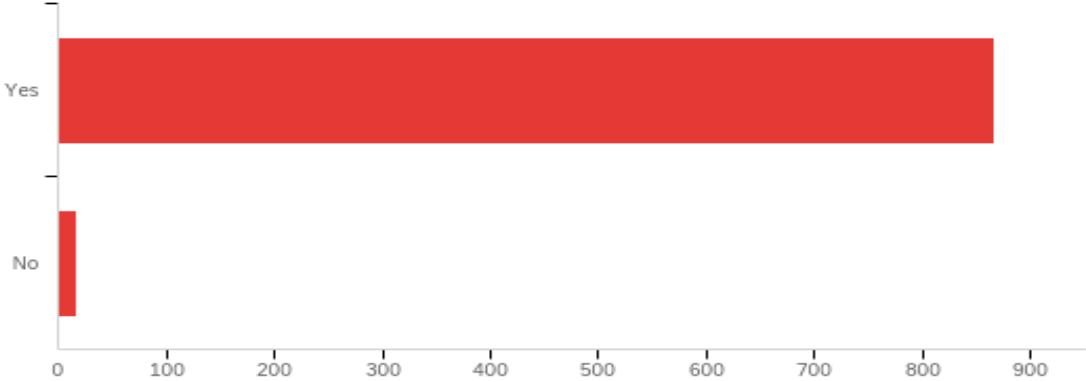
Q11: During the 2023-2024 academic year, did your district/charter school adopt/have in place policies and procedures that prescribed penalties for the use of electronic-cigarettes and tobacco products by students and others on campuses or at school-sponsored or school-related activities?



#	Answer	%	Count
1	Yes	99.32%	877
2	No	0.68%	6
	Total	100%	883

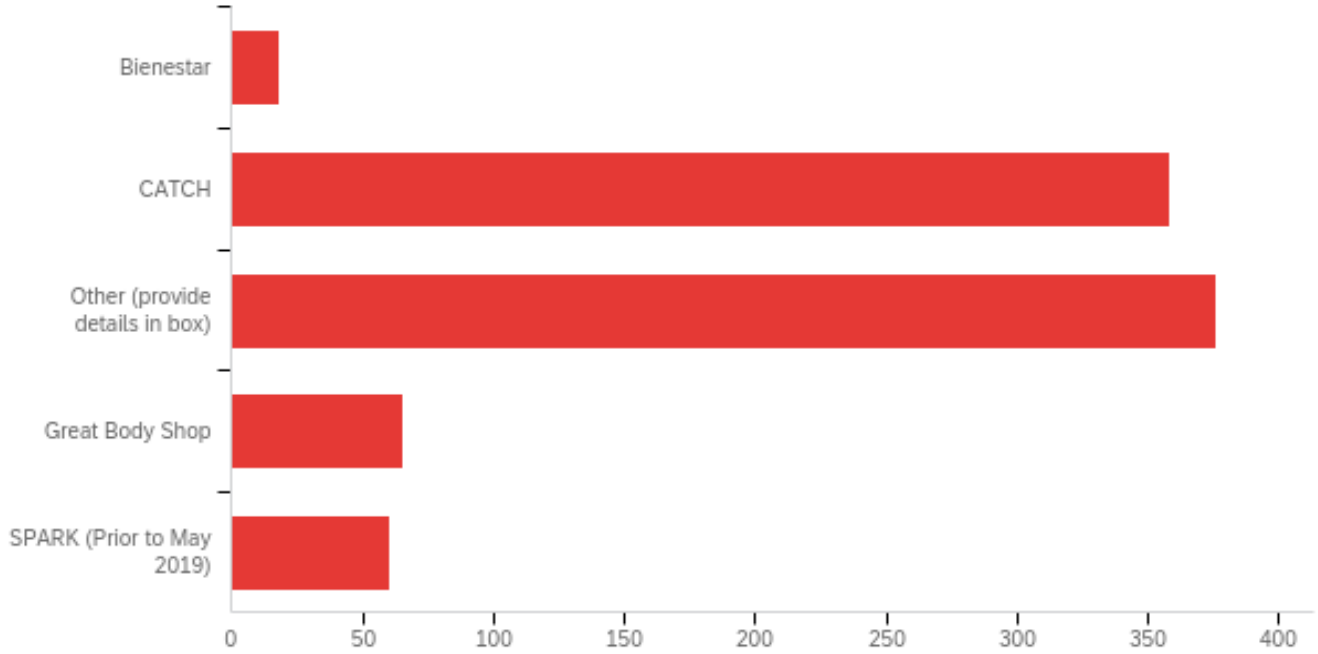


Q12: During the 2023-2024 academic year, did your district/charter school provide training for staff in dealing with students at risk of suicide, recognizing early warning signs, and how to intervene effectively with students?



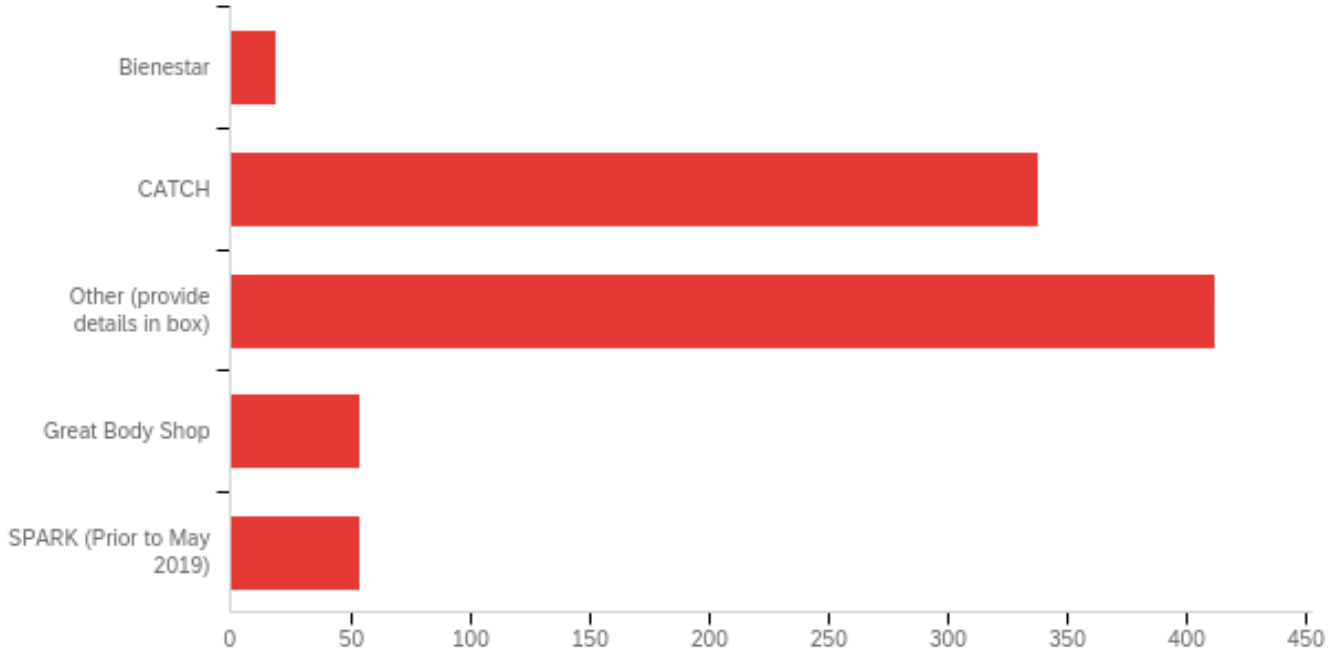
#	Answer	%	Count
1	Yes	98.19%	867
2	No	1.81%	16
	Total	100%	883

Q13: During the 2023-2024 academic year, which Coordinated School Health Program did your district/charter school implement in elementary schools?



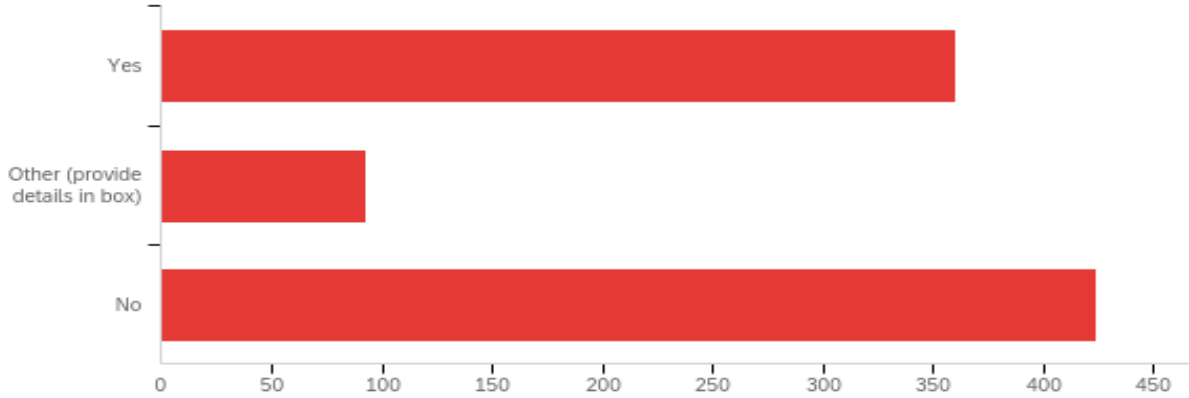
#	Answer	%	Count
1	Bienestar	2.05%	18
2	CATCH	40.82%	358
3	Other (provide details in box)	42.87%	376
4	Great Body Shop	7.41%	65
5	SPARK (Prior to May 2019)	6.84%	60
	Total	100%	877

Q14: During the 2023-2024 academic year, which Coordinated School Health Program did your district/charter school implement in middle and/or junior high schools?



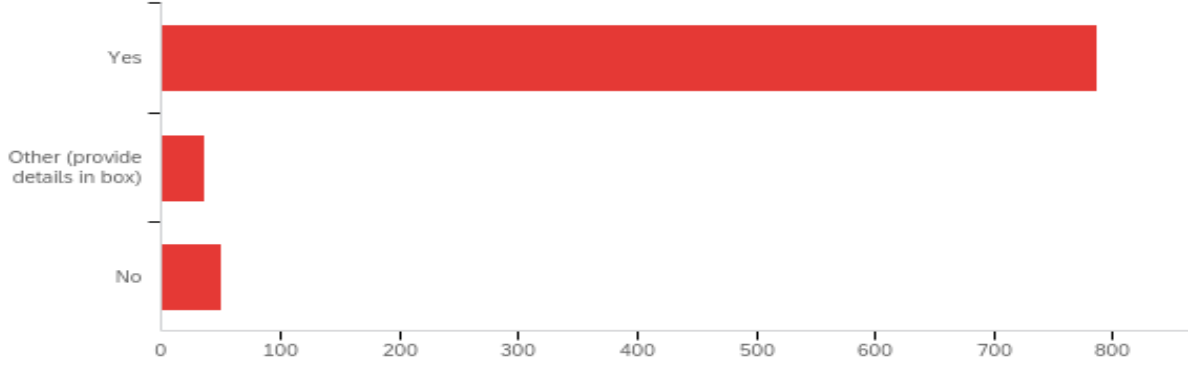
#	Answer	%	Count
1	Bienestar	2.17%	19
2	CATCH	38.54%	338
3	Other (provide details in box)	46.98%	412
4	Great Body Shop	6.16%	54
5	SPARK (Prior to May 2019)	6.16%	54
	Total	100%	877

Q15: During the 2023-2024 academic year, did your district/charter school require health education as a graduation requirement for high school students?



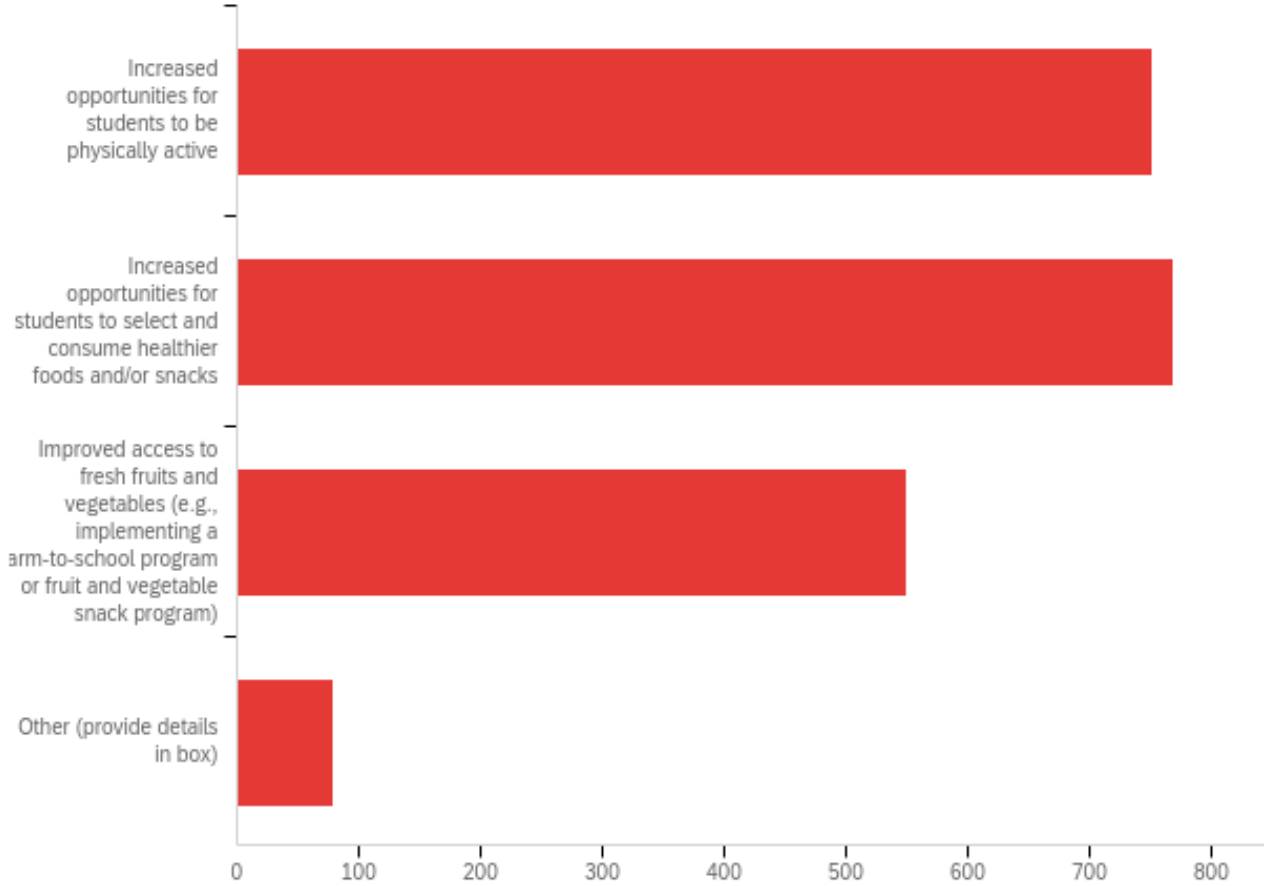
#	Answer	%	Count
1	Yes	41.05%	360
2	Other (provide details in box)	10.60%	93
3	No	48.35%	424
	Total	100%	877

Q16 - During the 2023-2024 academic year, did your district/charter school adopt policies to meet the U.S. Department of Agriculture (USDA) smart snack/competitive food requirements?



#	Answer	%	Count
1	Yes	89.94%	787
2	Other (provide details in box)	4.23%	37
3	No	5.83%	51
	Total	100%	875

Q18: During the 2023-2024 academic year, did your local wellness policy address any of the following? (Mark all that apply).



#	Answer	%	Count
1	Increased opportunities for students to be physically active	34.99%	752
2	Increased opportunities for students to select and consume healthier foods and/or snacks	35.78%	769
3	Improved access to fresh fruits and vegetables (e.g., implementing a farm-to-school program or fruit and vegetable snack program)	25.59%	550
4	Other (provide details in box)	3.63%	78
	Total	100%	2149