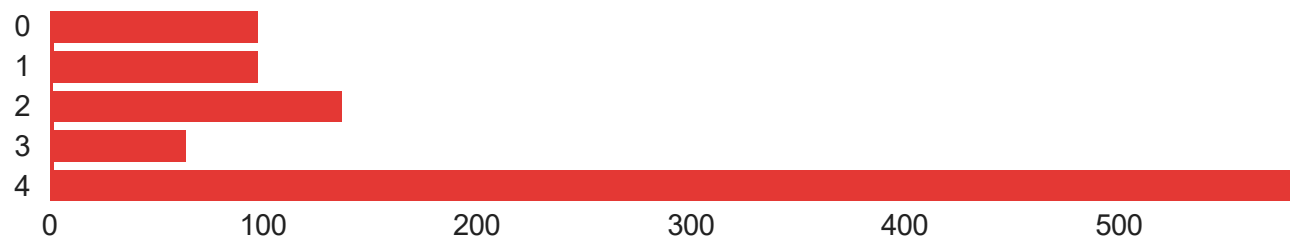


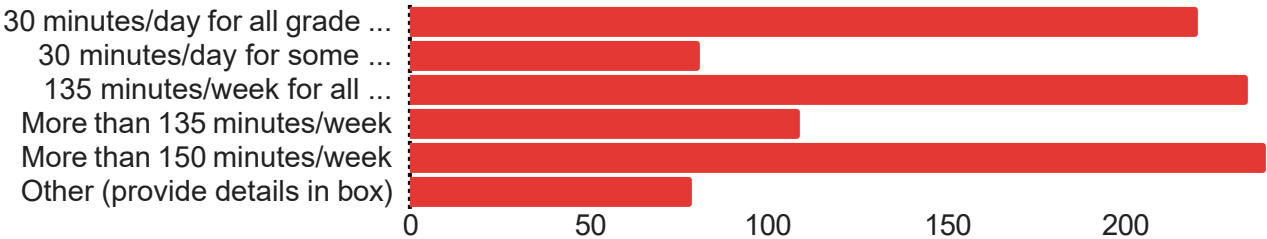
School Health Survey 2024-2025

Q4: How many times did your SHAC meet during the 2024-2025 academic year?



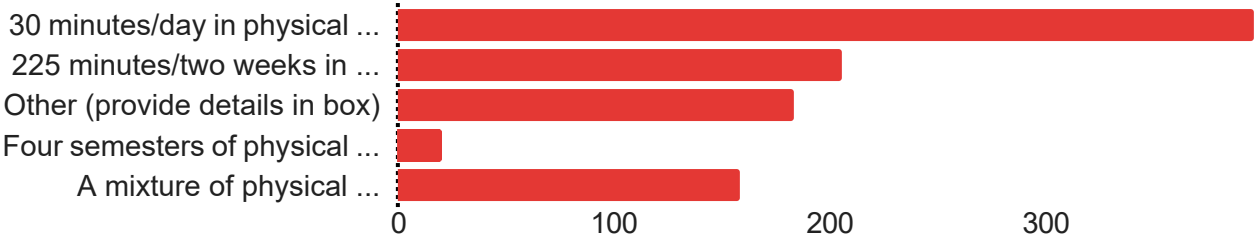
#	Answer	%	Count
1	0	10.01%	97
2	1	9.91%	96
3	2	13.93%	135
4	3	6.50%	63
5	4	59.65%	578
	Total	100%	969

Q5: During the 2024-2025 academic year, what was your district/charter school's practice for meeting the elementary school physical activity requirement?



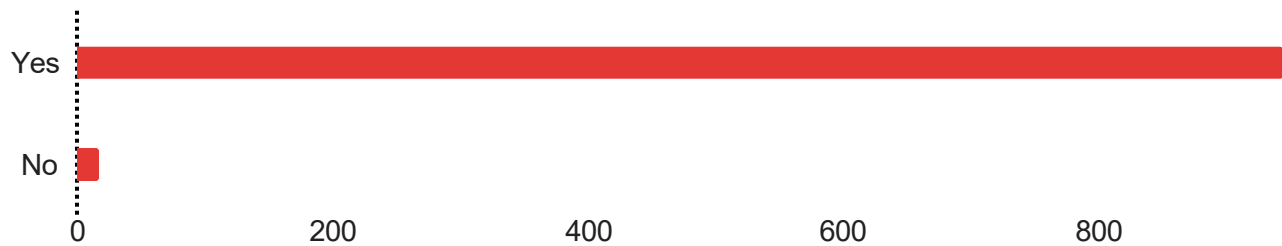
#	Answer	%	Count
1	30 minutes/day for all grade levels	22.87%	220
2	30 minutes/day for some grade levels, 135 minutes/week for others	8.42%	81
3	135 minutes/week for all grade levels	24.32%	234
4	More than 135 minutes/week	11.33%	109
5	More than 150 minutes/week	24.84%	239
6	Other (provide details in box)	8.21%	79
	Total	100%	962

Q6: During the 2024-2025 academic year, what was your district/charter school's practice for meeting the middle/junior high school physical activity requirement?



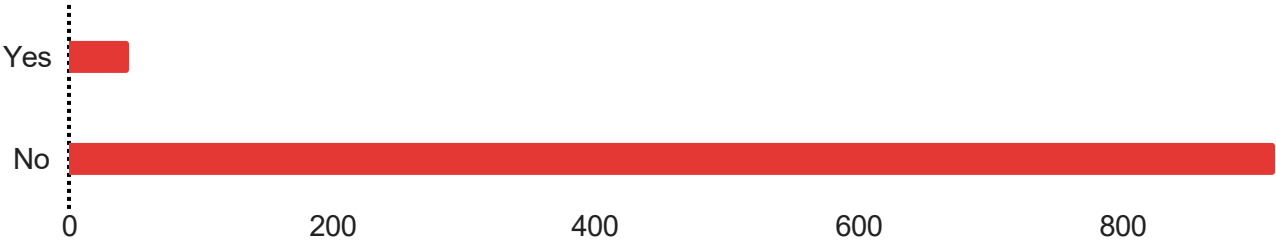
#	Answer	%	Count
1	30 minutes/day in physical education for four semesters	41.16%	396
2	225 minutes/two weeks in physical education for four semesters	21.31%	205
3	Other (provide details in box)	19.02%	183
4	Four semesters of physical activity in alternative programs	2.08%	20
5	A mixture of physical education and alternative programs	16.42%	158
	Total	100%	962

Q7: During the 2024-2025 academic year, did each campus in your district/charter school have the appropriate equipment and adequate facilities for students to engage in the amount and intensity of physical activity as part of the required curriculum outlined in TEC §28.002(I)?



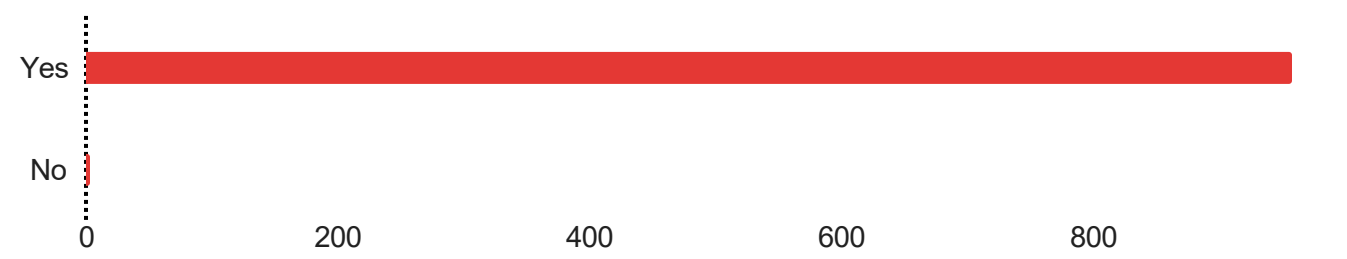
#	Answer	%	Count
1	Yes	98.23%	944
2	No	1.77%	17
	Total	100%	961

Q8: During the 2024-2025 academic year, did your district/charter school have a policy to allow teachers or administrators in the district to withhold physical activity from a student as a form of punishment?



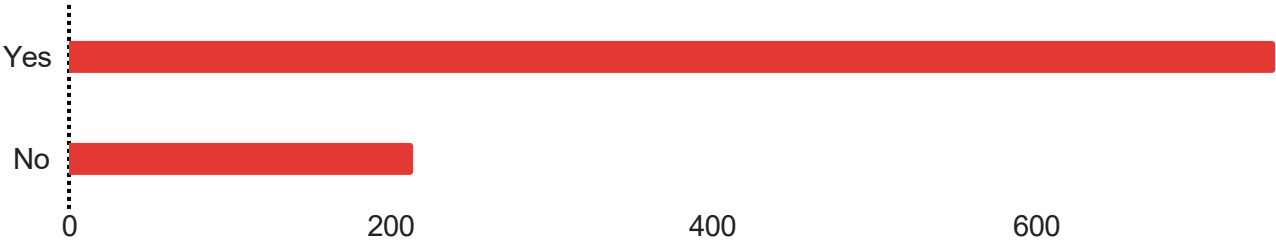
#	Answer	%	Count
1	Yes	4.68%	45
2	No	95.32%	916
	Total	100%	961

Q9: During the 2024-2025 academic year, did your district/charter school allow modifications or accommodations to enable physical education courses to meet the needs of students with disabilities?



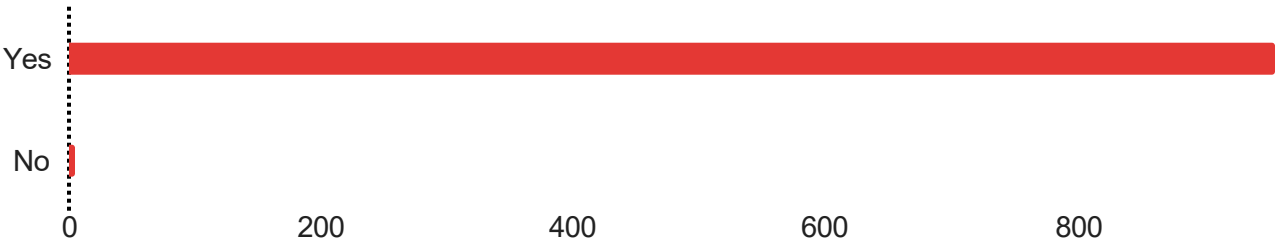
#	Answer	%	Count
1	Yes	99.69%	958
2	No	0.31%	3
	Total	100%	961

Q10: During the 2024-2025 academic year, did your district/charter school notify parents that they could request in writing their child's physical fitness assessment results at the end of the school year?



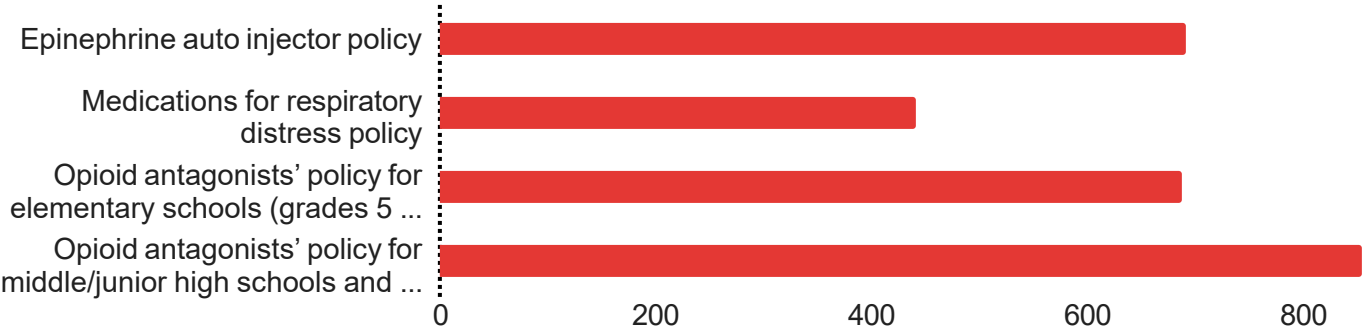
#	Answer	%	Count
1	Yes	77.84%	748
2	No	22.16%	213
	Total	100%	961

Q11: During the 2024-2025 academic year, did your district/charter school adopt/have in place policies and procedures that prescribed penalties for the use of electronic-cigarettes and tobacco products by students and others on campuses or at school-sponsored or school-related activities?



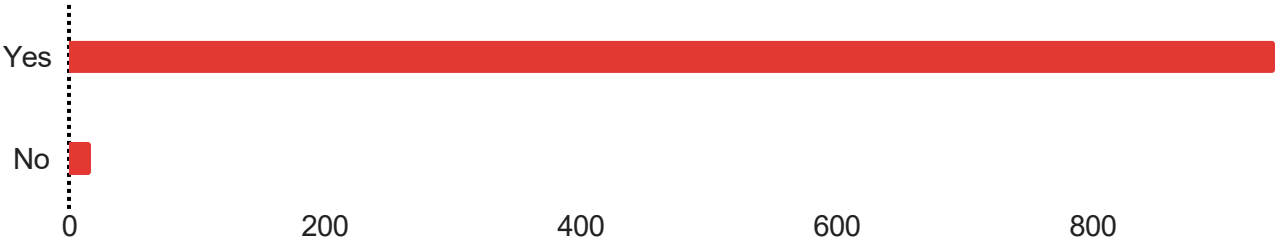
#	Answer	%	Count
1	Yes	99.48%	956
2	No	0.52%	5
	Total	100%	961

Q12: During the 2024-2025 academic year, did your district/charter school have any of the following policies for unassigned medications? (Mark all that apply.)



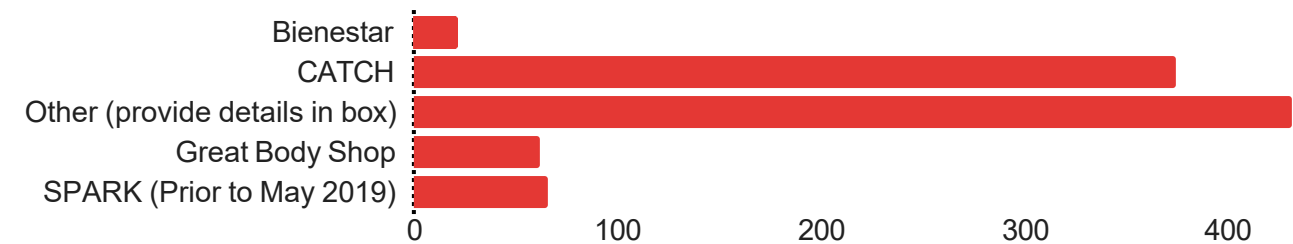
#	Answer	%	Count
1	Epinephrine auto injector policy	25.83%	690
2	Medications for respiratory distress policy	16.51%	441
3	Opioid antagonists' policy for elementary schools (grades 5 and under)	25.72%	687
4	Opioid antagonists' policy for middle/junior high schools and high schools (grades 6-12)	31.94%	853

Q13: During the 2024-2025 academic year, did your district/charter school provide training for staff in dealing with students at risk of suicide, recognizing early warning signs, and how to intervene effectively with students?



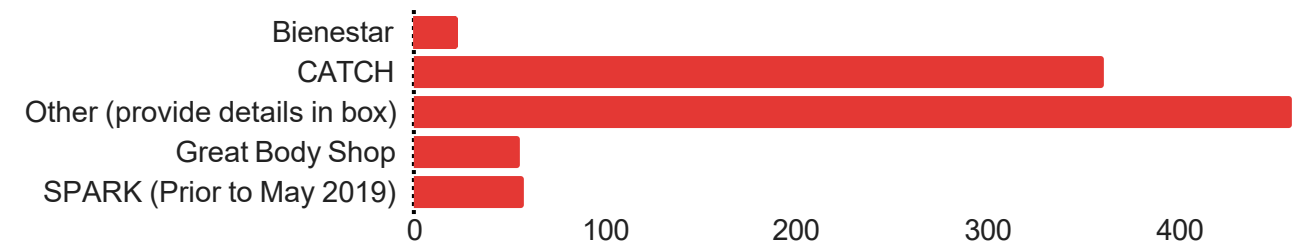
#	Answer	%	Count
1	Yes	98.23%	942
2	No	1.77%	17
	Total	100%	959

Q14: During the 2024-2025 academic year, which Coordinated School Health Program did your district/charter school implement in elementary schools?



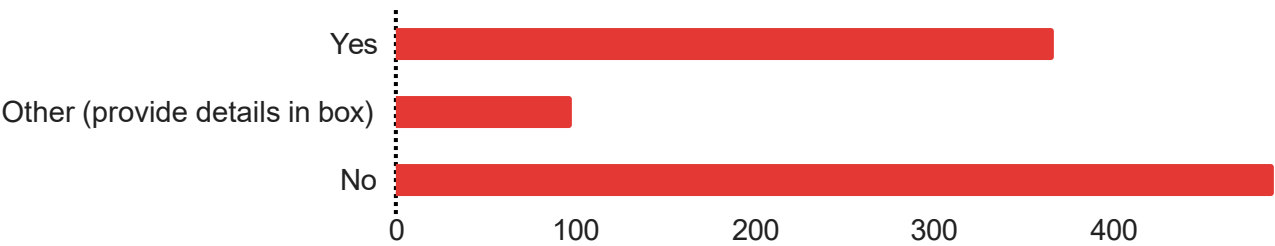
#	Answer	%	Count
1	Bienestar	2.30%	22
2	CATCH	39.16%	374
3	Other (provide details in box)	45.13%	431
4	Great Body Shop	6.49%	62
5	SPARK (Prior to May 2019)	6.91%	66
	Total	100%	955

Q15: During the 2024-2025 academic year, which Coordinated School Health Program did your district/charter school implement in middle and/or junior high schools?



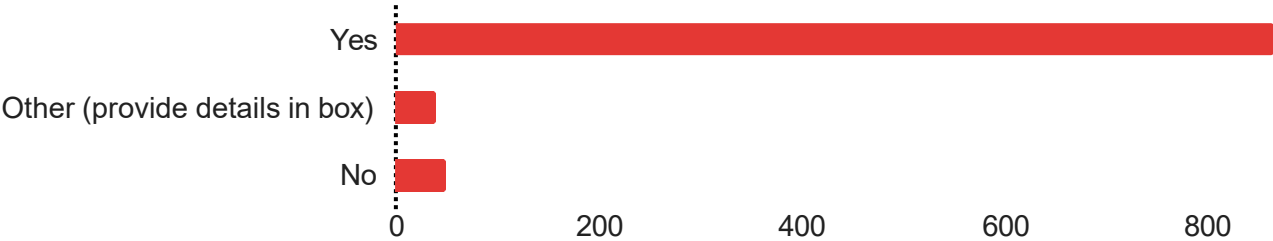
#	Answer	%	Count
1	Bienestar	2.41%	23
2	CATCH	37.80%	361
3	Other (provide details in box)	48.06%	459
4	Great Body Shop	5.76%	55
5	SPARK (Prior to May 2019)	5.97%	57
	Total	100%	955

Q16: During the 2024-2025 academic year, did your district/charter school require health education as a graduation requirement for high school students?



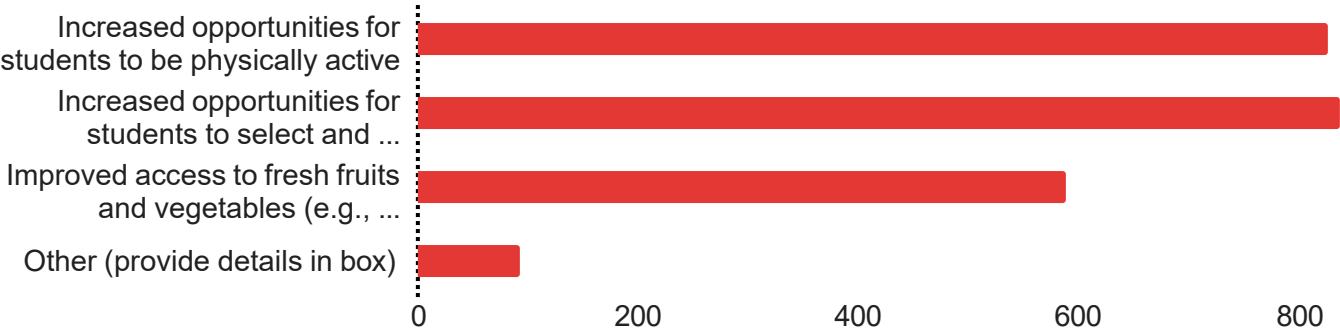
#	Answer	%	Count
1	Yes	38.47%	367
2	Other (provide details in box)	10.27%	98
3	No	51.26%	489
	Total	100%	954

Q17: During the 2024-2025 academic year, did your district/charter school adopt policies to meet the U.S. Department of Agriculture (USDA) food requirements per TEC §28.004(k)(3)(B)?



#	Answer	%	Count
1	Yes	90.67%	865
2	Other (provide details in box)	4.09%	39
3	No	5.24%	50
	Total	100%	954

Q19: During the 2024-2025 academic year, did your local wellness policy address any of the following? (Mark all that apply).



#	Answer	%	Count
1	Increased opportunities for students to be physically active	35.22%	826
2	Increased opportunities for students to select and consume healthier foods and/or snacks	35.69%	837
3	Improved access to fresh fruits and vegetables (e.g., implementing a farm-to-school program or fruit and vegetable snack program)	25.12%	589
4	Other (provide details in box)	3.97%	93