



Physical Education Report (TEC §38.0141)

2023 – 2024 Physical Education Report Summary

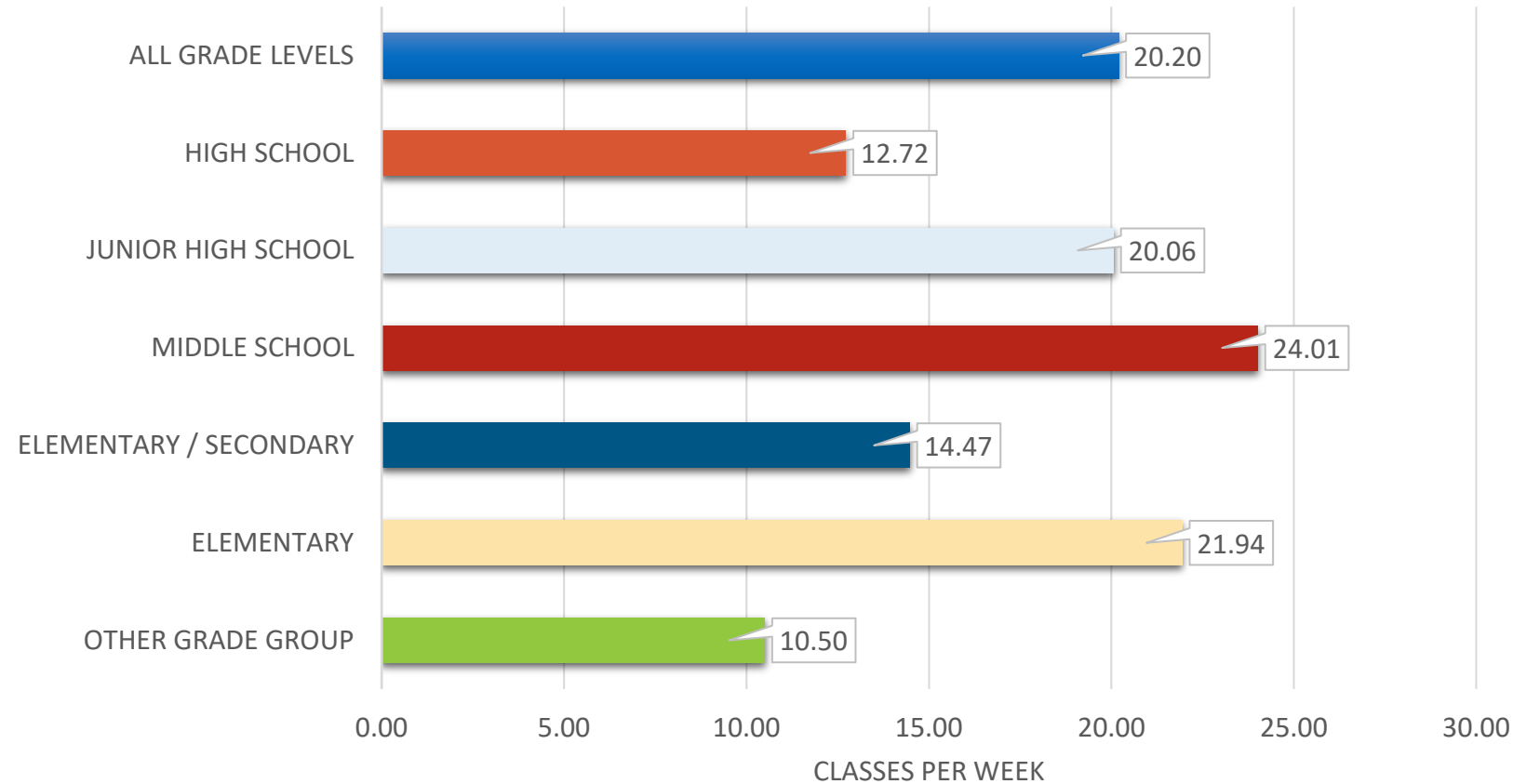
[Texas Education Code \(TEC\) §38.0141](#) requires the commissioner of education to complete a report on physical education provided by each school district and publish the report on the TEA website. The report must include the following:

- (1) The number of physical education classes offered at each campus in the district and the number of days, classes, and minutes offered each week by each campus;
- (2) The ratio of students enrolled in physical education classes compared to overall district enrollment;
- (3) The average physical education class size at each campus in the district;
- (4) The number of physical education teachers in the district who are licensed, certified, or endorsed by an accredited teacher preparation program to teach physical education;
- (5) Whether each campus in the district has the appropriate equipment and adequate facilities for students to engage in the amount and intensity of physical activity required by state law;
- (6) Whether the district allows modifications or accommodations to meet the needs of students with disabilities; and
- (7) Whether the district has a policy that allows teachers or administrators in the district to withhold physical activity from a student as punishment.

The number of the question appears in the upper right corner of the slide that answers this requirement.

Average number of P.E. **CLASSES** offered in a week

Presented by campus type



Data Source: 2023 – 2024 PEIMS.
 Note: Junior high may serve grades 5–9, while middle school can be grades 4–8. Elementary/secondary may include grades from K–8 within the same campus.

The following map shows the top ten campuses in each campus type with the highest average number of P.E. classes offered per week.

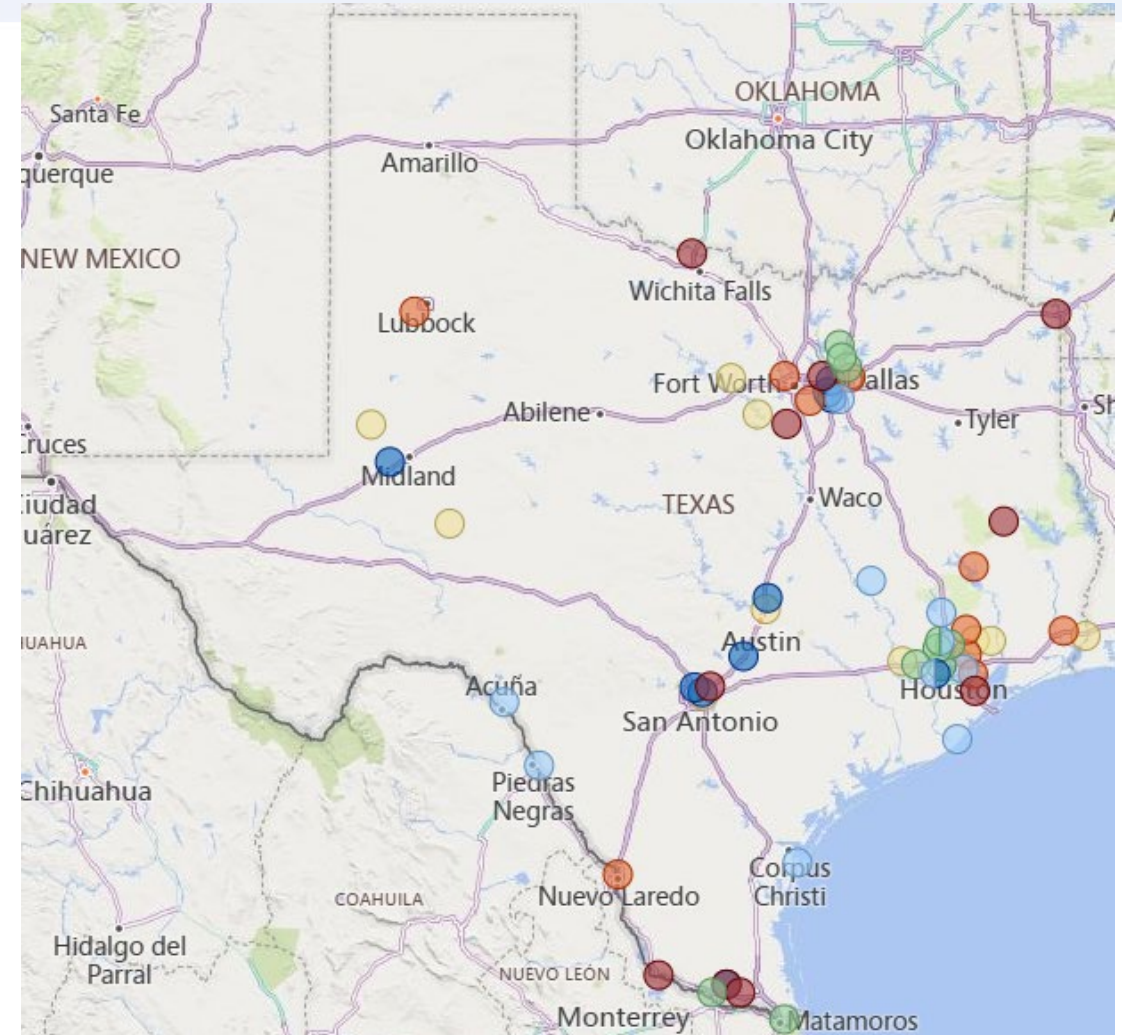
The color indicates school type:

- High School
- Junior High School
- Middle School
- Elementary/Secondary School
- Elementary School
- Other

Data Source: 2023 – 2024 PEIMS.*

Note: Junior high may serve grades 5–9, while middle school can be grades 4–8.

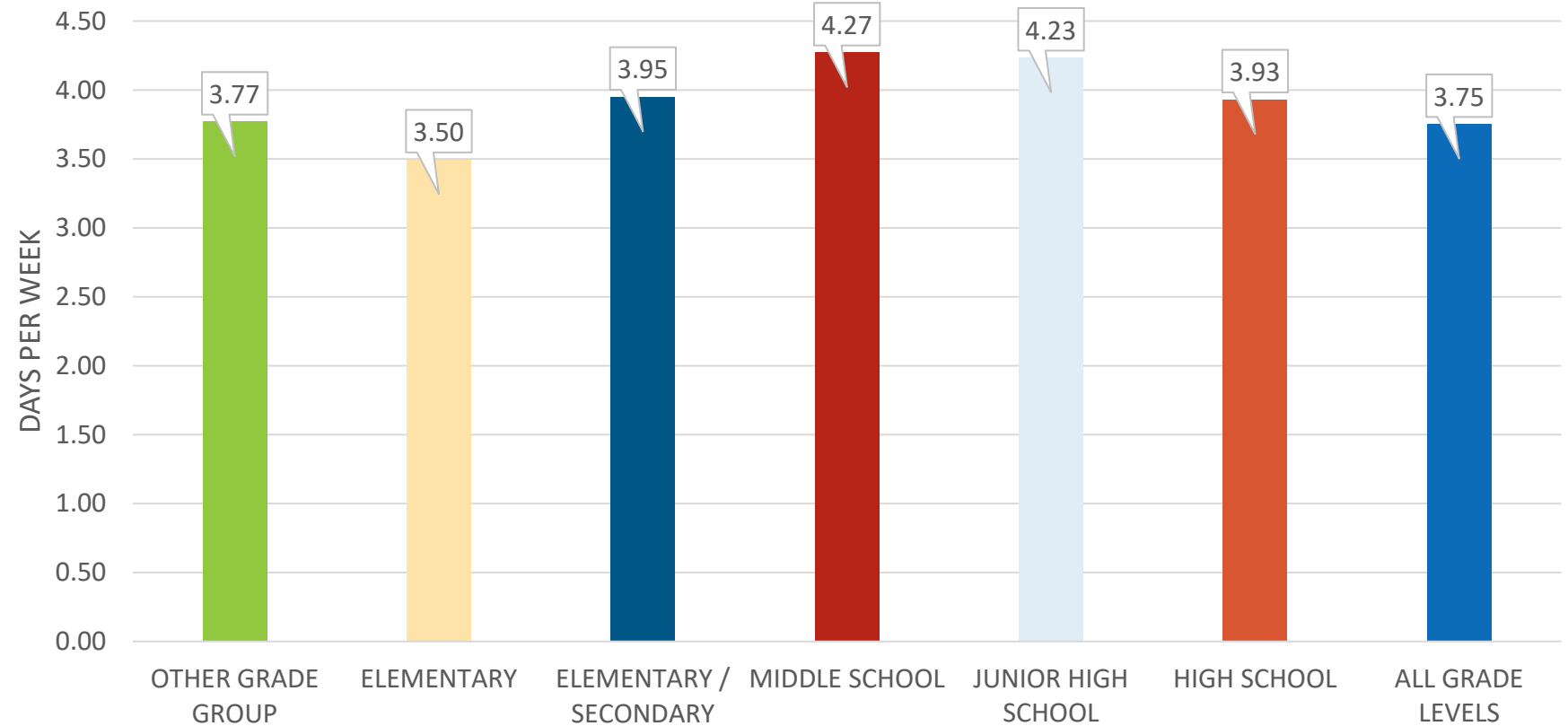
Elementary/secondary may include grades from K–8 within the same campus.



The top 10 campuses per campus type with the highest average number of P.E. classes offered per week

Average number **DAYS** per week that P.E. is offered

Presented by campus type

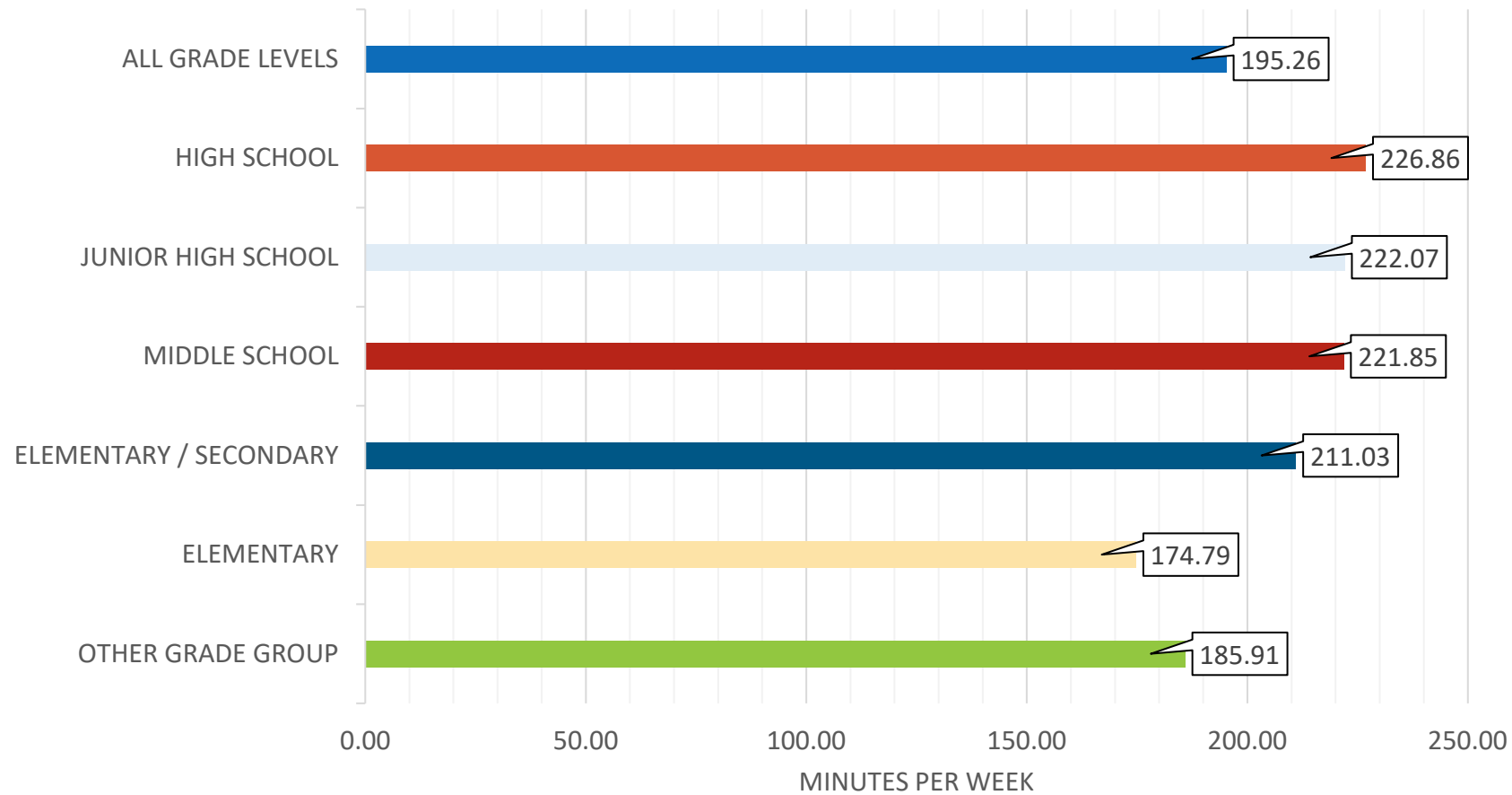


Data Source: 2023 – 2024 PEIMS.*

Note: Junior high may serve grades 5–9, while middle school can be grades 4–8. Elementary/secondary may include grades from K–8 within the same campus.

Average P.E. MINUTES offered in a week

Presented by campus type



Data Source: 2023 – 2024 PEIMS
 Note: Junior high may serve grades 5–9, while middle school can be grades 4–8. Elementary/secondary may include grades from K–8 within the same campus.

Schools offering the highest weekly number of P.E. class **MINUTES**

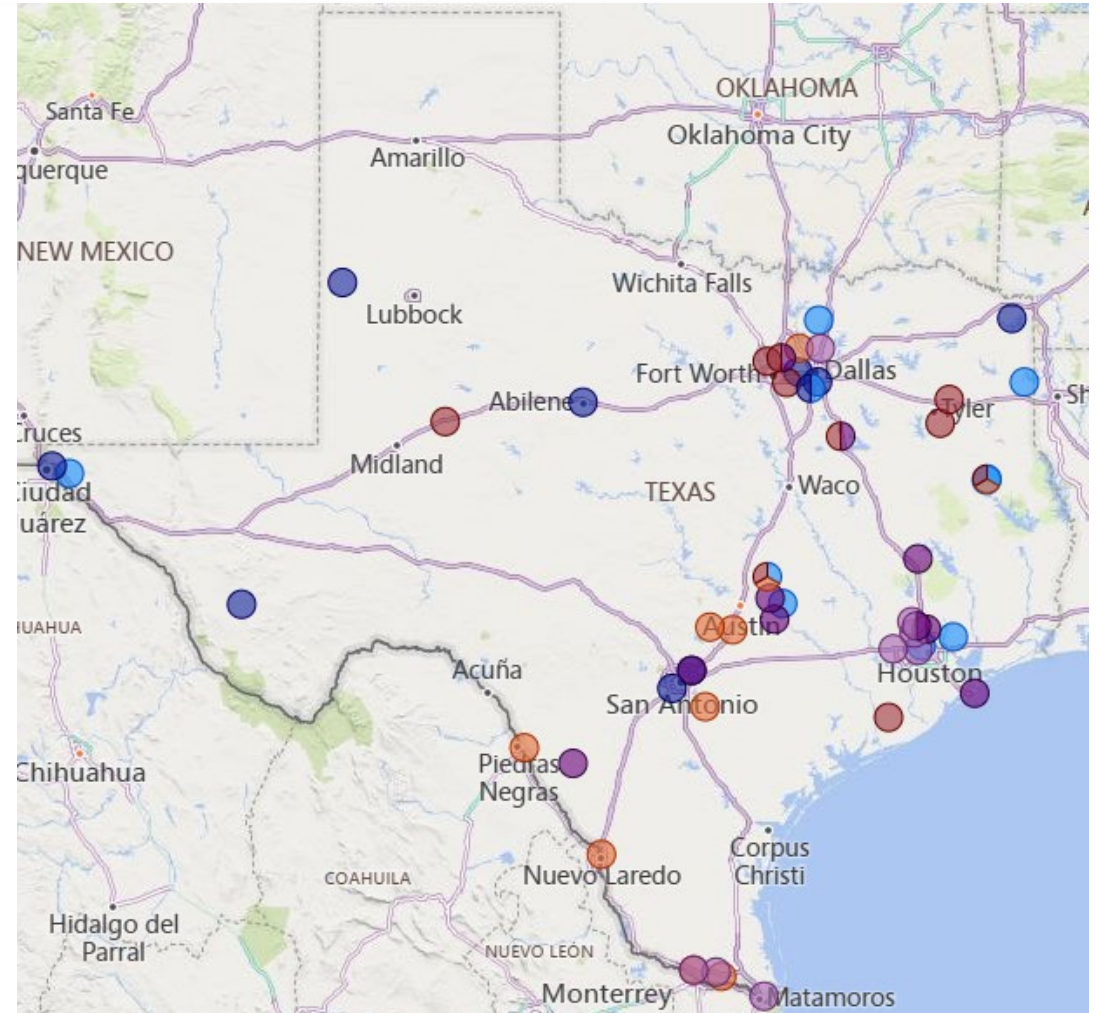
The following map shows the top ten campuses per type with the highest average number of P.E. minutes offered per week.

The color indicates school type:

- High School
- Junior High School
- Middle School
- Elementary/Secondary School
- Elementary School
- Other


Data Source: 2023 – 2024 PEIMS.*

Note: Junior high may serve grades 5–9, while middle school can be grades 4–8. Elementary/secondary may include grades from K–8 within the same campus.



The top 10 campuses per type with the highest average weekly number of P.E. minutes offered per week

The statewide ratio of students enrolled in district P.E. classes compared to overall LEA enrollment is approximately **13** to 20



Data Source: 2023 – 2024 PEIMS.



LEAs with the highest ratio of P.E. enrollment versus total LEA enrollment



The LEAs shown have the highest P.E. class enrollment ratios compared to total enrollment.

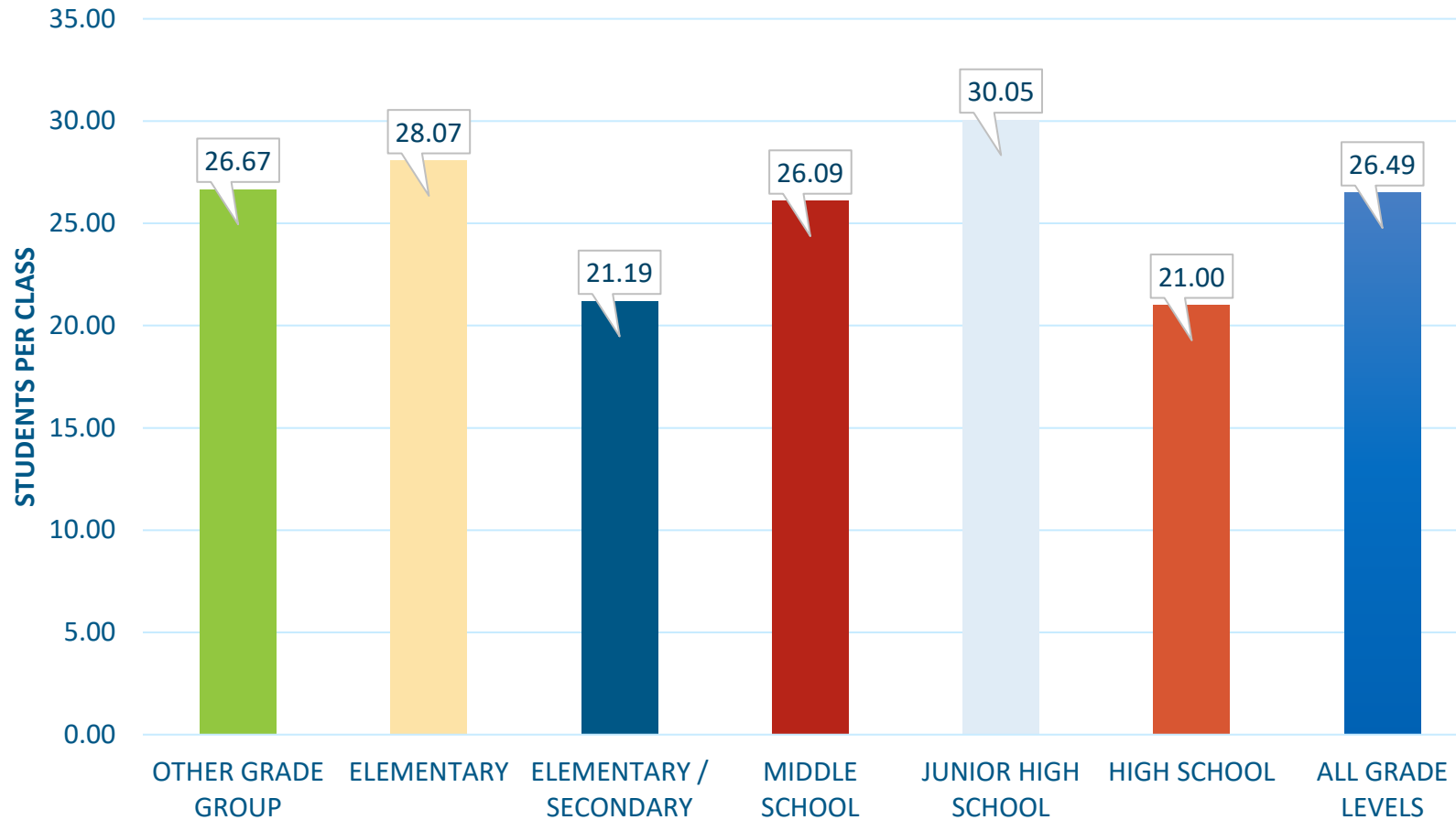
The LEAs with the largest percentage of students enrolled in P.E. classes, listed alphabetically by name.

LEA NAME (A-N)	LEA NAME (P-Z)
A+ UNLIMITED POTENTIAL	NOVA ACADEMY
ARLINGTON CLASSICS ACADEMY	NOVA ACADEMY SOUTHEAST
ARROW ACADEMY	PROMESA ACADEMY
BEATRICE MAYES INSTITUTE CHARTER SCHOOL	ROSCOE COLLEGIATE ISD
BETTY M CONDRAS SCHOOL FOR EDUCATION INNOVATION	ROYAL PUBLIC SCHOOLS
BLOOM ACADEMY CHARTER SCHOOL	SAM HOUSTON STATE UNIVERSITY CHARTER SCHOOL
CORPUS CHRISTI MONTESSORI SCHOOL	SEASHORE CHARTER SCHOOLS
DORAL ACADEMY OF TEXAS	SPRING CREEK ISD
DOSS CONSOLIDATED CSD	ST ANTHONY SCHOOL
ETOILE ACADEMY CHARTER SCHOOL	ST MARY'S ACADEMY CHARTER SCHOOL
GRANDVIEW-HOPKINS ISD	TEXAS SCHOOL OF THE ARTS
LAKE GRANBURY ACADEMY CHARTER SCHOOL	THRIVE CENTER FOR SUCCESS
MEYERSVILLE ISD	VALOR PUBLIC SCHOOLS
NORTH TEXAS COLLEGIATE ACADEMY	WESTPHALIA ISD

Data Source: 2023 – 2024 PEIMS.

Average P.E. CLASS SIZE

Presented by campus type



Data Source: 2023 – 2024 PEIMS*.

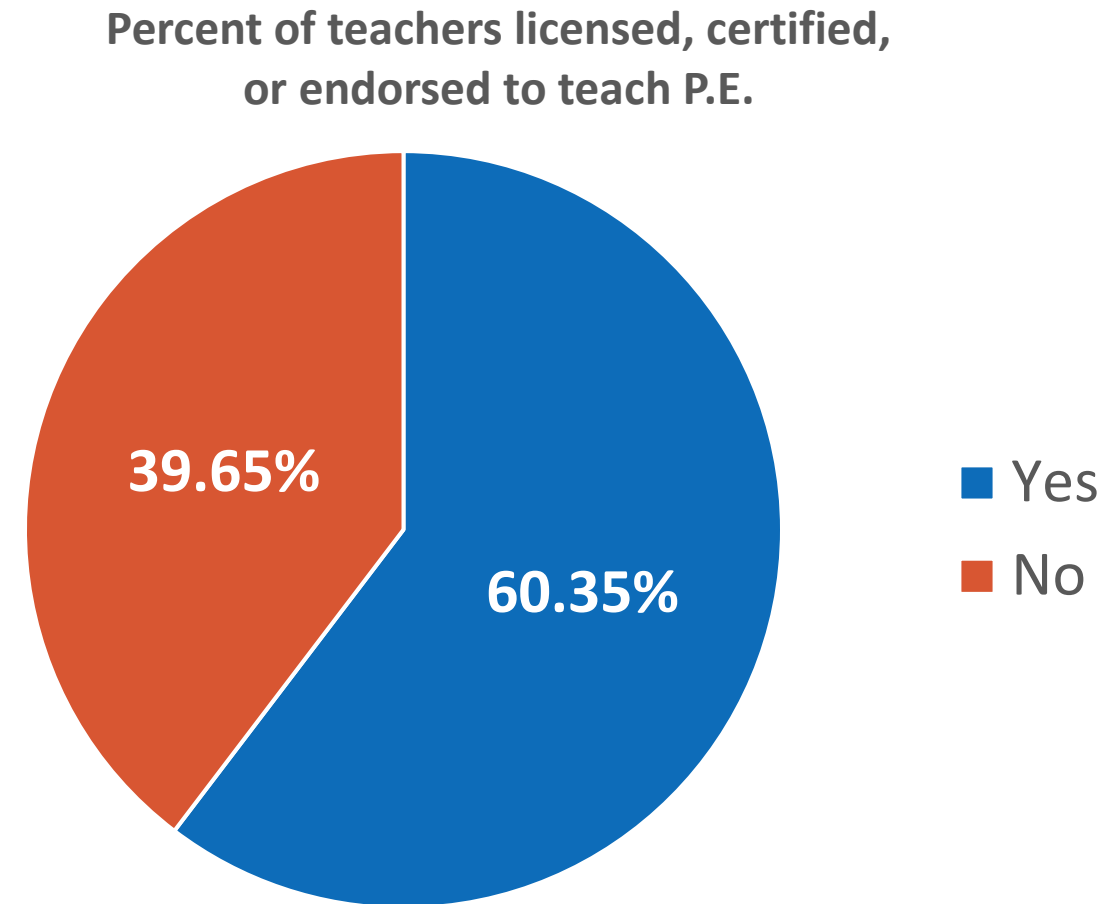
Note: High school class sizes are often small because many high school students enroll in athletics or other P.E. substitutions.

*8.07% of survey respondents removed due to masked class size data.

**60.35%* of 26,367
P.E. teachers have
standard certifications**.**

*This percentage does not include teachers with generalist certifications who would also be certified to teach P.E.

**A *standard certificate* is issued to an individual who has met all requirements for this class of certification. Multiple certifications held by an educator are counted separately.

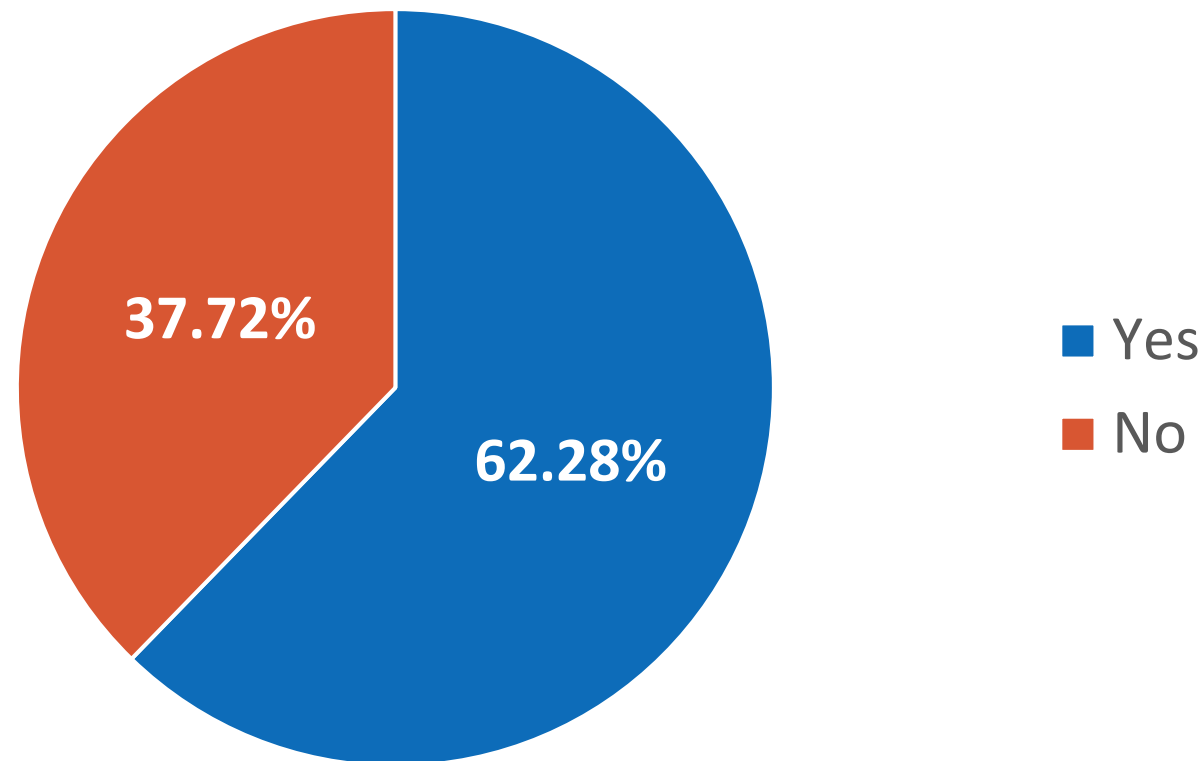


Data Source: TEA Educator Certifications. 2023 – 2024 PEIMS and Educator Certification Online System.

**62.28% of 26,367
P.E. teachers
have standard
certifications.**


This percentage does not include teachers with generalist certifications who would also be certified to teach P. E. However, it does include teachers with standard, provisional, probationary, probationary extension, one-year, emergency, internship, non-renewable, and professional certificates. Multiple certifications held by an educator are counted separately.

Teachers licensed, certified, or endorsed by an accredited teacher preparation program to teach P.E.

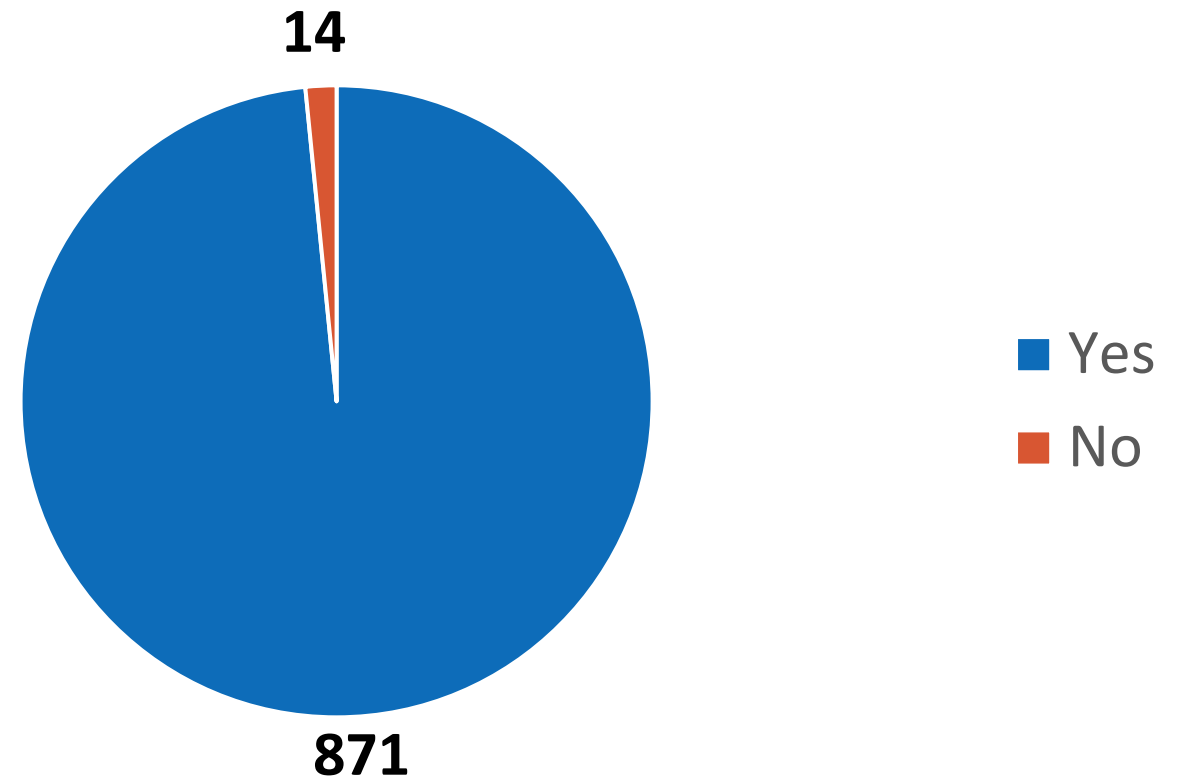


Data Source: TEA Educator Certifications. 2023 – 2024 PEIMS and Educator Certification Online System.

98% of LEAs report their campuses **have appropriate equipment and adequate facilities** for students to engage in the required amount and intensity of physical activity.



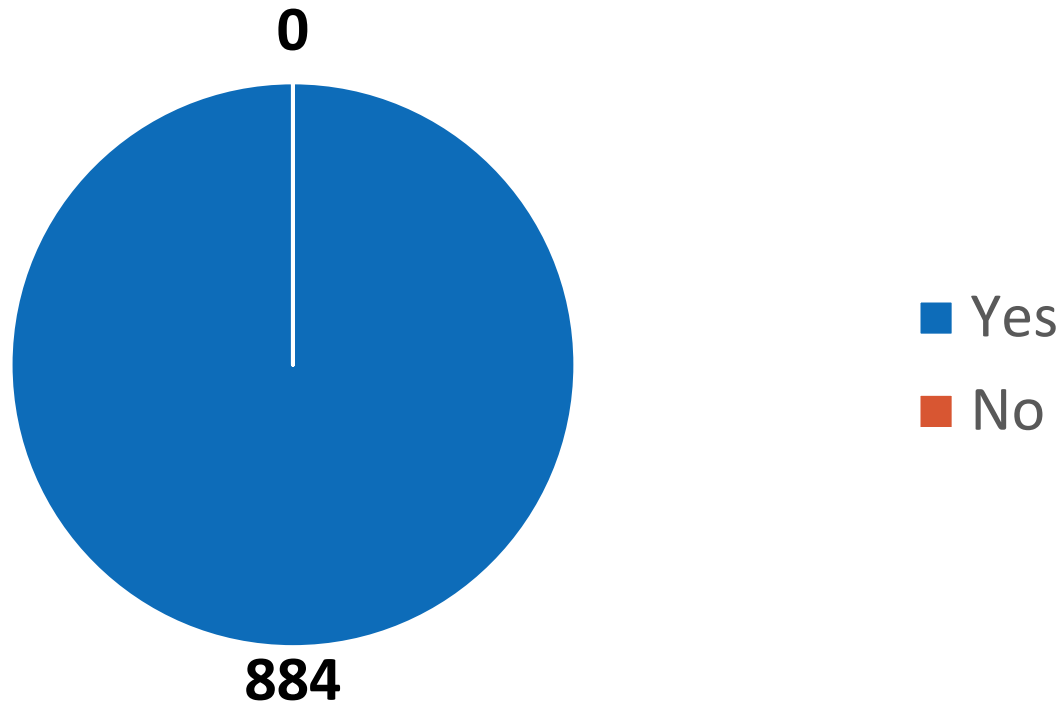
LEAs report having appropriate equipment and adequate facilities



Data Source: 2023 – 2024 School Health Survey

100% of LEAs report that they **allow** for modifications or accommodations **to meet the needs of students with disabilities**.

LEAs allow for modifications or accommodations to meet the needs of students with disabilities

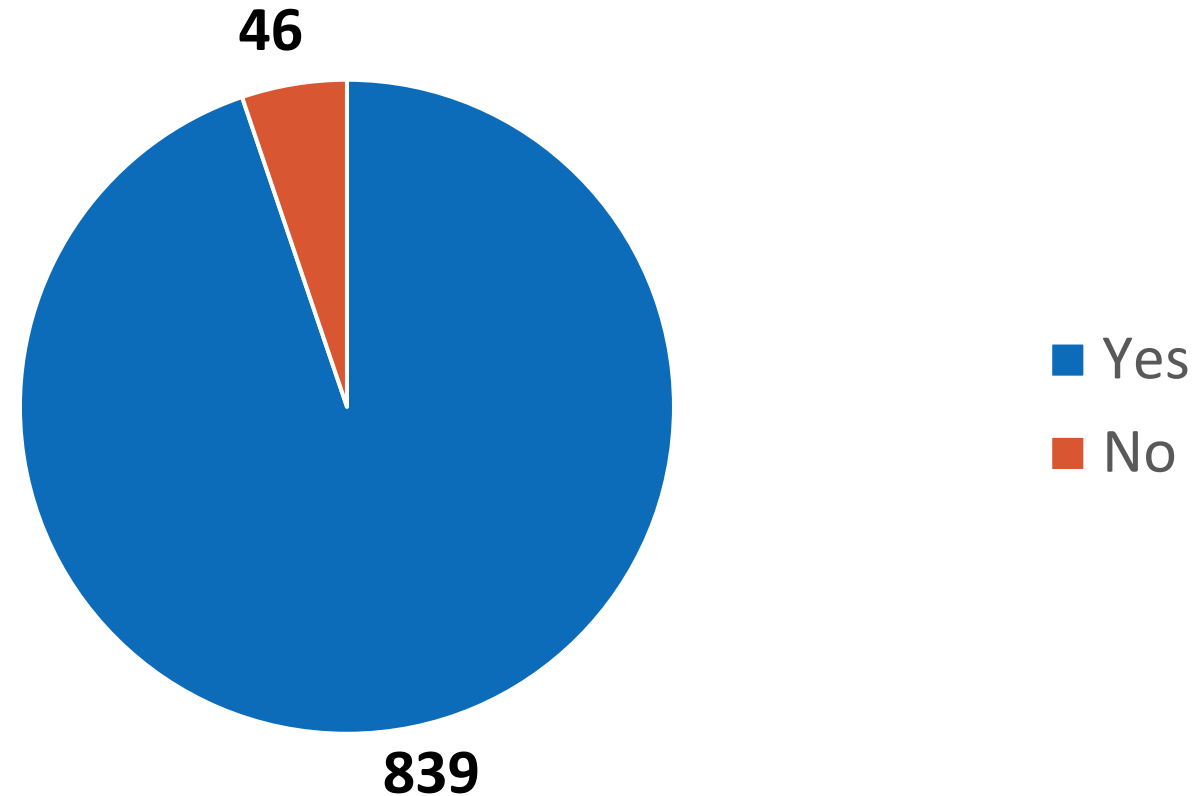


Data Source: 2023 – 2024 School Health Survey

95% of LEAs report that they **do not** have a policy to **withhold physical activity as punishment**.




LEAs do not have a policy to withhold physical activity as punishment



Data Source: 2023 – 2024 School Health Survey

For more information, please contact the Curriculum Standards and Student Support division using the [TEA help desk](#).

The logo for the TEA Help Desk features the words "Help" and "Desk" in a bold, blue, sans-serif font. To the right of the word "Help" is a stylized orange arrow pointing upwards and to the right.

© 2025 by the Texas Education Agency Copyright © Notice.

The Materials are copyrighted © and trademarked ™ as the property of Texas Education Agency (TEA) and may not be reproduced without the express written permission of TEA except under the following conditions:

- 1) Texas public school districts, charter schools, and education service centers may reproduce and use copies of the Materials and Related Materials for the districts' and schools' educational use without obtaining permission from TEA.
 - 2) Residents of the state of Texas may reproduce and use copies of the Materials and Related Materials for individual personal use only, without obtaining written permission from TEA.
 - 3) Any portion reproduced must be reproduced in its entirety and remain unedited, unaltered, and unchanged in any way.
- No monetary charge can be made for the reproduced materials or any document containing them; however, a reasonable charge to cover only the cost of reproduction and distribution may be charged.

Private entities or persons located in Texas that are not Texas public school districts, charter schools, or education service centers, or any entity, whether public or private, educational or non-educational, located outside the state of Texas must obtain written approval from TEA and will be required to enter into a license agreement that may involve the payment of a licensing fee or a royalty.

For information, contact the Office of Copyrights, Trademarks, License Agreements, and Royalties, Texas Education Agency, 1701 N. Congress Ave., Austin, Texas, 78701-1494; phone 512-463-9041, email: copyrights@tea.texas.gov.