

## About the College, Career, or Military Outcomes Bonus

The College, Career, or Military Readiness Outcomes Bonus (CCMR OB) provided by House Bill 3 (HB 3) of the 86th Texas Legislature and signed by Governor Abbott on June 12, 2019, supports the state’s mission to prepare every child for success in college, career, or the military. The items within HB 3 are aligned to the state’s [Talent Strong Texas](#) goals and provide funding to incentivize and reward innovation and achievement for districts who are demonstrating this alignment. CCMR Outcomes Bonuses are paid annually for the accomplishments of graduates above a certain percentage threshold. The purpose of the threshold concept is to ensure equity amongst the three groups measured: economically disadvantaged; non-economically disadvantaged; and students served in special education programs.

Districts receive the following amounts for qualifying graduates that exceed the threshold performance set for each group (the threshold performance matches performance within each group meeting the CCMR standard at the 25th percentile of 2017 performance statewide). Graduates who were enrolled in a special education program count towards either economically disadvantaged or non-economically disadvantaged in addition to the special education group.

District Funding	
Economically Disadvantaged	\$5,000
Non-Economically Disadvantaged	\$3,000
Special Education	\$2,000

Class of 2020 College ready\* is defined as:

- Earns an associate degree, or
- Meets Texas Success Initiative (TSI) criteria and enrolls at a postsecondary institution immediately following high school.

Class of 2020 Career ready is defined as:

- Meets Texas Success Initiative (TSI) criteria, and
- Earns an industry-based certification (IBC); or earns a level I or level II certificate

Military ready is defined as enlisting in the U.S. Armed Forces; however, this indicator is temporarily suspended until enlistment data is obtained directly from the U.S. Armed Forces.

CCMR OB data for the Class of 2019 and the Class of 2020 are presented in this report. The Class of 2019 was comprised of 355,615 students. The Class of 2020 was comprised of 359,334 students, representing an increase of 3,719 graduates from the prior year.

\*The definition of college ready was adjusted due to HB 1525. Class of 2019 college ready was defined as:

- Meets Texas Success Initiative (TSI) criteria, and
- Enrolls at a postsecondary institution immediately following high school; or earns an associate degree

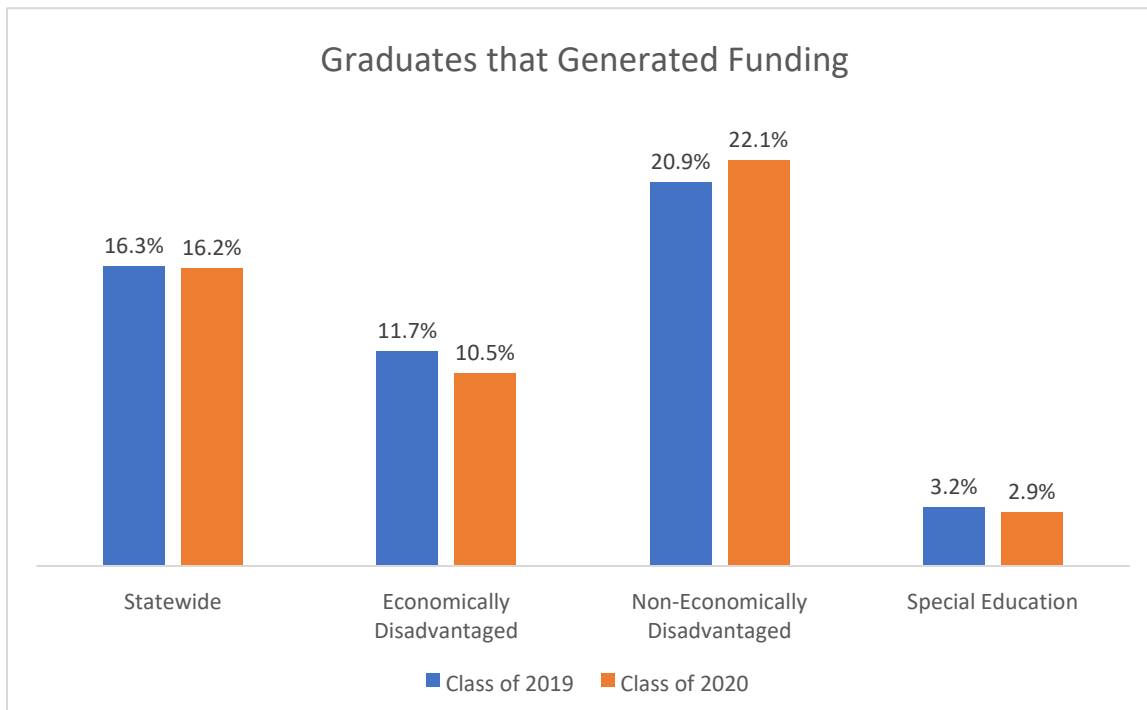
Counts of Graduates		
	Class of 2019	Class of 2020
Economically Disadvantaged	186,017	186,584
Non-Economically Disadvantaged	169,182	172,367
Special Education	27,497	28,879
Statewide	355,615	359,334

## Class of 2019 & Class of 2020

### Exceeded Threshold

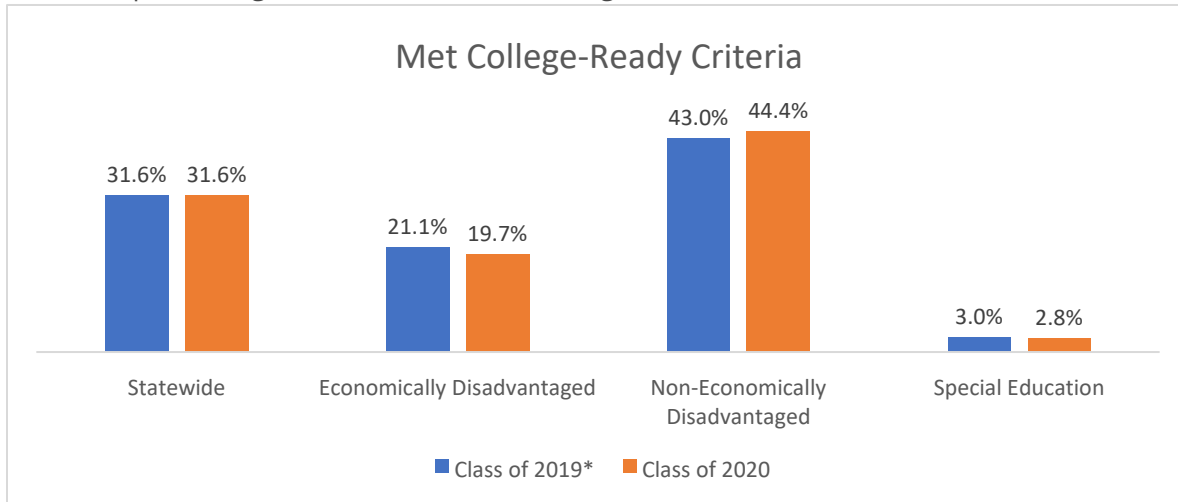
Statewide, 16.3% (57,919 students) of the Class of 2019 graduates exceeded the CCMR OB threshold and generated funding for the district in which they were enrolled, decreasing to 16.2% of graduates (58,389 students) for the Class of 2020. Across all student groups, a lower percentage of graduates generated funding in 2020 than did graduates from the Class of 2019.

For the Class of 2019, 11.7% (21,743 students) of economically disadvantaged graduates exceeded the CCMR OB threshold; 20.9% (35,295 students) of non-economically disadvantaged exceeded the CCMR OB threshold; and 3.2% (881 students) of graduates receiving special education exceeded the CCMR OB threshold. For the Class of 2020, 10.5% (19,499 students) of economically disadvantaged graduates exceeded the CCMR OB threshold; 22.1% (38,054 students) of non-economically disadvantaged exceeded the CCMR OB threshold; and 2.9% (836 students) of graduates receiving special education exceeded the CCMR OB threshold.



## Met College-Ready Criteria

Statewide, 31.6% of graduates (112,115 students) from the Class of 2019\* met the college-ready criteria, representing the same rate as 31.6% of graduates (113,433 students) for the Class of 2020.

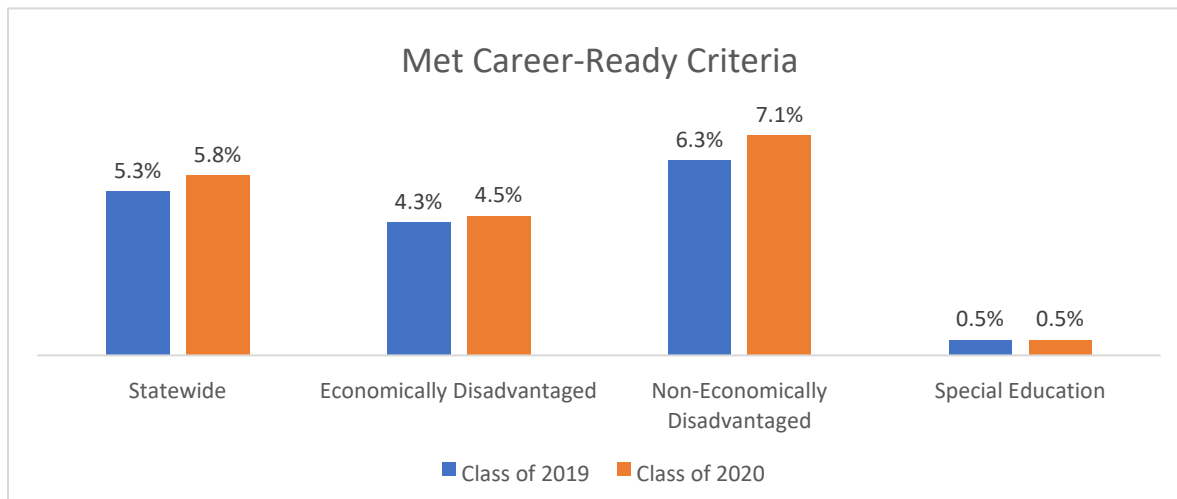


\*Class of 2019 college ready was defined as:

- Meets Texas Success Initiative (TSI) criteria, and
- Enrolls at a postsecondary institution immediately following high school; or earns an associate degree

## Met Career-Ready Criteria

Statewide, 5.3% of graduates (18,766 students) from the Class of 2019 met the career-ready criteria, increasing to 5.8% of graduates (20,740 students) for the Class of 2020. Across all student groups, a higher percentage of graduates met the career-ready criteria in 2020 than did graduates from the Class of 2019.



## Met CCMR OB Criteria

Statewide, 32.7% of graduates (116,048 students) from the Class of 2019 met at least one of the

CCMR OB criteria, with 31.6% of graduates (112,115 students) meeting the college-ready criteria, and 5.3% of graduates (18,766 students) meeting the career-ready criteria. Note that a student may be included in both the met college and met career counts, while the met one or more OB criteria category contains unduplicated counts.

Statewide, 32.6% of graduates (116,955 students) from the Class of 2020 met at least one of the CCMR OB criteria, with 31.6% of graduates (113,433 students) meeting the college-ready criteria, and 5.8% of graduates (20,740 students) meeting the career-ready criteria. Note that a student may be included in both the met college and met career counts, while the met one or more OB criteria category contains unduplicated counts.

### **Statewide Funding for CCMR OB**

Statewide, \$216,362,000 was paid to districts for CCMR OB in 2020-21 and \$213,329,000 in 2021-22, representing a decrease of \$3,033,000 in funding from the previous year.

Funding Amounts		
	School Year 2020-21	School Year 2021-22
Economically Disadvantaged	\$108,715,000	\$97,495,000
Non-Economically Disadvantaged	\$105,885,000	\$114,162,000
Special Education	\$1,762,000	\$1,672,000
Statewide	\$216,362,000	\$213,329,000