

TSDS Upgrade Project

Updated June 26, 2025

TEXAS STUDENT DATA SYSTEM



Simple Solution. Brighter Futures.

Gain insights into the TSDS Upgrade Project.

The Texas Student Data System (TSDS), a major initiative by the Texas Education Agency, is a statewide system that modernizes and improves the quality of data collection, management, and reporting in Texas education that in turn improves student learning.

1) Public Education Information Management System (PEIMS) Submissions

(inclusive of Student Information System data, Human Resource data, and Finance data)

- a) PEIMS Fall
- b) PEIMS Mid-Year
- c) PEIMS Summer
- d) PEIMS Extended Year

Core Collections

- 2. Charter School Waitlist
- 3. Child Find
- 4. Class Roster
- 5. Early Childhood Data System
- 6. Residential Facility Tracker
- 7. Special Education Language Acquisition
- 8. State Performance Plan Indicator 14

9) Unique ID/Enrollment Tracking

TSDS is being updated during the 2024-25 school year to improve data accuracy and student supports.



TSDS SUBMISSION DATES



	First Submission	Resubmission
Charter School Waitlist	October 25, 2024	N/A
PEIMS Fall	December 12, 2024 January 16, 2025	January 16, 2025 February 6, 2025
Early Childhood Data System (ECDS) - KG	January 30, 2025 February 13, 2025	N/A
PEIMS Mid-Year	January 23, 2025 February 13, 2025	February 13, 2025 February 27, 2025
SPPI-14	February 20, 2025	N/A
Class Roster	March 27, 2025 April 3, 2025	N/A
PEIMS Summer	June 20, 2025	July 17, 2025
ECDS – PK	June 26, 2025	N/A
Special Education Lang Acquisition (SELA)	June 26, 2025	N/A
Residential Facility Tracker	July 17, 2025	N/A
Child Find	July 31, 2025	N/A
PEIMS Extended Year	August 28, 2025	September 18, 2025

June 20th - Ensure your data is *Fatal Free*
July 17th - Deadline to ensure your data is accurate

STEPS FOR EACH LEA to SUMMER

1

Ensure TEAL access has been approved for TSDS Portal, DMC, PEIMS, and Core.



2

Ensure a Key & Secret has been created for each SIS, ERP, and ECDS vendor.



3

Coordinate with your vendors to send data to the TSDS IODS.



4

Coordinate with your vendors to resolve any Level 1 (API) errors.



5

Verify data is publishing as expected in the DMC.

6

Schedule and review Level 2 Business Validations.

7

Promote TSDS PEIMS and Core data through the TSDS applications.



8

Verify TSDS submissions with the available data validations and reports.



9

Run the TSDS PEIMS Reports & compare to your source system data.

10

PEIMS Coordinator Completes the PEIMS Summer Submission.



You can track your status on steps with a star on TEA's website.

At any step, if you have any difficulties, you can:

(a) Contact your ESC PEIMS coordinator, or

(b) Submit a [Help Desk ticket to TEA](#)

PEIMS SUMMER STATUS

AS OF: JUNE 24, 2025

Now Closed

For 1,211 LEAs

PEIMS SUMMER FIRST SUBMISSION

COMPLETE

1,211

AS OF: JUNE 26, 2025

For 739 LEAs Started Resubmission

PEIMS SUMMER RESUBMISSION

COMPLETE

28

TSDS COLLECTION STATUS

EARLY CHILDHOOD DATA SYSTEM - PK

For 1,100 LEAs (111 exempt)

COMPLETE

1,014

Due 6/26/2025

SPECIAL ED LANG ACQUIS (SELA)

For 520 LEAs (Not all submit)

COMPLETE

475

Due 6/26/2025

RESIDENTIAL FACILITY TRACKER

For 162 LEAs (Not all submit)

COMPLETE

74

Due 7/17/2025

CHILD FIND

For 1,180 LEAs (31 exempt)

COMPLETE

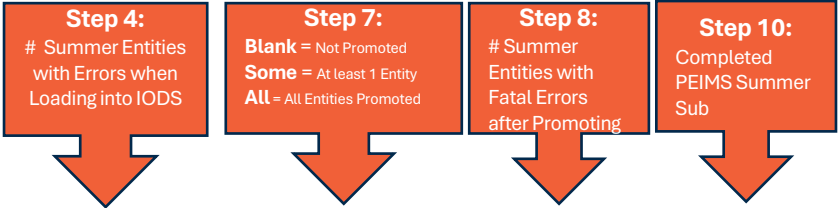
361

Due 7/31/2025

TRACKING TSDS UPGRADE STATUS FOR YOUR SCHOOL SYSTEM

TEA

Texas Education Agency



Organization Name	Region #	Org #	Organization SubType	TEAL DMC LEA	Key and Secret	IODS Loaded	PEIMS Fall # Record Types w L1 Errors (23 total) (Last 7 days)	PEIMS Summer Promotion	PEIMS Summer # Record Types w FataIs (Most Recent Promotion)	PEIMS Summer Complete	ECDS PK Complete	SELA Complete	RF Tracker Complete	Child Find Complete	PEIMS Extended Year Complete
A W BROWN LEADERSHIP ACADEMY	'10	057816	CHARTER	Y	Y	Y				N	N	N	N	N	N
A+ ACADEMY	'10	057829	CHARTER	Y	Y	Y		SOME	7	N	N	N	N	N	N
A+ UNLIMITED POTENTIAL	'04	101871	CHARTER	Y	Y	Y		SOME	4	N	N	N	N	N	N
ABBOTT ISD	'12	109901	INDEPENDENT	Y	Y	Y		SOME	1	N	N	N	N	N	N
ABERNATHY ISD	'17	095901	INDEPENDENT	Y	Y	Y		SOME		N	N	N	N	N	N
ABILENE ISD	'14	221901	INDEPENDENT	Y	Y	Y	9	SOME	9	N	N	N	N	N	N
ACADEMY FOR ACADEMIC EXCELLENCE	'10	057814	CHARTER	Y	Y	Y		SOME	5	N	N	N	N	N	N
ACADEMY ISD	'12	014901	INDEPENDENT	Y	Y	Y		SOME		N	N	N	N	N	N
ACADEMY OF ACCELERATED LEARNING INC	'04	101810	CHARTER	Y	Y	Y		SOME	2	N	N	N	N	N	N

VIEW/DOWNLOAD REPORT

STEP 9: PEIMS SUMMER REPORTS

Attendance	<ul style="list-style-type: none">▪ PDM3-130-001 Superintendent's Report of Student Attendance▪ PDM3-120-004 Disaggregation of PEIMS Summer Attendance Data▪ PDM3-130-008 Superintendent's Summary Report of Student Attendance
Course Completion	<ul style="list-style-type: none">▪ PDM3-133-001 Number of Students Completing Courses by Pass/Fail Indicator▪ PDM3-133-002 Students Completing Courses with Advanced/Dual Credit Enrollment▪ PDM3-120-008 Students with Dual Credit Courses And College Credit Hours
IBC & Endorsement	<ul style="list-style-type: none">▪ PDM3-120-010 Student Advanced Academic Roster by Grade▪ PDM3-120-019 Industry-Based Certification Roster
Discipline	<ul style="list-style-type: none">▪ PDM3-132-003 Student Disciplinary Action Summary▪ PDM3-132-001 Student Disciplinary Action Roster
Restraint	<ul style="list-style-type: none">▪ PDM3-125-003 Student Restraint Events by Grade▪ PDM3-125-001 Student Restraint Roster by Campus ID of Restraint Event
Truancy	<ul style="list-style-type: none">▪ PDM3-120-020 Student Truancy Roster
Title I	<ul style="list-style-type: none">▪ PDM3-134-002 Title I Part A Student Summary by Campus

STEP 9: PERCENT of CHANGE from PREVIOUS YEAR (ATTENDANCE)

Texas Education Agency
PDM3-231-002
vnn.n.n

TSDS PEIMS PERCENTAGE OF CHANGE FROM PREVIOUS YEAR
LEA-level Data
Campuses: All Campuses
2024-2025 Summer Collection, First Submission

Monday 5/9/2025 2:41PM
Page n of n

LEA: nnnnnn - LEA_Name1

Student Attendance

	2023-2024	2024-2025	Change	% Change
Total Refined ADA (Includes EE-12)	2,875.046	2,881.581 *	6.535	0.227
Career & Technical Education FTE	179.986		-179.99	-100.000
CTE Tier 1		115.141	115.141	100.000
CTE Tier 2 (incl. Flex)		72.342	72.342	100.000
CTE Tier 3		86.108	86.108	100.000
Total Special Education FTE	85.108	75.913	-9.195	-10.804
Speech Therapy FTE (00)	4.028	4.543	0.515	12.786
Homebound FTE (01)	0.150	0.288	0.138	92.000
Hospital Class FTE (02)	0.000	0.000	0	0.000
Resource Room FTE **	68.983	59.698	-9.285	-13.460
VAC FTE (08)	0.000	0.000	0	0.000
Off Home Campus FTE ***	0.867	2.410	1.543	177.970
State School FTE (30)	0.000	0.000	0	0.000
Residential Care/Treat FTE ****	0.000	0.000	0	0.000
Self-Contained Mild/Mod FTE *****	10.654	8.974	-1.68	-15.769
Full-Time Early Spec Ed (45)	0.426	0.000	-0.426	-100.000
SpecEd Main Refined ADA	102.021	99.945	-2.076	-2.035
BE - Bilingual/ESL Refined ADA	nnn,nnn.nnn	84.105	9.135	12.185
D1 - Bil Dual Lang Refined ADA	nnn,nnn.nnn	nnn,nnn.nnn	n.nnn	n.nnn
D2 (EB) - Bil Dual Lang Refined ADA	nnn,nnn.nnn	nnn,nnn.nnn	n.nnn	n.nnn
D2 (Non-EB) - Bil Dual Lang Refined ADA	nnn,nnn.nnn	nnn,nnn.nnn	n.nnn	n.nnn
Res Facility Refined ADA	nnn,nnn.nnn	nnn,nnn.nnn	n.nnn	n.nnn
Early Ed Eco Dis Refined ADA	nnn,nnn.nnn	nnn,nnn.nnn	n.nnn	n.nnn
Early Ed Lang Refined ADA	nnn,nnn.nnn	nnn,nnn.nnn	n.nnn	n.nnn
Early Ed Eco Dis & Lang Refined ADA	nnn,nnn.nnn	nnn,nnn.nnn	n.nnn	n.nnn
Pregnancy Related Services FTE	0.149	0.000	-0.149	-100.000
Gifted & Talented Enrollment #	214	214	0	0.000
Emergent Bilingual Counts #	92	96	4	4.348

* Value calculated using 6 six-weeks. (LEA has < 5% migratory students) OR (LEA has >= 5% migratory students and (LEA's 4 six-weeks avg) > (LEA's 6 six-weeks avg plus their migratory count)).

** Instructional Setting Code = 41, 42.

*** Instructional Setting Code = 91, 92, 93, 94, 95, 96, 97, 98.

**** Instructional Setting Code = 81, 82, 83, 84, 85, 86, 87, 88, 89.

***** Instructional Setting Code = 43, 44.

G&T and EB students are counted once per district.

NOTE: Detail may not add to totals due to rounding.

New report for verification
to compare critical PEIMS
data for this year vs last
year.

Released
May 16th

STEP 9: PERCENT of CHANGE from PREVIOUS YEAR (COLLEGE PREP and DUAL CREDIT)

Texas Education Agency

PDM3-231-002

vnn.n.n

TSDS PEIMS PERCENTAGE OF CHANGE FROM PREVIOUS YEAR

LEA-level Data

Campuses: All Campuses

2024-2025 Summer Collection, First Submission

Monday 5/9/2025 2:41PM

Page n of n

LEA: nnnnnn - DistrictName1

College Prep

Service ID	Course Description	Seq	Pass/Fail	Previous Year	Current Year	% Change	Compared to Prev Year
CP110100	College Preparatory Course English Language Arts	2	01	170	198	8%	Increase
CP111200	College Preparatory Course Mathematics	0	01	9	6	-33%	Decrease
CP111200	College Preparatory Course Mathematics	2	01	163	120	-26%	Decrease
CP111200	College Preparatory Course Mathematics	2	08	4	8	100%	Increase
				176	134	-24%	Decrease

New report for verification to compare critical PEIMS data for this year vs last year.

Texas Education Agency

PDM3-231-002

vnn.n.n

TSDS PEIMS PERCENTAGE OF CHANGE FROM PREVIOUS YEAR

LEA-level Data

Campuses: All Campuses

2024-2025 Summer Collection, First Submission

Monday 5/9/2025

Page 1 of 1

LEA: nnnnnn - DistrictName1

Dual Credit

Service ID	Course Description	Seq	Pass/Fail	Previous Year	Current Year	% Change	Compared to Prev Year
12701101	Career and Technical Education Project-Based Capstone (First Time Taken)	D1	01	6	8	33%	Increase
12701101	Career and Technical Education Project-Based Capstone (First Time Taken)	D2	08	6	9	50%	Increase
				12	17	42%	Increase
13009900	Professional Communications	D0	01	10	9	-10%	Decrease
13011200	Principles of Business, marketing and Finance	D0	01	11	4	-64%	Decrease
13016200	Money matters	D0	01	8	12	50%	Increase

STEP 10: PEIMS SUMMER COMPLETION NOTIFICATION

Email Notification Text

SUBJECT: Learning ISD; PEIMS Summer Submission Data: COMPLETE

ATTACHMENTS:

PDM3-231-002: Percentage of Change from Previous Year

BODY:

Dear **Dr. Superintendent**

The District PEIMS Coordinator has marked the Learning ISD 2024-2025 PEIMS Summer Submission as **"COMPLETE."**

The submission will now go to the Superintendent for approval and the ESC for acceptance. The submission is now locked and cannot be changed, unless the ESC rejects the collection.

The following report(s) have been automatically generated for your organization and attached to this email. **The Superintendent is required to review the attached report and verify its contents before approving the PEIMS Summer Submission as "COMPLETE":**

PDM3-231-002: Percentage of Change from Previous Year

This notification was sent to the following roles: Data Approver


Regards,

The TSDS PEIMS System

REMINDER: If you need TSDS PEIMS customer support, create an incident in the TMS system using the Support link in the PEIMS header.

New email verification
before final superintendent
signoff of data after step 10.

Home» Prepare/Finalize Submission » **SOA PDF Download**

 You are about to APPROVE the SUMR 2024-2025 First Submission for

You are required to review and verify the following report before approving this submission:

[PDM3-231-002 - Percentage of Change from Previous Year](#)

Public Education Information Management System (PEIMS)

STATEMENT OF APPROVAL OF PEIMS DATA COLLECTION AND VALIDATION ERRORS

for

The Texas Education Agency

Organization Name: <LEA Name>
Organization Number: <Org ID>
Education Service Center: <Region Name>

This is to affirm that the organization has submitted all required data, and that the undersigned has taken measures to verify the accuracy and the authenticity of the data being submitted for this LEA's PEIMS <YYYY-YYYY> <Submission Name> Collection, <First Submission / Resubmission>.

Further, this is to confirm that the data presented in the PEIMS summary reports, including the report below and all warning messages in the validation error listing, have been verified for accuracy.

- [PDM3-231-002 -Percentage of Change from Previous Year](#)

<User Name>
Superintendent, <LEA NAME>

NOTES AND INSTRUCTIONS: This form was electronically signed on <Month DD, YYYY at HH:MM AM/PM> CST. The approval of the PEIMS <YYYY-YYYY> <Submission Name> Collection, <First Submission / Resubmission> was based on a review of the summary reports and the final fatal-free validations.

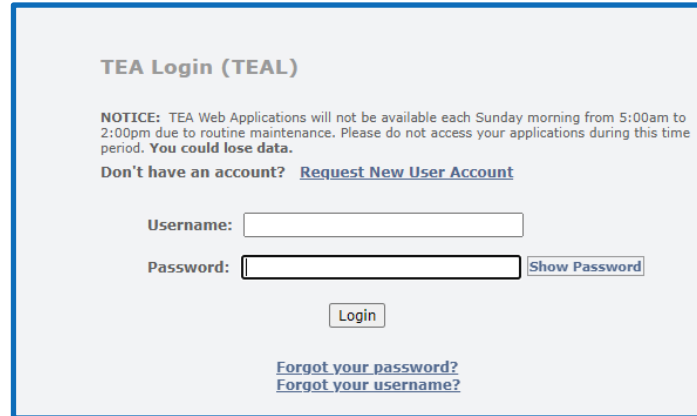
This form will be emailed to the LEA Superintendent, as well as the ESC and LEA PEIMS Coordinators, and should be retained. A copy of this form will also be stored on a secured TEA server and retained indefinitely.

New email verification
before final superintendent
signoff of data after step 10.

HOW TO SUBMIT AN ISSUE

1

Log into your TEAL account



TEAL Login (TEAL)

NOTICE: TEA Web Applications will not be available each Sunday morning from 5:00am to 2:00pm due to routine maintenance. Please do not access your applications during this time period. **You could lose data.**

Don't have an account? [Request New User Account](#)

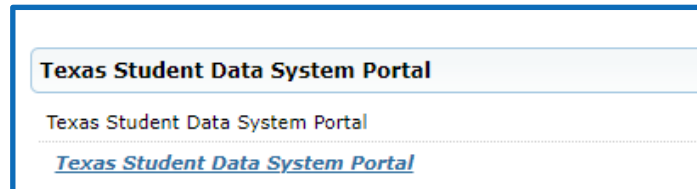
Username:

Password: [Show Password](#)

[Forgot your password?](#)
[Forgot your username?](#)

2

Access the TSDS Portal



Texas Student Data System Portal

Texas Student Data System Portal

[Texas Student Data System Portal](#)

3

Select the TIMS button



Home » Support

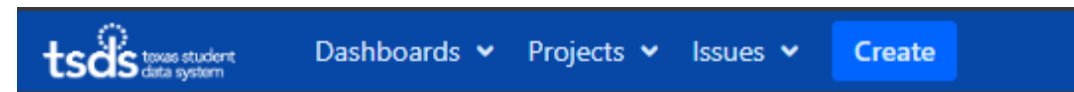
TSDS Support

Please log in to access the TSDS Incident Management System (TIMS).

[Log in to TIMS](#)

4

Select Create in Top Banner

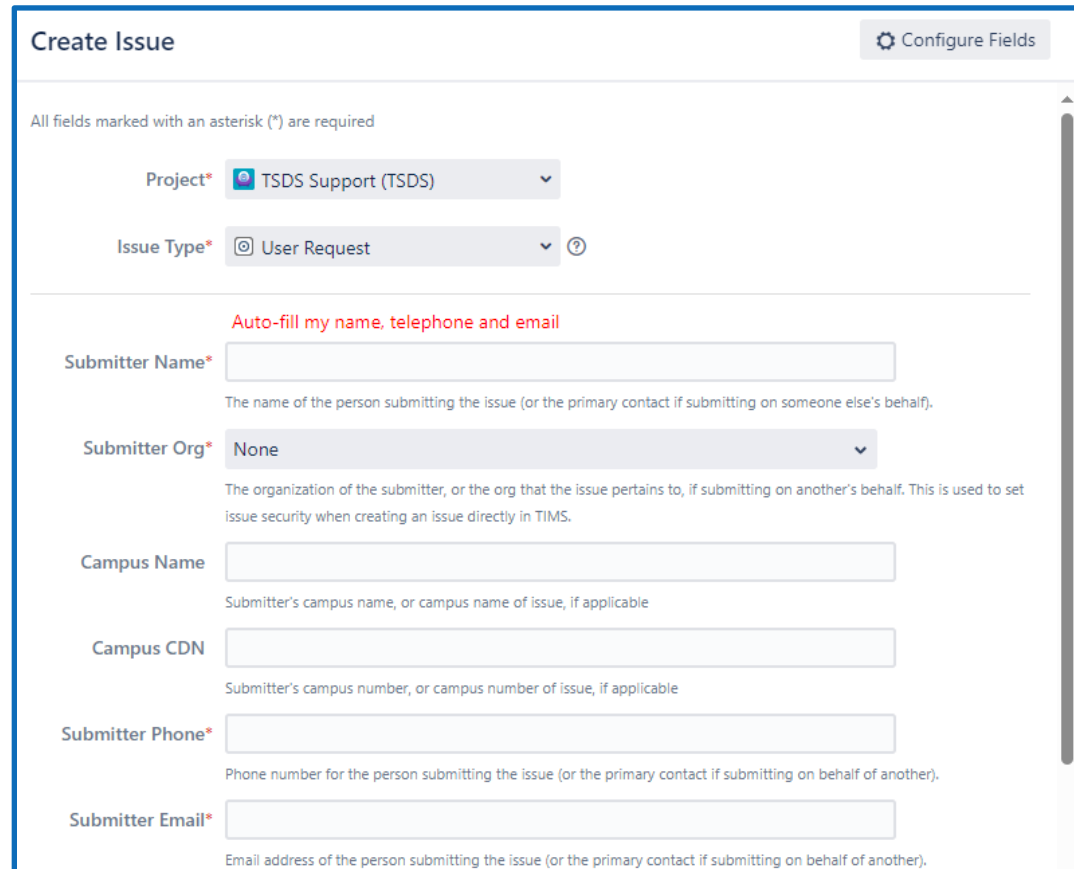


tsds texas student data system

Dashboards ▾ Projects ▾ Issues ▾ [Create](#)

5

Complete the Form and Submit



Create Issue [Configure Fields](#)

All fields marked with an asterisk (*) are required

Project* [TSDS Support \(TSDS\)](#)

Issue Type* [User Request](#) ⓘ

[Auto-fill my name, telephone and email](#)

Submitter Name*
The name of the person submitting the issue (or the primary contact if submitting on someone else's behalf).

Submitter Org* [None](#) ▾
The organization of the submitter, or the org that the issue pertains to, if submitting on another's behalf. This is used to set issue security when creating an issue directly in TIMS.

Campus Name
Submitter's campus name, or campus name of issue, if applicable

Campus CDN
Submitter's campus number, or campus number of issue, if applicable

Submitter Phone*
Phone number for the person submitting the issue (or the primary contact if submitting on behalf of another).

Submitter Email*
Email address of the person submitting the issue (or the primary contact if submitting on behalf of another).

APPENDIX

SIS EXAMPLES OF SUPT REPORT OF STUDENT ATTENDANCE

Date Run: 3/19/2025 5:44 PM		District Multi-track Summary Report - Student Attendance and Contact Hours by Cycle						Program ID: SAY0920	
Cnty-Dist: 555-905		For School Year 2024-2025							
Campus: All		TEXAS ISD							
Cycle: 1		Table I							
Reporting Period for Cycle 1		Dates Covered: 08/12/2024 - 09/19/2024							
A	Grade Level	EE	PK	KG	Grade 1	Grade 2	Grade 3	Grade 4	Grade 5
B	Tot Days Membership - All Students	117.00	10,421.00	18,474.50	19,889.50	19,452.00	21,040.00	21,751.50	21,708.00
C	Tot Days Absent - All Students	24.00	755.50	1,341.50	1,363.50	1,196.00	1,151.00	1,153.50	1,165.00
D	Tot Days Present - All Students (B - C)	93.00	9,665.50	17,133.00	18,526.00	18,256.00	19,889.00	20,598.00	20,543.00
E	Ineligible Days Present	0.00	13.50	0.00	27.00	0.00	0.00	0.00	0.00
F	Total Eligible Days Present (D - E)	93.00	9,652.00	17,133.00	18,499.00	18,256.00	19,889.00	20,598.00	20,543.00
G1	BE-Elig Days Bilingual/ESL	34.00	63.00	0.00	83.00	204.00	252.00	124.00	232.00
G2	D1-Elig Days Bil Dual Lang	0.00	1,086.50	309.00	0.00	0.00	0.00	0.00	0.00
G3	D2(EL)-Elig Days Bil Dual Lang	0.00	452.50	2,980.00	4,270.00	4,011.00	4,419.00	4,033.00	4,667.00
G4	D2(EP)-Elig Days Bil Dual Lang	0.00	0.00	0.00	0.00	0.00	26.00	0.00	0.00
H1	Early Ed Eco Dis Elig Days	0.00	0.00	12,575.00	12,167.00	11,733.00	12,733.00	0.00	0.00
H2	Early Ed Lang Elig Days	0.00	0.00	3,801.00	4,378.00	4,317.00	4,748.00	0.00	0.00
H3	Early Ed Eco Dis & Lang Elig Days	0.00	0.00	2,667.00	2,711.00	2,442.00	2,601.00	0.00	0.00
I	Eligible Days in Res Fac	0.00	0.00	0.00	0.00	0.00	24.00	0.00	27.00
J	Eligible Days Pg Related Services	0.00	0.00	0.00	0.00	0.00	0.00	0.00	0.00
K	Eligible Days Sp. Ed. Mainstream	0.00	165.00	128.00	147.00	323.00	605.00	647.50	549.00
U	Percent Attendance	79.49%	92.75%	92.74%	93.14%	93.85%	94.53%	94.70%	94.63%

1txatn06.p 88-4

TABLE I

03/25/25

Page:2

05.25.02.00.00

SUPERINTENDENT'S SIX WEEK REPORT OF STUDENT ATTENDANCE AND CONTACT HOURS

9:57 AM

FIRST SEMESTER 2024-2025

School District - All Entities

1st Sixweek Reporting Period

Instructional Track: ALL

Sixweek Summary

A. Days Taught: N/A - Tracks Combined

	EE	PK	KG	01	02	03	04	05
B. Days Membership	0.0	0.0	3900.0	1740.0	2640.0	2370.0	0.0	0.0
C. Total Days Absent	0.0	0.0	0.0	0.0	0.0	0.0	0.0	0.0
D. Total Days Present	0.0	0.0	3900.0	1740.0	2640.0	2370.0	0.0	0.0
E. Total Ineligible Days	0.0	0.0	0.0	0.0	0.0	0.0	0.0	0.0
F. Total Eligible Days	0.0	0.0	3900.0	1740.0	2640.0	2370.0	0.0	0.0
G. Elig Days Bilingual/ESL	0.0	0.0	0.0	90.0	90.0	150.0	0.0	0.0
G1. BE - Elig Days Bilingual/ESL	0.0	0.0	0.0	90.0	90.0	150.0	0.0	0.0
G2. D1 - Elig Days Bil Dual Lang	0.0	0.0	0.0	0.0	0.0	0.0	0.0	0.0
G3. D2 (EL) - Elig Days Bil Dual Lang	0.0	0.0	0.0	0.0	0.0	0.0	0.0	0.0
G4. D2 (EP) - Elig Days Bil Dual Lang	0.0	0.0	0.0	0.0	0.0	0.0	0.0	0.0
H1. Early Ed Eco Dis Elig Days	0.0	0.0	1830.0	1290.0	1710.0	1710.0	0.0	0.0
H2. Early Ed Lang Elig Days	0.0	0.0	0.0	90.0	90.0	150.0	0.0	0.0
H3. Early Ed Eco Dis & Lang Elig Days	0.0	0.0	0.0	90.0	60.0	90.0	0.0	0.0
I. Elig Days Res Fac	0.0	0.0	0.0	0.0	0.0	0.0	0.0	0.0
J. Elig Days Preg Rel Serv	0.0	0.0	0.0	0.0	0.0	0.0	0.0	0.0
K. Elig Days SpecEd Main	0.0	0.0	22.0	60.0	150.0	180.0	0.0	0.0
L. Biling/ESL Refined ADA (G/A)	0.0	0.0	0.0	3.0	3.0	5.0	0.0	0.0
L1. BE - Biling/ESL Ref. ADA (G1/A)	0.0	0.0	0.0	3.0	3.0	5.0	0.0	0.0
L2. D1 - Bil Dual Lang Ref. ADA (G2/A)	0.0	0.0	0.0	0.0	0.0	0.0	0.0	0.0
L3. D2(EL) - Bil Dual Lang Ref. ADA (G3/A)	0.0	0.0	0.0	0.0	0.0	0.0	0.0	0.0
L4. D2(EP) - Bil Dual Lang Ref. ADA (G4/A)	0.0	0.0	0.0	0.0	0.0	0.0	0.0	0.0
M. Res Fac Refined ADA (I/A)	0.0	0.0	0.0	0.0	0.0	0.0	0.0	0.0

2024-2025		Eagle Independent School District								3/25/2025	
999-999-000		Student Attendance District Summary								Page 1	
Period: 5		Track A		2/21/2025 - 4/8/2025				Maximum Days: 29		Minimum Days: 29	
Track A Summary											
Campus	Track	Days	Days	Days	Ineligible	Eligible	Eligible	Eligible	Eligible	Total Gifted /	
Grade	Membership	Absent	Present	Present	Days Present	Days Present	Days Bilingual /	Pregnancy -	Days Special Ed	Talented	ADA %
							ESL	Related	Mainstream	Students	
0		232.0	0.0	232.0	0.0	232.0	0.0	0.0	130.5	0	100.000%
A	EE			Eligible Days Bilingual/ESL Dual Language			(K-3) Eligible Days Early Education Allotment			Eligible Days Residential Facility	
				One-Way Program	Two-Way Program	Two-Way (Non LEP)	Educationally Disadvantaged	Bilingual/ESL	Educationally Disadvantaged and Bilingual/ESL		
				0.0000	0.0000	0.0000	0.0000	0.0000	0.0000	0.0000	
0		551.0	0.0	551.0	174.0	377.0	43.5	0.0	29.0	0	100.000%
A	PK			Eligible Days Bilingual/ESL Dual Language			(K-3) Eligible Days Early Education Allotment			Eligible Days Residential Facility	
				One-Way Program	Two-Way Program	Two-Way (Non LEP)	Educationally Disadvantaged	Bilingual/ESL	Educationally Disadvantaged and Bilingual/ESL		
				14.5000	0.0000	0.0000	0.0000	0.0000	0.0000	0.0000	
0		4292.0	0.0	4292.0	29.0	4263.0	710.5	0.0	232.0	4	100.000%
A	K			Eligible Days Bilingual/ESL Dual Language			(K-3) Eligible Days Early Education Allotment			Eligible Days Residential Facility	
				One-Way Program	Two-Way Program	Two-Way (Non LEP)	Educationally Disadvantaged	Bilingual/ESL	Educationally Disadvantaged and Bilingual/ESL		
				652.5000	0.0000	0.0000	1595.0000	710.5000	507.5000	0.0000	

Compare reports like this from your
SIS with TSDS report PDM3-130-001