




# PDSES Updates: January 2025



# Overview and Reminders



**The Parent-Directed Special Education Services (PDSSES) program** gives \$1,500 to parents of students served by special education that are enrolled in a Texas public school.



**Reminder:** The PDSSES program is the same as the SSES program that began in 2021, just with a new name to better reflect the importance of parents as decision makers in the educational process.

**To be eligible for a PDSSES grant, students must currently:**

- be enrolled in a Texas public school,
- receive special education services through an individualized education program (IEP), **and**
- not have received a PDSSES/SSES grant in the past.

**PDSSES is still a ONE TIME only grant.**

**[PDSSES.TEA.TEXAS.GOV](https://pdses.tea.texas.gov)**

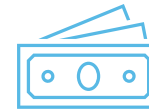


# Program Highlights



## 163,636

accounts awarded to date.  
Currently we are not on a waitlist.



## +\$240M

spent on educational goods  
and services.




## 98%

of parents say, “the goods and/or  
services purchased helped their child  
progress towards learning goals.”\*



## +600K

orders purchased.



## 96%

overall parent satisfaction.\*



## +2.5M

items purchased.

\*Based on 15,253 surveys completed at a 19% response rate (sent to 78,908 families – they receive after they’ve spent 2/3 of their funds)



# Requirements for LEAs:



**As a reminder, LEAs are required to comply with 19 TAC §102.1601(j) Requirements to provide information.** School districts and open-enrollment charter schools shall notify families of the program and, unless the school district or charter school has verified that a parent has already received or applied for a program grant, shall provide the following at the student's admission, review, and dismissal (ARD) committee meeting:

- (1) *instructions and resources on accessing the online accounts, including the application window established by TEA; and*
- (2) *information about the types of goods and services that are available through the program grant.*

TAA Link: [bit.ly/PDSESJanTAA](https://bit.ly/PDSESJanTAA)

As a reminder, LEAs are required to comply with 19 TAC §102.1601(j) Requirements to provide information. School districts and open-enrollment charter schools shall notify families of the program and, unless the school district or charter school has verified that a parent has already received or applied for a program grant, **shall provide the following at the student's admission, review, and dismissal (ARD) committee meeting:**

- (1) *instructions and resources on accessing the online accounts, including the application window established by TEA; and*
- (2) *information about the types of goods and services that are available through the program grant.*



- LEAs must provide the following items to parents during their student's **next or annual** ARD committee meeting.
- We also recommend informing parents of eligible students prior to the application window opening – this does not satisfy the ARD requirement.



# LEAs Eligible Students



- Each SPED director received their list of eligible students on October 25<sup>th</sup> – this is still the most updated list. This email came from TEA.
- LEA SPED directors can attend the LEA SPED Webinar on January 23, 2025, or watch the webinar after it is recorded.

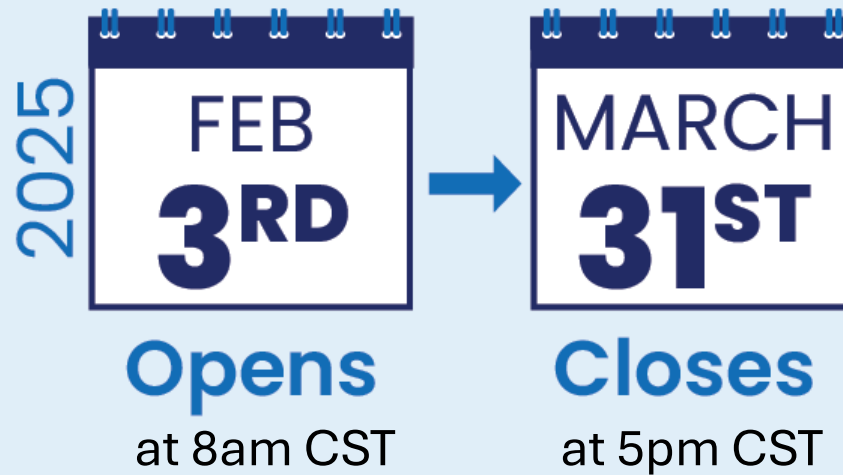




# 2024-2025 SY Application Window

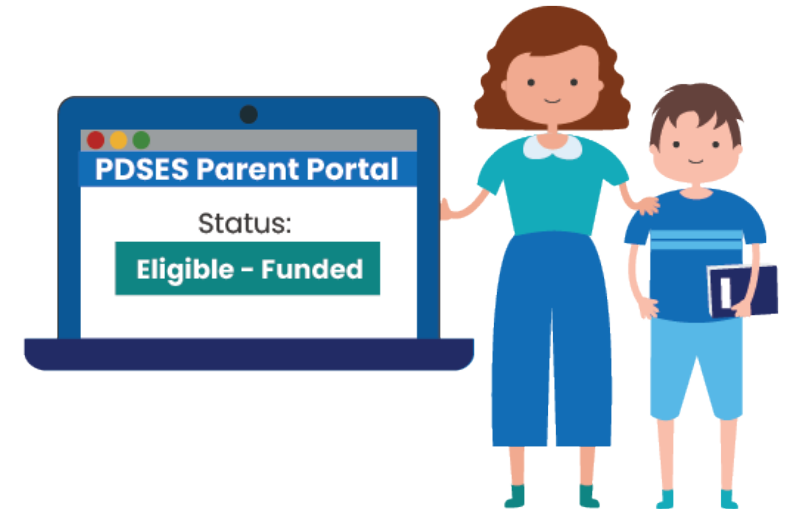


## The PDSSES Application Window for the 2024-2025 School Year is:



## We have a new application and PDSSES Parent Portal this year:

- To apply for a PDSSES grant and create a PDSSES Parent Portal, parents **MUST create a My SPEDTex Account to be able to login.**
- Parents can create an account by going to [SPEDTEX.ORG](https://SPEDTEX.ORG) and click on “Create Account/Sign in”.
- Once the PDSSES application opens on February 3, 2025, there will be a **”PDSSES Parent Portal” button** on the My SPEDTex Account home page after users have logged in.







# Resources for LEAs to communicate the PDSES program to parents to satisfy rule requirements.



**Program Overview: Parent-Directed Special Education Services (PDSES)**

PDSES provides a **\$1,500 one-time grant** to parents of students who are both enrolled in a Texas public school and receive special education services. Parents can use PDSES grant funds to purchase educational goods and services for their student on the online marketplace.

**Your student may be eligible for a \$1,500 grant!**

**The 2024-2025 School Year Application Window is:**

**2025 FEB 3rd** Opens **MARCH 31st** Closes

**Who's eligible for the grant?**

To be eligible for a PDSES grant, students must:

- be currently enrolled in a Texas public school (grades PK-12)
- receive special education services through an individualized education program (IEP), **and**
- have **NOT** received a Supplemental Special Education Services (SSES) or PDSES grant in the past – PDSES is a **one-time only grant**.

**How do we apply?**

- Create a My SPEDTex account on the [SPEDTex website](https://www.spedtex.org). You will need to create an account in order to apply when the application opens.
- Visit [PDSES.TEA.TEXAS.GOV](https://pdses.tea.texas.gov) and click on "Learn More."

**What can we purchase?**

With PDSES accounts, parents are able to purchase educational goods and services from the PDSES online marketplace.

**Educational goods such as:**

- Books
- Laptops
- Tablets
- School Supplies
- Sensory Items
- Therapeutic Items

**Services such as:**

- Tutoring
- Therapy
- Social Skills
- Camps

**More Information & Help:**

- Email: [PDSESHelp@Region10.org](mailto:PDSESHelp@Region10.org)
- Phone: 1-855-773-3839

[PDSES.TEA.TEXAS.GOV](https://pdses.tea.texas.gov)

PDSES One-Page Overview

**Parent-Directed Special Education Services (PDSES)**

Dear Parents and Guardians,

We are excited to tell you about the Parent-Directed Special Education Services (PDSES) \$1,500 grant, a program designed to help families in purchasing educational goods and services for their children. We have determined that your student/family will likely qualify for the [PDSES Program](#).

**PDSES provides \$1,500 grants per eligible student to purchase items such as tutoring, educational services, textbooks, curriculum, or technology devices.**

**Important information:**

- The 2024-2025 school year's application opens at 8am (CST) on February 3 and closes at 5pm (CST) on March 31, 2025.
- This is a **one-time only grant**. If you have previously applied for or received a PDSES grant or a Supplemental Special Education Services (SSES) grant, you cannot reapply for the same student.

**What can I do today?**

- Go to the [pdses.tea.texas.gov](https://pdses.tea.texas.gov) website today to sign up for email updates. The PDSES program will send reminders about the application window and additional details for applying.
- Create a [My SPEDTex Account](#). Once the application opens, you will use this account to apply.

**When the application opens:**

- Visit [pdses.tea.texas.gov](https://pdses.tea.texas.gov) and click on "Learn More" to begin the application process.

**If awarded a PDSES account:**

- Complete the account activation – log in and sign the PDSES Parental Agreement within 30 days of receiving your account email.
- Use the PDSES online marketplace to purchase education resources and/or services.
- Spend your grant funds before the deadline – you will receive this date in an email along with your account information.

Thank you.

**More Information & Help:**

- Email: [PDSESHelp@Region10.org](mailto:PDSESHelp@Region10.org)
- Phone: 1-855-773-3839

[PDSES.TEA.TEXAS.GOV](https://pdses.tea.texas.gov)

Customizable Letter for Parents

**Parent-Directed Special Education Services (PDSES) Application Process for Parents**

**What can I do before the application window opens?**

- Go to [PDSES.TEA.TEXAS.GOV](https://pdses.tea.texas.gov) and sign up to receive email updates about the PDSES program – including how and when to apply.
- Create a My SPEDTex account on the [SPEDTex website](https://www.spedtex.org). You will need to create an account in order to apply. Click on "Create Account/Sign in" to create an account.
- Check to make sure your child is eligible – visit the [PDSES Eligibility Page](#).

**Application window OPENS at 8:00AM CST:**

**What do I do when the application window opens?**

- You can start the application process by clicking on the "Apply Now" button on [PDSES.TEA.TEXAS.GOV](https://pdses.tea.texas.gov) or go directly to the [SPEDTex website](https://www.spedtex.org) and log in to your My SPEDTex account by clicking on "Create Account/Sign in".
- Once logged in to your My SPEDTex account click on the "PDSES Parent Portal" button. Note: your My SPEDTex account will also be your PDSES login.
- Follow the steps online to submit your application(s).
- Visit the [PDSES Parent Portal FAQs](#) for additional help.

**If your student recently enrolled in a Texas public school or had an initial admission, review, and dismissal (ARD) meeting after October 1<sup>st</sup> of the current school year, please be prepared to upload eligibility documentation when you apply.**

**Application window CLOSES at 5:00PM CST:**

**What can I expect after the application window closes?**

- Applications will be processed in the order they were received.
- Parents will receive status updates by email and can also check their status on the PDSES Parent Portal.
- If you uploaded eligibility documentation during the application process, your status might change to "In Review" – the PDSES team will review and make a determination.
- Parents of eligible students will receive an "Eligible Student" email with information about how to access their PDSES account and next steps.
- If students are found not eligible, parents can appeal until the last Friday in October of the year they applied, or reapply the following school year.

**More Information & Help:**

- Email: [PDSESHelp@Region10.org](mailto:PDSESHelp@Region10.org)
- Phone: 1-855-773-3839

[PDSES.TEA.TEXAS.GOV](https://pdses.tea.texas.gov)

PDSES Application Process

Resources can be found at: [bit.ly/PDSESOutreach](https://bit.ly/PDSESOutreach)



**Thank you!**