

Regional and District Level Report

A Report to the
80th Texas Legislature from the Texas Education Agency

Submitted to the Governor, Lieutenant Governor,
Speaker of the House, and Members of the Eightieth Texas Legislature

This Texas Education Agency publication is not copyrighted.
Any or all sections may be duplicated.

December 1, 2006

The Honorable Rick Perry, Governor of Texas
The Honorable David Dewhurst, Lieutenant Governor of Texas
The Honorable Tom Craddick, Speaker of the House
Members of the 80th Texas Legislature

I am pleased to provide to the 80th Texas Legislature the Regional and District Level Report which was prepared in response to Section 39.183 of the Texas Education Code. This report contains a summary of exceptions to the maximum class-size requirements, a summary of the exemptions and waivers granted to school districts under Section 7.056 and Section 39.112, a summary of services offered by regional education service centers, an evaluation of accelerated instruction programs offered under Section 28.006, including an assessment of the quality of such programs, and the number of classes at each campus that are taught by individuals who are not certified in the content areas of their respective classes. This report is now transmitted to you as required by state law.

Respectfully submitted,

Shirley Neeley, Ed.D.

Contents

Introduction.....

Maximum Class Size Exceptions.....

Waivers and Exemptions.....

Regional Education Service Centers.....

Accelerated Instruction Programs

Content Area Certification

Introduction

The following report is prepared by the Texas Education Agency in response to Section 39.183 of the Texas Education Code. This report contains the five sections identified below.

Section I.

Class Size Limitations—a summary of school district compliance with the class size limitations prescribed by Section 25.112, including the number of districts granted an exception from these limitations.

Section II.

Waivers and Exemptions—a summary of the exemptions and waivers granted to school districts under Section 7.056 or Section 39.112 and a review of the effectiveness of the campus or district following deregulation.

Section III.

Regional Education Service Center Services—a summary of the services offered by regional education service centers with an evaluation of the effectiveness of those services.

Section IV.

Evaluation of accelerated instruction programs offered under Section 28.006, including an assessment of the quality of such programs.

Section V.

The number of classes at each campus that are taught by individuals who are not certified in the content areas of their respective classes.

This report provides summary information with analysis, as specified in statute. The detailed information upon which the summary reports were prepared is available from the Texas Education Agency upon request.

Agency Contact Persons

For information on regional education service centers, Philip M. Cochran, Director for Education Services and Waivers, (512) 463-9371.

For information on class size limitations and general state waivers, Philip M. Cochran, Director for Education Services and Waivers, (512) 463-9371.

For information on Ed-Flex waivers, Cory Green, Director for NCLB Program Coordination, (512) 463-9374.

For information on Accelerated Reading Instruction, Sharon Jackson, Deputy Associate Commissioner, Standards and Alignment, (512) 463-9483.

For information on Teacher Certification, Ray Glynn, Acting Associate Commissioner, Educator Quality and Standards, (512) 936-8400.

Other Sources of Information

For a list of general state waivers granted by the commissioner of education, see the waiver report on the website for the Texas Education Agency at www.tea.state.tx.us/waivers/granted.html. For additional information on class size waivers, general state waivers, and federal Ed-Flex waivers, see the agency's home page at www.tea.state.tx.us. For information relating to regional education service centers and links to each ESC's website, see the agency's home page at www.tea.state.tx.us.

**SECTION I:
CLASS SIZE LIMITATIONS**

A statutory limitation applicable to the size of classes in certain elementary grades was adopted in H.B. 72 by the Texas Legislature in 1984. In a phase-in approach written into the law, the limit of 22 students to one (22:1) teacher applied in the 1985-1986 school year through the 1987-1988 school year to kindergarten through grade 2 only. The law extended this limitation to kindergarten through grade 4 beginning with the 1988-1989 school year. Today, it is generally recognized that smaller class size in elementary grades positively affects student achievement. Smaller class size may have contributed to the educational gains in Texas public schools.

Most school districts in Texas comply with the class size limitations. Because of the continuing growth of the state's student population and its mobility, temporary exceptions from the application of the limitation are still needed by some districts, usually for only a few of their classes. (NOTE: Although statute employs the term "exception," the public is more familiar with the term "waiver." Therefore, "waiver" is used in this report.)

The commissioner of education may grant class size waivers only in cases of undue hardship. Waivers are granted under the following criteria: (1) a district is unable to employ qualified teachers; (2) a district is unable to provide educational facilities; or (3) a district which has budgeted for a class size ratio of 22:1 (TEC 25.112) in kindergarten through grade 4 but has a campus (or campuses) with enrollment increases or shifts that result in exceeding this limit by only one or two students in only one section at any grade level on any campus. By law, a class size waiver may be granted for only one semester at a time. The following table shows the number of class size waivers granted for districts as well as the number of campuses and sections covered each semester from 1993-1994 to 2005-2006.

**Class Size Waivers - Granted by the Texas Education Agency
Districts, Campuses, and Sections
1993-94 through 2005-2006**

School Year	1993-94		1994-95		1995-96		1996-97		1997-98		1998-99		1999-00	
	Fal l	Sprin g	Fal l	Sprin g	Fal l	Sprin g	Fal l	Sprin g	Fal l	Sprin g	Fal l	Sprin g	Fal l	Sprin g
Districts	92	93	88	101	86	81	133	168	148	149	147	149	141	127
Campuses	*	*	591	621	447	466	430	461	577	696	702	742	511	507
SECTION S														
K	*	*	370	381	482	456	508	440	527	702	648	650	475	443
1	*	*	379	394	508	498	576	490	559	698	694	681	514	468
2	*	*	341	344	404	439	433	421	468	588	645	672	502	467
3	*	*	370	436	426	433	381	390	457	552	702	664	515	456
4	*	*	484	510	513	566	566	503	447	618	646	645	499	484

School Year	2000-2001		2001-2002		2002-2003		2003-2004		2004-2005		2005-2006	
	Fall	Spring	Fall	Spring	Fall	Spring	Fall	Spring	Fall	Spring	Fall	Spring
Districts	101	100	101	93	95	98	118	84	119	115	129	114
Campuses	512	522	502	495	425	486	465	441	483	505	281	456
SECTIONS												
K	*487	427	494	459	435	400	349	301	369	414	184	389
1	530	492	574	439	363	315	383	287	313	281	139	364
2	501	476	471	431	248	261	296	271	270	309	112	268
3	536	530	554	460	307	334	289	248	236	271	105	266
4	624	701	633	492	370	443	376	325	294	315	126	289

*Data unavailable

Texas Education Code, Section 39.112, Excellence Exemptions, authorizes the commissioner of education to exempt an exemplary school campus from elementary class size limits under certain conditions. The district must submit to the commissioner a written plan showing steps that the campus will take to ensure that the exemption from the class size limits will not be harmful to the academic achievement of the students enrolled in the campus.

CLASS SIZE WAIVERS

PERFORMANCE RATINGS	2004-2005 School Year		2005-2006 School Year	
	Number	Percentage	Number	Percentage
ELEMENTARY CAMPUS RATINGS STATEWIDE				
Exemplary	270	6.8%	492	12.2%
Recognized	1,446	36.4%	2,060	51.2%
Academically Acceptable	2,164	54.5%	1,399	34.8%
Academically Unacceptable**	92	2.3%	70	1.7%
CAMPUSES NOT COVERED BY CLASS SIZE WAIVERS				
Exemplary	269	06.8%	488	12.5%
Recognized	1,441	36.6%	2,042	52.3%
Academically Acceptable	2,149	54.5%	1,313	33.6%
Academically Unacceptable**	83	2.1%	63	1.6%
CAMPUSES COVERED BY CLASS SIZE WAIVERS				
Exemplary	59	9.0%	35	5.9%
Recognized	247	37.5%	197	33.2%
Academically Acceptable	345	52.4%	357	60.1%
Academically Unacceptable**	7	1.1%	5	0.8%

The campus performance rating is a consideration for the approval of Class Size waivers.

**All campuses covered by the waiver are expected to have an accountability rating that is at least acceptable if the waiver request is due to shortages of facilities and/or teachers. Unanticipated enrollment growth may only be cited as the reason for the waiver request if no more than one section per grade level at a campus has more than 22 students.

Note Charter Schools are excluded from totals for the campuses not covered by class size waivers and campuses covered by class size waivers.

**Percentages Represent Campuses Rated
“Exemplary” or “Recognized”**

School Year	2004-2005	2005-2006
Campuses Not Covered by Class Size Waivers	43.4%	64.8%
Campuses Covered by Class Size Waivers	46.5%	39.1%

The percentage of campuses covered by class size waivers and receiving either “exemplary” or “recognized” ratings increased to 39.1 percent for the 2005-2006 school year from 46.5 percent for the 2004-2005 school year. This increase represents a 7.4 percent improvement in those ratings for campuses covered by class size waivers as compared to a 21.4 percent decrease in ratings for campuses not covered by class size waivers.

SECTION II: WAIVERS AND EXEMPTIONS

The 72nd Texas Legislature (1991) granted the commissioner of education the authority to approve or deny all requests for waivers of state law and State Board of Education rules. The purpose of waivers is to set aside a requirement or prohibition imposed by law or rule that inhibits student achievement. A waiver request may apply to one or more campuses in the district, or to the district as a whole. Every waiver request requires the approval of the local board of trustees and must be developed with the involvement of the district or campus Site-Based Decision-Making Committee, as appropriate.

The 74th Texas Legislature (1995) continued this waiver authority and broadened it with the rewriting of the Texas Education Code (TEC). The new code provided in TEC, Section 39.112, Excellence Exemptions, that districts or campuses rated as “exemplary” under the state’s accountability system are automatically exempt from many provisions of law.

According to TEC, Section 7.056, a waiver may not be granted if it relates to any of the following:

- * essential knowledge or skills;
- * minimum graduation requirements;
- * public school accountability;
- * restrictions on extracurricular activities;
- * health and safety;
- * purchasing;
- * elementary school class size limits, except as otherwise provided by law;
- * removal of a disruptive student from the classroom;
- * at-risk programs;
- * pre-kindergarten programs;
- * educator rights and benefits;
- * special education programs;
- * bilingual education programs;
- * conduct that constitutes a criminal offense; and
- * requirements imposed by federal law or rule.

Waiver initiatives enable local authorities to develop innovative means for assisting all students to demonstrate exemplary performance in reading, and in the foundation subjects of English language arts, mathematics, science, and social studies.

State Waivers

While the revision of the Texas Education Code in 1995 greatly enhanced local authority, school districts and campuses continue to seek waivers from state laws and rules they believe impede efforts to improve student performance. During the 2005-2006 school year, the commissioner of education granted 2,591 general waivers from state laws.

State Waivers Approved, 2005-06			
Type of Waiver		Number Issued	Percent of Total
Expedited			
Staff Development		645	24.9
Staff Development for:			
Reading/Language Arts; Mathematics; and Science		226	8.7
Staff Development for Conference Attendance		26	1.0
Modified Schedule - Texas Assessment of Knowledge and Skills		318	12.3
Early Release Days		312	12.0
General			
Course Requirements – Curriculum		0	0
Course Requirements – Career and Technology		7	0.3
Certification		15	0.6
Disciplinary Alternative Education Campus		1	0.0
Education Home Instruction		0	0
First Day of Instruction for Students		840	32.4
Alternative Education Program Attendance		14	.5
Student Identification/Gifted and Talented		0	0
Foreign Exchange Students		32	1.2
Pregnancy-Related Services – Break-In-Service		4	.2
Pregnancy-Related Services-Compensatory Education Home Instruction		19	0.7
Site-Based Decision Making Committee		0	0
Textbooks		103	4.0
Other Miscellaneous Waivers		29	1.1
Total Waivers Approved		2,591	100.0

Note: Waivers approved from 06/1/2005 through 05/31/2006.

The type of waiver most frequently requested allows a district or campus to modify its calendar to make additional time available for staff development. For the 2005-2006 school year, the commissioner of education approved waivers granting a maximum of three days for general staff development. These waivers for general staff development accounted for 24.9 percent, or 645 of the general state waivers approved in the 2005-2006 school year. To encourage staff development related to reading/language arts, mathematics, science, and social studies, the commissioner approved an additional two days for waivers. One additional day of staff development was approved for districts requesting to participate in eligible conferences. A total of 897 districts requested one or all of these additional days for staff development.

Section III: Regional Education Service Centers

The 2005-2006 year represented the 40th anniversary of the regional education service centers. Since their creation in 1965, Texas' twenty regional education service centers (ESCs, regions, centers) have played an integral role in the provision of necessary and essential services to school districts and charter schools in the implementation of school reform and school improvement. In that effort the ESCs have carried out the mandates of the Texas Legislature and the Commissioners of Education to assist school districts of all sizes in their efforts to improve the performance of Texas school children. These efforts have proved themselves critical in the positive improvement of Texas school districts and school children over the past twenty years. In that cause, the centers have focused their collective and individual expertise and resources on providing Texas' educators with professional development and technical assistance as well as administrative and financial support, which have assisted in their success. In recent years, the ESCs have taken the lead in preparing Texas teachers in core subject areas to meet the ever increasing demands of the Texas Assessment of Knowledge and Skills (TAKS). Additionally, the ESCs have been focused on assisting the Texas Education Agency in promoting the financial health and viability of Texas school districts during rapidly changing and more complicated financial times.

Purpose

The Texas Legislature has clearly defined the purpose of the education service centers (TEC 8.003):

1. assist school districts in improving student performance in each region of the system;
2. enable school districts to operate more efficiently and economically; and
3. implement initiatives assigned by the legislature or the commissioner of education.

In that effort, the commissioner, in consultation with the executive directors of the regional education service center, establishes performance goals as they relate to school districts, including charter schools, and their students.

Background

Regional education service centers provide training, technical assistance, administrative support, and an array of other services as determined by the legislature, the commissioner of education, and the needs of local school districts and charter schools. Most often associated with assistance to small and medium-sized school districts, the ESCs have a long history of providing assistance to all districts, including metropolitan and large suburban districts. Repeated over the past several years, the annual evaluation of client satisfaction indicates that superintendents, principals, and teachers in large suburban and metropolitan school districts rate the work of the ESCs as high as small and medium-sized school district personnel.

All of these services are reviewed annually by the commissioner of education in a multi-phased review of the education service centers and the quality and effectiveness of their services as reflected in an analysis of both student achievement and client satisfaction measures.¹

At the direction of the 78th Texas Legislature, the regional education service centers as well as the Texas Education Agency and the State Board for Educator Certification (SBECE) came under

¹ Staffing, services, and TAKS information is taken from various reports submitted to the Texas Education Agency. Student performance data are from the Academic Excellence Indicator System for 2005-2006. Financial information is taken from the 2006 ESC Annual Data Collection and the Annual Financial Report for the period ending August 31, 2005. The centers' Annual Financial Reports for fiscal year 2006 will be available in January 2007 and in February 2007 as part of the PEIMS data collection.

sunset review. Additionally, the Legislature passed Senate Bill 929 requiring an extensive audit of the ESCs. Under the direction and supervision of the Legislative Budget Board (LBB), MGT of America, Inc. undertook that audit. That audit, the LBB recommendations, and the recommendations of the Texas Sunset Commission will direct the future of the service centers. Additionally, the 78th and 79th Legislatures reduced state funding to the ESCs by approximately 40 percent and 5 percent respectively and restricted the commissioner's transfer authority to the ESCs through Rider 14.

Education Service Center Location and Governance

The map of the regional education service centers (Attachment I) shows the location of each of the 20 centers. ESCs are assigned responsibility for providing core services to each school district, campus, and charter school within their respective regional boundaries. Districts, however, may elect to receive services from any service center in the state. The State Board of Education defined the regions in 1967, as geographic areas of counties and the encompassed school districts. Since 1995, the commissioner of education has had final authority over all aspects of ESC location, governance, and accountability issues.

Each center is governed by an eight-member board of directors. Seven of those directors have voting power and are elected by the boards of trustees of school districts within the region. The eighth member is appointed by the commissioner of education to represent charter schools within the region and is a non-voting member. Each ESC's board of directors, with the approval of the commissioner of education, selects an executive director who serves as the chief executive officer of that center. The center's board establishes policies that govern the operation of the center. In addition to its board of directors, each center has several key advisory committees composed of stakeholders in the various service areas, including teachers, campus and central administrators, and superintendents and directors of charter schools. These committees provide input to the executive director regarding programs and services.

Education Service Center Staffing

It is the responsibility of the each center's executive director, operating under the policies of the center, to employ necessary personnel to carry out the functions of the center. An analysis of center personnel data reveals the following information in regard to gender, ethnicity, and funding patterns (excluding contract and/or temporary employees). As of August 31, 2006, the centers employed a total of 3,059 full and part-time employees. In addition, Head Start employs 1,599 employees, both professional and support, at the following centers: Regions 7, 9, 10, 14, 16, 19 and 20. Of these 4,658 employees, 91 percent are assigned to either direct or support services to schools and school personnel. The remaining 9 percent represent the centers' administrative, operations, and management functions.

Gender and Ethnicity of ESC Employees

Male	21.58%
Female	78.42%
White	57.32%
Hispanic	36.01%
African American	05.86%
Asian American	00.58%
Native American	00.24%

Source: FY 2006 ESC Annual Data Collection

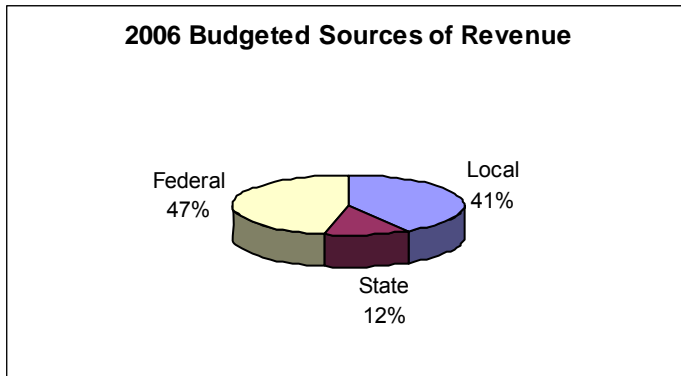
Revenues

2005-2006 Budgeted Revenues. The regional education service centers have access to a combination of financial resources (state, federal, and local) to provide services within each region. For school year 2005-2006, federal revenues are the largest element of ESC revenues representing nearly 47 percent of total projected revenues for 2005-2006. The steady increase in local revenues over previous years clearly demonstrates the partnership between the centers and the client schools they serve. The following chart and graph gives a picture of anticipated and budgeted revenues for 2005-2006.

ESC Revenues

State Revenues	11.94%
Federal Revenues	46.75%
Local Revenues	41.31%

Source: FY 2006 ESC Annual Data Collection



Source: FY 2006 ESC Annual Data Collection

Distribution of these funds ranged from slightly over \$7.9 million in Region V (Beaumont) to over \$63 million in Region X (Richardson). The three regions (Regions IV, X, and XI) with the largest number of students (comprising 48.14 percent of the total students served in the state) received 28.86 percent of the total revenue. Likewise, the three smallest regions (Region IX, XIV, and XV) that comprise 3.26 percent of the total number of students served in the state received 7.89 percent of the total revenue.

The lack of an exact relationship between the number of students in a region and its funding results from (1) the uniqueness of the various funding formulas, (2) the fact that not all funding is formula driven, and (3) that some funding results from unique contracts for specialized services. A strict per-student analysis of funding would obscure the uniqueness in regional programs, the methods for financing those programs, and the ability of the ESCs to contract with districts, charter schools, and other entities to finance the full operation of the center.

A review of the primary sources of center revenue reveals that eleven centers receive the greatest portion of the revenue from federal sources and nine receive the greatest portion from fees paid by local districts. In the case of all 20 ESCs, state revenues represent the smallest source of revenue.

State Revenues. State revenues represent funds flowing from the TEA and other state agencies to the centers through several different means. Those revenues can be classified into three distinct categories: core services and center operations; legislative initiatives; and commissioner initiatives. In 2005-2006, funds for core services (\$21.375 million from Rider 62)

are appropriated by the legislature to support the legislative mandate outlined in Chapter 8 of the Texas Education Code. Other legislative initiatives (\$23.2 million approved through Rider 15) include such appropriations as those for the Texas High School Initiative, State Visually Impaired program, Advanced Academic Programs, LEP Student Success Initiative, and purchasing assistance to districts using Integrated Physics and Chemistry Materials. Finally, ESCs receive another \$26.6 million in state funds from other state agencies such as the Texas Department of Agriculture, the Texas Department of Health, and the Texas Teacher Retirement System (employee health insurance payments).

For 2005-2006, the state revenues totaled \$54.1 million or 11.94 percent of the total projects 2005-2006 ESC revenues.

Federal Revenues. Federal revenues represent federal (discretionary and formula) categorical funds, which flow through the agency to the centers either through a competitive or non-competitive grant process. Although classified as discretionary funds, federal revenues such as Individuals with Disabilities Education Act (IDEA) and Elementary and Secondary Education Act (ESEA) funds are distributed on a formula basis.

Federal revenues also include direct federal grants (e.g., Head Start) and categorical funding that flows from other state agencies (e.g., Early Childhood Intervention). In addition to federal education funds, services centers have been increasingly called upon by entities such as the Texas Workforce Commission to manage funds for its regional workforce boards and related projects.

For 2005-2006, the projected amount of budgeted federal revenues is approximately \$211.9 million (46.75 percent of total revenue).

In addition to federal program, technical assistance, and professional development funds, the ESCs also administer the statewide operation of certain federal competitive and non-competitive programs. Among those programs comprising that designation, are: McKinney-Vento Education for Homeless Children and Youth; Learn and Serve America; and HIV Education.

Local Revenues. The education service centers have no taxing authority. Participation by school districts in service center programs is strictly voluntary. As a result, service centers must customize and market their services to school districts, charter schools, and private schools as well as outside individuals and entities to generate additional or local revenue. In large measure, local revenues are generated in three ways: (1) fee-for-service (2) fees generated from sources (e.g., sale of products, etc.), and (3) revenues from other local sources including the internal service fund and from other public and private entities.

For 2005-2006, the projected amount of budgeted local revenue is \$187.2million (41.31 percent of total revenue).

Expenditures²

The education service centers budget, expend, and account for funds within the accounting system delineated in Texas Education Agency's Financial Accountability System Resource Guide. The agency's accounting system utilizes multilevel accounting including accounting by fund, function, and expenditure code. Because the education service centers are organized to accomplish a service mission that is different from school districts, the costs associated with various functions vary from that of school districts. In the area of shared services arrangements, the service centers frequently serve as fiscal agents for a large number of

² Financial data is taken for the 2006 Annual Data Collection.

school districts in order to increase the districts' buying power. For example, all service centers operate and/or subscribe to various types of purchasing cooperatives. These purchasing cooperatives guarantee member districts greater purchasing power through the economy of scale.

Cost of Services

The cost of providing similar levels of services in the different regions also varies by regional economic factors. Certain demographic variables, though not restricted to any one center, determine the cost levels of these similar services. Among the factors influencing these costs are:

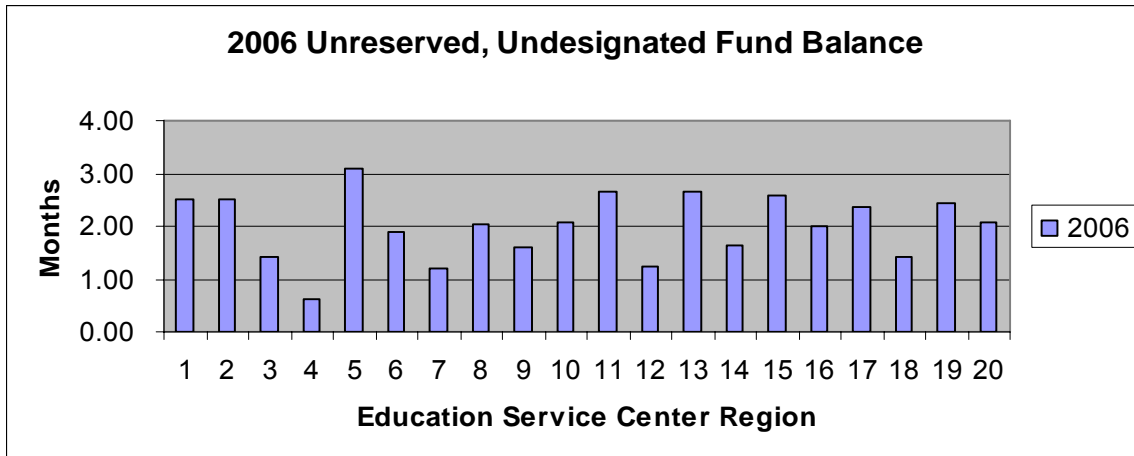
1. geographic size of the region;
2. average daily attendance (ADA) of the region;
3. scarcity and density of districts and campuses within the region;
4. number of districts and campuses served;
5. regional economic conditions; and
6. student population characteristics.

Fund Balance

Balances in the general fund represent accumulated revenues that have exceeded expenditures. Unreserved, undesignated fund balance amounts for each year are calculated from center independent audit reports for the respective year by subtracting approved obligations and reserves from ending fund balances. Fund balances of 20 percent of the prior year's expenditures in the general fund represent approximately 2.5 months of operating expenses. Centers with greater than 2.5 months reserve are subject to reduction in core services and center operations funding.³

Beginning in 1998-1999, the Texas Education Agency and the education service centers began a reconsideration of the method used to calculate fund balances. At that time, the approved method of determining the unreserved, undesignated fund balance in the general fund was to subtract all obligations and reserves from total expenditures in **all** funds and compare the result to the balance in the general fund. If those general fund balances were less than 20 percent of the total expenditures for a given year, then the ESC was found to be in compliance. That method of calculation has been modified to compare only expenditures less obligations and reserves in the general fund, **not all funds**. The result has been an across the board reduction in the undesignated, unreserved fund balance at each of the regional education service centers.

³ Unlike school districts, ESCs have no local taxing authority. In order to provide for a physical plant, plant operation, maintenance, renovation, self-insurance, and the like, ESCs must maintain fund balances.



Source: 2006 ESC Annual Data Collection

Services

Services provided by the education service centers to school districts, charter schools, administrators, teachers, and other entities are of six major types: core services identified in statute; decentralized agency functions; administrative support for schools; instructional support for schools; direct student instruction; and other locally determined services. The chief purposes of these services are to assist in the improvement of student performance, to assist schools to operate more efficiently and effectively, and to carryout the initiatives of the Texas Legislature and the commissioner of education.

Distance Learning. Distance learning is a fast growing service provided by the ESCs in light of the ever increasing costs and requirements of education. More often school districts of all sizes are seeking to control the costs of adding courses. The use of live, interactive distance-learning technology permits districts to offer classes to districts which may not have been offered due to lack of teachers. Classes such as foreign languages, advanced science, and advanced mathematics become accessible to students who would normally not have the opportunity to access those classes. The use of distance learning will become more prevalent as a result of the 79th Legislature's adoption of the four by four curriculum required for graduation.

In school year 2005-2006 nearly 8,000 Texas school students accessed distance learning classes to meet their needs in dual enrollment classes. Another 2,800 students accessed distance learning classes to meet the needs of the required high school curriculum. Nearly 1,500 electronic field trips were taken allowing 890 campuses to participate. Finally, in 2005-2006 more than 20,000 Texas educators accessed professional development and nearly 900 Texas educators received certification coursework through distance learning means resulting in a significant savings of time and funds.

School Finance Specialists. In the area of school finance, the 77th Legislature (2001) through HB 2879 directed the commissioner to provide assistance to the regional education service centers in order to provide financial management or planning assistance to school districts and open-enrollment charter schools. As a result of economies put in place following the adoption of the 2003 General Appropriations Act, the Agency terminated funding for School Finance Specialists. Some ESCs, however, retained the position because of its importance to school districts within their regions.

Alternative Certification Programs. The regional education service centers also serve Texas public schools as a major source of certified teachers. ESC operated alternative teacher and administrator certification programs have assisted school districts in addressing the widely

discussed teacher-shortage issue. During the 2002-2003 and 2003-2004 school years, the 14 service centers, which operate alternative certification programs (ACPs), issued 16,945 certifications to teachers and principals for successful candidates passing either the ExCET or TEXES. Of that number, 16,466 were teacher certificates and 479 were principal certificates.

ESC Alternative Certification Programs			
School Year	Number of Teacher Certifications	Number of Principal Certifications	Total
2004-2005	3,557	140	3,697
2005-2006	3,204	138	3,342

Source: TEA, Educator Quality and Standards, 2006

The following list of services provided by the ESCs is not exhaustive, but demonstrates the breadth of services provided by the ESCs to districts, campuses, and charter schools in school year 2005-2006.⁴

Core Services (Section 8.051 and 8.121):

- Training and technical assistance in teaching reading, mathematics, writing, English language arts, social studies, and science.
- Training and technical assistance to programs of special education, compensatory education, bilingual education, and gifted and talented education.
- Assistance specifically designed for a school district rated academically unacceptable or a campus whose performance is considered unacceptable.
- Training and assistance to teachers, administrators, members of district boards of trustees, and members of site-based decision-making committees.
- Assistance specifically designed for a school district that is considered out of compliance with state or federal special education requirements, based on the agency's most recent compliance review of the district's special education programs.
- Assistance in complying with state laws and rules.

Special Education Programs:

State Leadership Functions:	
Multicultural & Diverse Learners	Region 1
Low-Incidence Disabilities	Region 3
Behavior & Discipline Management	Region 4
Assistive Technology	Region 4
Parent Coordination	Region 9
High School Programs & Transition	Region 11
Technical Assistance and Training Functions For Visually Impaired Program	Region 11
Evaluation of Students with Disabilities	Region 12
Least Restrictive Environment and Inclusion	Region 20

Statewide Special Projects:	
Texas Autism Conference	Region 2
Comprehensive System of Personnel Development Leadership Council	Region 6
Texas Effectiveness Study	Region 11

⁴ As of September 1, 2006, Texas has 1,226 school districts. Of that number, 192 are operating charters.

Legal Framework for the Child-Centered Process	Region 18
--	-----------

Other Special Education Functions:	
Child Find	All Regions
Non-Educational Community-Based Support Services	All Regions
Speech-Language Pathologist Training	19 Regions
Visually Impaired Preparation Program	16 Students
Regional Offices – Services for the Deaf	Regions 4, 10, 11, 20
Local Liaison to Community Resource Coordination Groups	All Regions

Regional Technical Assistance:	
IDEA-B Formula Programs	All Regions
IDEA-B Preschool Programs	All Regions
Visually Impaired Programs	All Regions

General Education/Special Populations Programs:

State Leadership Functions:	
Advanced Placement/International Baccalaureate	Region 14
Dyslexia Statewide Leadership	Region 10
Human Immuno-Virus (HIV) Education State Leadership	Region 10
Learn and Serve America Basic Program	Region 14
Learn and Serve America CHES Program	Region 14
McKinney-Vento Education of Homeless Children and Youth	Region 10
Statewide Technical Assistance Center for e-Rate	Region 12
Statewide Technical Assistance Center for Technology Planning and STAR Chart	Region 12
Statewide Center for 21 st Century Centered Grant Program	Region 12
Statewide Procurement Center for IPC Materials	Region 12
Professional Development and Appraisal System and Instructional Leadership Development	Regions 11, 13
Texas High Schools That Work	Region 5
Non-Traditional Deaf Education Certification Program	Region 17
Title II Part D Enhancing Education Through Technology	Region 10
Texas Math Diagnostic System Training	Region 10
Texas Pathfinders	Region 13
Title I, Migrant New Generation System	Region 1
Title I, Migrant ID&R Needs Assessment	Region 2
Title IV, Safe and Drug Free Schools Curriculum	Region 4
Title IV, Safe and Drug Free Schools	Region 6
Troops to Teachers/Texas Military Initiative	Region 13

Regional Technical Assistance:	
Career and Technology Education	19 Regions
Child Nutrition Program	All Regions
Title I, School Support	All Regions
Title I, Migrant Programs	All Regions
Title III English Language Acquisition Programs	All Regions
Title IV, Safe and Drug Free Schools	All Regions
Title V, Education Programs	18 Regions

Administrative Support for Schools:⁵

Administrator Training	All Regions
Business Office Support	16 Regions
Cooperative Purchasing	All Regions
Field Service Agents	18 Regions
General Administrative Support	All Regions
Mainframe Data Processing Services	10 Regions
Microcomputer Data Processing Services	19 Regions
Performance-Base Monitoring Technical Assistance	All Regions
Personnel Services	15 Regions
School Board Member Training	All Regions
School Bus Driver Training	All Regions
School Finance Specialists	17 Regions
School Nurse and Librarian Cooperatives	13 Regions

Instructional Support for Schools:⁶

Fiscal Agent for Federal Programs Shared Services Arrangements:	
Career & Technology Consortia	286 Districts
Title I, Migrant Education	371 Districts
Title II, Mathematics & Science	300 Districts
Title III, English Language Acquisition	716 Districts
Title IV, Safe and Drug Free Schools	564 Districts
Title V Education Programs	226 Districts

Professional Development Areas:	
Advanced Academic Services	All Regions
Bilingual Education/ESL	All Regions
Curriculum Development	All Regions
Instructional Technology	All Regions
Media Services	All Regions
Special Education	All Regions
TAKS Preparation/Remediation	All Regions
Technology Services	All Regions

⁵ This list is not intended to be exhaustive of the administrative support services provided by service centers. It is intended to capture the range of services provided and the extent of districts served.

⁶ This list is not intended to be exhaustive of the instructional support services provided by service centers. It is intended to capture the range of services provided and the extent of districts served.

Direct Student Instruction:

Adult Education Programs	18,368 Students
Distance Learning	20,574 Students
Early Childhood Intervention (ECI)	2,403 Clients
Head Start	10,276 Students
Instruction for Visually Impaired	647 Students
Juvenile Justice Alternative Education Programs	26 Districts
Orientation/Mobility Instruction	335 Students
Regional Day School for the Deaf	Regions 13 and 15
Driver Education	1,754 Students

Charter Schools. The education service centers also provide a full range of services to all 194 operating charter schools in the state. Services, which are available to school districts and campuses, including professional development, instructional and instructionally-related services, and financial and administrative support, are also available to the charter schools. As with school districts, charter schools may choose the education service center(s) from which they receive services.

The State Board of Education issues charters. The following table provides a region-by-region comparison of the change in the number of charter schools that were approved in school year 2002-2003 and school year 2003-2004.

Texas Charter Schools		
ESC Region	Number of Schools 2004-2005	Number of Schools 2005-2006
1	9	6
2	6	7
3	1	1
4	46	50
5	5	4
6	3	3
7	6	5
8	0	0
9	1	1
10	33	35
11	14	16
12	8	8
13	17	19
14	1	1
15	1	0
16	1	1
17	4	3
18	4	3
19	4	5
20	26	28
Total	191	196

Source: TEA, Division of Charter Schools, 2006

In addition to school districts and charter schools, service centers provide services to private schools in each region.

Accountability

The current accountability system for service centers includes the following (TEC 8.103):

An annual evaluation of each service center's executive director and of the whole service center.

An annual independent audit of the fiscal affairs of each center by a Certified Public Accountant is conducted. An audit report is issued to the board of directors of the respective centers and a copy is submitted to the Texas Education Agency for review.

An annual review of the center's performance on the indicators adopted under TEC 8.101 including:

- student performance in districts served;
- district effectiveness and efficiency in the districts served resulting from technical assistance and program support;
- direct services provided or regionally shared services arranged by the service which produce more economical and efficient school operations;
- direct services provided or regionally shared services arranged by the service center which provided for assistance in core services; and
- grants received for implementation of state initiatives and the results achieved by the service center under the terms of the grant contract.

A review of client satisfaction with ESC core services, state initiatives, and any other services provided in excess of those core services and state initiatives

Any other factor determined by the commissioner of education.

At the direction of the 78th Texas Legislature, the regional education service centers as well as the Texas Education Agency and the State Board for Educator Certification (SBEC) came under sunset review. Additionally, the Legislature passed Senate Bill 929 requiring an extensive audit of the ESCs. Under the direction and supervision of the Legislative Budget Board (LBB), MGT of America, Inc. undertook that audit. That audit, the LBB recommendations, and the recommendations of the Texas Sunset Commission will direct the future of the service centers. As a result of the MGT Audit and the findings of the LBB, the Sunset Commission recommended the continuation of the ESCs. The 79th Texas Legislature reauthorized the service centers and did not call for their future review by the Sunset Commission.

For school year 2005, the commissioner contracted with The Organizational Excellence Group of The University of Texas at Austin's School of Social Work. The Organizational Excellence Group developed an on-line survey, which was modified and approved by the commissioner of education, and sent to each school district and charter school in the state. The 2005 evaluation of the ESCs occurred over the period of September 10, 2005 to November 1, 2005. The results of the survey indicated that of 870 school districts and 60 charter schools responded to the survey.

The survey provides an opportunity for school districts and charter schools to indicate their evaluation of the education service center's services. Fourteen different services were rated on a five (5) point scale – five (5) being the highest rating and one (1) being the lowest. Additionally, demographic information was collected on the participants including length of time of service for both superintendents and charter school directors. The following graphic from the Organizational Excellence Group's report to the commissioner provides an overview of these areas and the ratings that districts and charter schools gave to the centers collectively:

Item Score Summary

Item Text	Score	Std. Dev.
Reading and Language Arts	4.55	0.635
Mathematics	4.45	0.700
Social Studies	4.43	0.678
Science	4.35	0.756
Special Education	4.51	0.681
At-Risk and Compensatory Education	4.47	0.663
Bilingual and ESL Education	4.43	0.709
Advanced Academics Education (e.g., gifted and talented and AP)	4.34	0.724
Migrant Education	4.39	0.715
Services to help the district/charter school operate more efficiently and economically (e.g. shared services, cooperatives, curriculum support, business services, teacher recruitment, etc.)	4.53	0.715
Services and support for PEIMS	4.63	0.616
Services to assist the district/charter school in complying with federal and state regulations and guidelines (e.g. NCLB, AYP, PBM, Child Nutrition)	4.57	0.681
Services and assistance to help improve student performance	4.43	0.688
School board training services	4.47	0.740

Source: TEA Client Satisfaction Survey, Organizational Excellence Group, U.T. Austin

As stated in the survey results, “any item with an average (mean) score above the neutral point of ‘3.0’ suggests that the respondents perceive the issue more positively than negatively. Scores of ‘4.0’ or higher indicate a substantial strength for the organization. Conversely, scores below ‘3.0’ are viewed more negatively and should be a significant source of concern.”

Effectiveness of Services

One of the most important reviews of education service center effectiveness relates directly to student performance. The following services are provided: student achievement and client satisfaction appraisal.

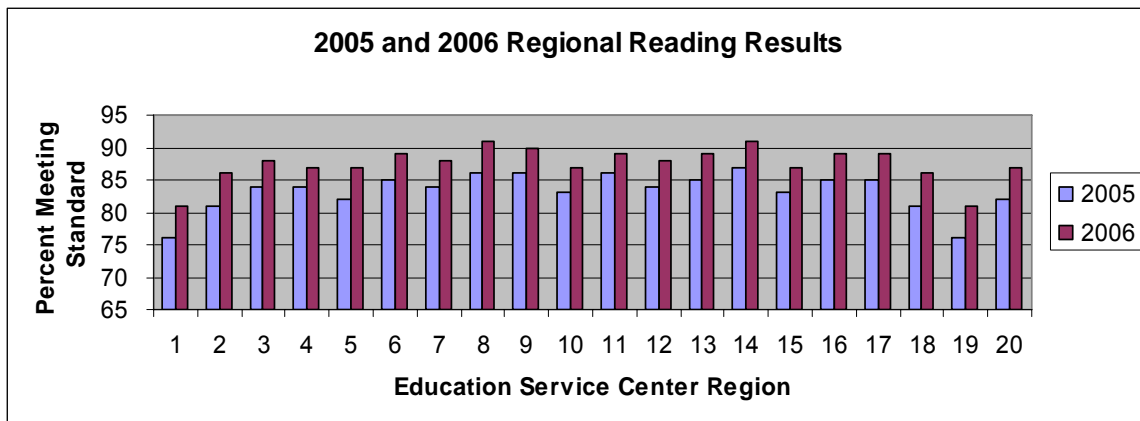
Student Achievement. The Texas Education Agency’s accountability system considers three basic measures of student performance: the percent of students meeting the standard on various academic areas tested by the Texas Assessment of Knowledge and Skills (TAKS), the student dropout rate, and the student completion rate. These same measures are also applied to the regional education service centers.

Additionally, it is important to understand that the regions echo the diversity of school-district student population. The following table provides a limited view of that regional diversity.⁷

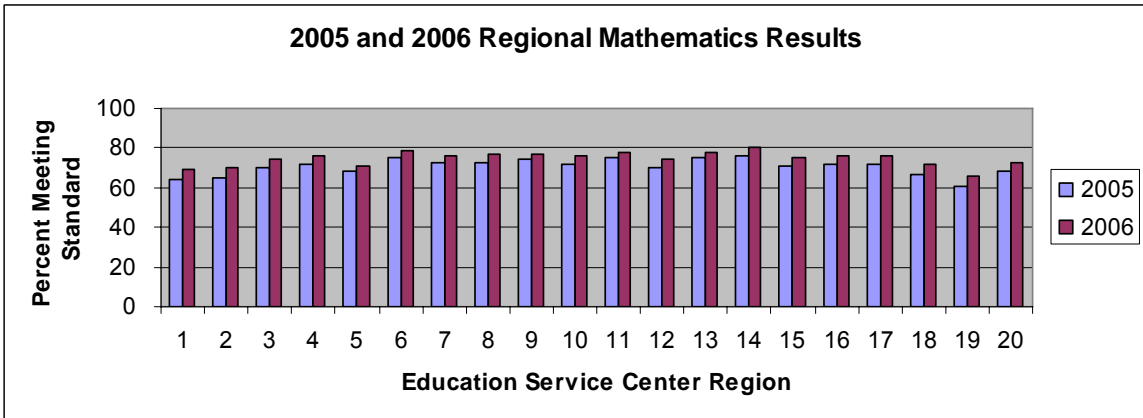
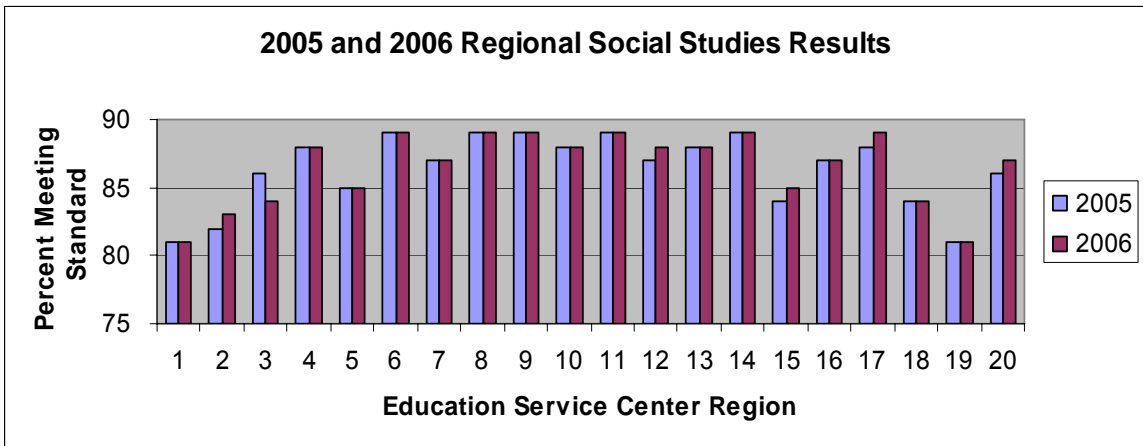
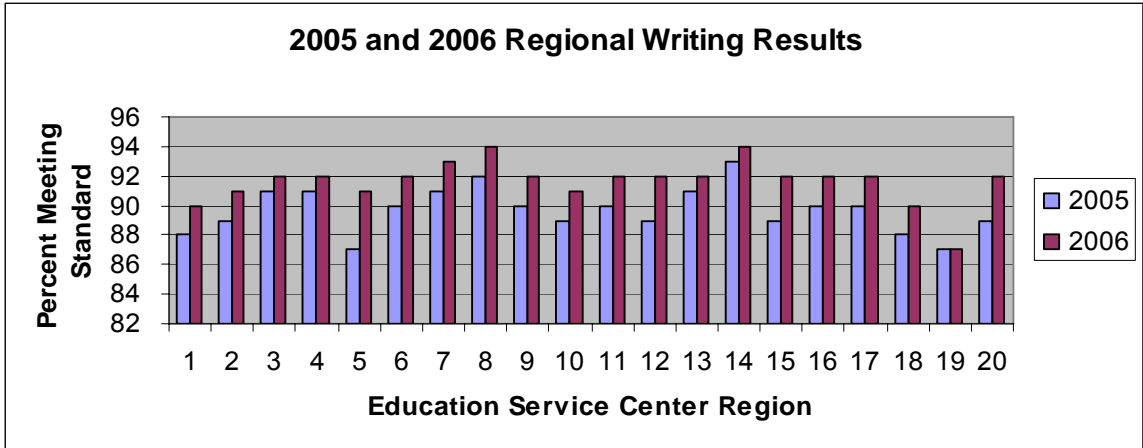
ESC Region	Regional ADA	Number Campuses	Percent African American	Percent Hispanic	Percent White	Percent Other	Percent Economically Disadvantaged
1	363,270	497	0.22	96.63	2.65	0.50	85.41
2	106,784	235	3.72	69.34	25.48	1.45	61.98
3	53,885	160	11.09	46.31	41.22	1.36	57.23
4	1,004,202	1250	22.45	41.84	29.91	5.79	54.46
5	80,854	172	31.16	10.16	55.91	2.76	53.18
6	154,408	285	13.74	22.59	61.62	2.05	46.25
7	163,964	417	20.75	18.74	59.47	1.03	53.68
8	56,998	156	23.03	13.34	62.25	1.37	55.69
9	39,864	128	9.45	18.74	69.45	2.36	49.17
10	683,721	1022	21.09	36.48	37.21	5.22	50.50
11	486,892	773	14.40	27.41	53.54	4.65	40.51
12	143,713	364	23.16	24.32	50.43	2.34	51.57
13	319,517	524	9.96	39.01	47.44	3.59	43.52
14	44,682	153	7.12	29.39	62.23	1.26	54.03
15	48,873	192	3.47	51.46	44.30	0.76	58.57
16	78,990	218	5.76	39.25	53.19	1.79	54.12
17	78,487	240	8.38	50.80	39.56	1.26	57.89
18	74,664	176	5.67	57.14	36.03	1.15	55.43
19	172,052	228	2.80	88.26	7.88	1.07	76.11
20	365,223	623	7.61	66.37	24.20	1.83	62.97
State Totals	4,521,043	7,813	14.73	45.28	36.52	3.47	55.45

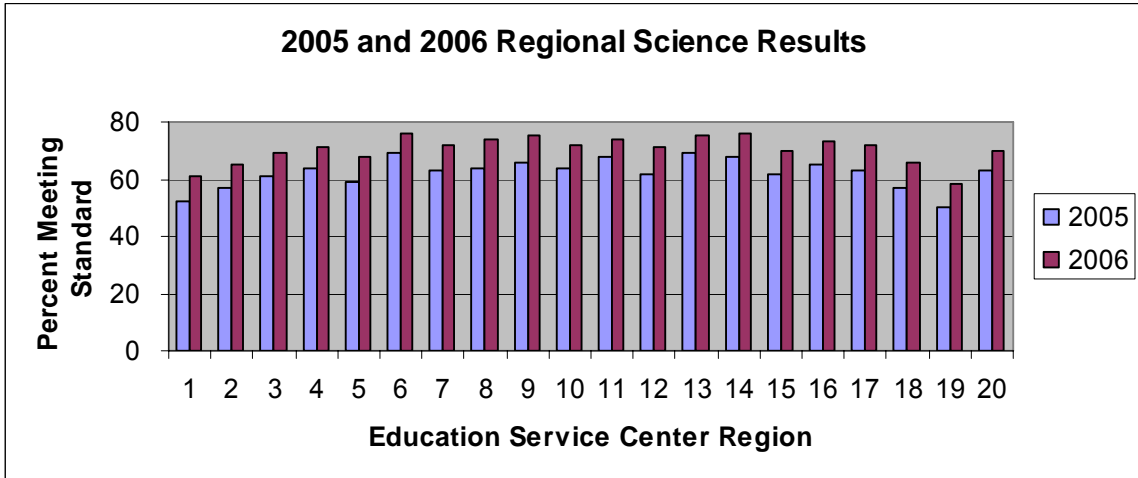
Source: 2006 Accountability Data Tables

The following charts display on a regional basis the latest TAKS data from the 2005 and 2006 Accountability Data Tables.



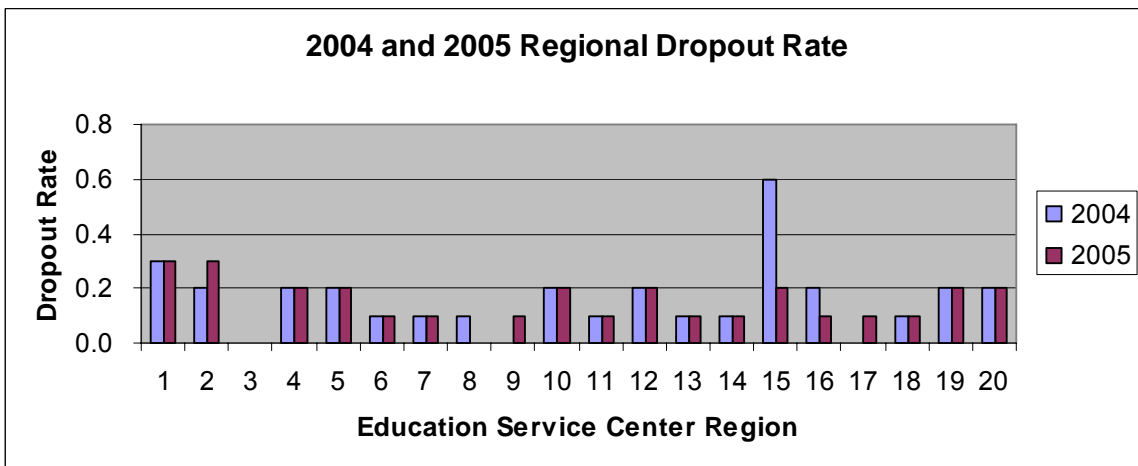
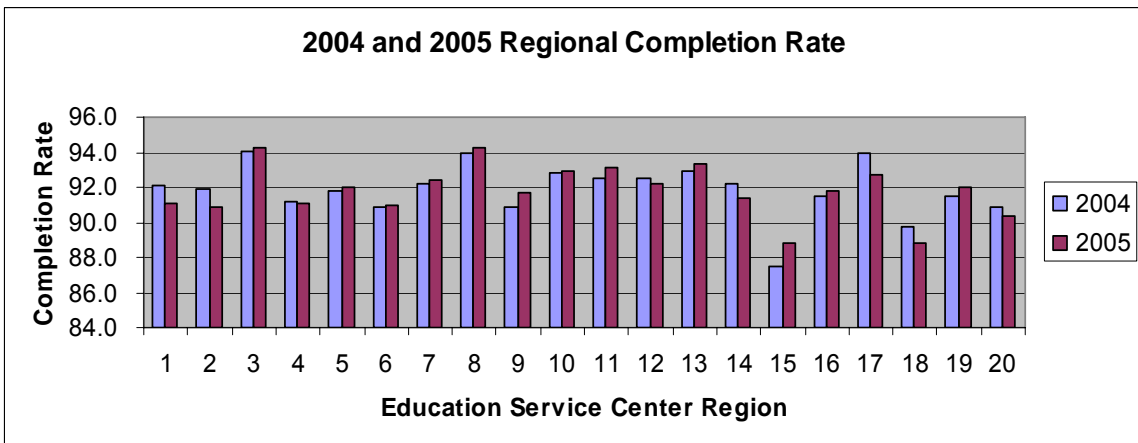
⁷ ADA Data for this chart is 2005-2006 ADA. Other data are taken from 2006 Accountability Data Tables.





Source: 2006 Accountability Data Tables

The following data taken from the 2006 Accountability Data Tables provides information on the regional completion and dropout rates for school years 2004 and 2005.



Source: 2006 Accountability Data Tables

Education Service Centers: Positioned to Assist

In fiscal years 2005 and 2006, the Regional Education Service Centers undertook the further development, refinement, and implementation of a comprehensive strategic plan. The plan lays out the strengths and challenges that service centers will meet in the future. What is common is the fact that the 20 ESCs are in a unique position to assist students, teachers, administrators, and boards of trustees in school districts and charter schools of all sizes in meeting their potential in the new environment that challenges public education.

Service centers are the state's primary providers of program technical assistance and teacher and administrator training for both certification and professional development purposes. Further, ESCs are in the ideal position to assist school districts and the Texas Education Agency in realizing significant financial savings. Through the consolidation of business office, maintenance, human resource, legal, and other administrative functions, school districts and charter schools could save substantial sums which could then be used to support classroom activities. Currently, the economic and efficient operation of purchasing cooperatives, cooperative program planning, technical assistance, educator training, and administrative and instructional technology strategies, and many other administrative functions add substantial value to the public education system.

Finally, it should be noted that the system of education service centers have adopted an additional and unified method of accounting for client services through the Balanced Scorecard. All ESCs have completed or are working for International Organization for Standardization (ISO) 9001 certification.

SECTION IV ACCELERATED READING INSTRUCTION (ARI) PROGRAM FUNDING

Beginning with the 1999 kindergarten student body, districts and charter schools were required to phase in and implement reading intervention programs for students who are determined, on the basis of early reading instrument results (grades K-2) and other diagnostic and assessment tools (grades 3-7), to be at risk for reading difficulties, including dyslexia. Each subsequent year one grade level has been added to those served through this program. In 2005-2006, ARI provided funding to serve students in grades K – 6.

The funding formula for Accelerated Reading Instruction (ARI) intervention programs is based on the number of students who did not pass the most recent administration of the reading portion of the Grade 3 TAKS; however, the identification of students requiring intervention support is based on the results of early diagnostic testing as defined in TEC, §28.006. Data from the early reading instrument(s) is the primary criteria for student placement in an early intervention program. Other diagnostic assessments, including TAKS, assist districts in identifying students in grades 3 – 6. Local Education Agencies (LEAs) aggregate data from these instruments after each administration to determine how funding can be used to meet the needs of identified students on every campus at each funded grade level.

Identified students receive additional instruction in the area(s) of weakness as indicated on the reading instrument(s): phonological awareness, word reading, oral reading accuracy and comprehension of text. While LEAs are able to determine the form, content and timing of instruction, programs must be based on scientific research. LEAs are required to notify the parent or guardian when a student is placed in an intervention program in grades K, 1 and 2 (TEC, §28.006(g)).

The Texas Education Agency (TEA) has taken focused steps to assist school districts in preparing students to read at or above grade level by grade 3.

Accelerated Reading Instruction Components

1. Identify Students and Instructional Priorities

Instruction for identified students should be appropriate to the student's needs. It should be noted that students who are still developing concepts on the Grade 2 screen of the Texas Primary Reading Inventory (TPRI) are in need of immediate reading intervention. This screen accurately identifies students who are highly likely to be half a year or more below grade level (i.e., below the 35th percentile) on a standardized test at the end of Grade 2 unless intervention is provided. Some at risk students in grade 2 will only require work on fluency in reading connected text, vocabulary, and comprehension. Others who are performing at lower levels will require instruction in word analysis strategies and phonemic awareness, as well as fluency, comprehension and vocabulary.

Phonemic Awareness: Provide instruction on phonemic awareness according to student needs. Students whose reading behavior is at a beginning first grade stage and who do not have an understanding that words can be divided into separate sounds receive more instruction on phonemic awareness than children who can already blend and manipulate sounds into words.

Alphabetic Principle: Provide explicit and systematic teaching of sound-letter relationships in a sequence that permits students to assimilate and apply what they are learning. Again, the content of the instruction should match the needs of each individual student.

Decoding Strategies: Provide explicit and systematic instruction for students to rely primarily on print to read familiar words and decode words they have not seen before. Students need practice in blending the components of sounded out words to learn to quickly and automatically translate the letters or spelling patterns of written words into speech sounds so that they can identify words and gain rapid access to their meaning.

Fluency: Provide for reading and rereading of text that is manageable and decodable as a daily activity with a teacher or more proficient reader. The development of fluency is a priority. As students learn to read words, sentences, and stories fluently, accurately, and automatically, they no longer have to struggle to identify words and are free to pay closer attention to text meaning. Stories should fit the student's level, and fluency will range from 70-90 wpm depending on text difficulty for texts typical of second grade. Accuracy should be at least 90% for difficult material and 95% or higher for easier material. The goal for second grade is to read grade level passages at 90 words per minute with 90% accuracy.

Vocabulary Development: Provide explicit teaching of unfamiliar words. Provide sufficient practice with new words to allow retention.

Text Comprehension: Provide instruction in the use of strategies that have been documented to improve student comprehension.

2. Provide extended systematic/explicit instruction

Identified students may receive an additional 30 to 45 minutes of systematic and explicit instruction each day during regular school hours. While additional assistance may be provided through after school or summer programs, these struggling students need an opportunity to receive help during the school day. Instructional activities during this extended time frame and during the regularly scheduled reading period should be research-based and match the student's instructional level in reading.

3. Provide small group instruction (one adult with 3 to 4 students)

Students struggling with reading concepts may be flexibly grouped in groups of up to four children to receive intervention help.

4. Use highly trained professionals to deliver instruction and provide intervention

These professionals should have a deep understanding of the scientific research base for early reading.

5. Coordinate use of funds

Many schools and/or school districts have received funding to address reading improvement efforts through a variety of funding sources, including Texas Reading First, Title I, etc. Coordinating the expenditure of these funds to provide focused professional development, comprehensive reading instruction and meaningful intervention programs for students at risk for reading difficulties would be both prudent and most effective.

Accelerated Reading Instruction
Students Served in Texas, 2004-2006

Grade	ARI 2004-2005	ARI 2005-2006	Totals
Kindergarten	58,951	67,839	126,790
First Grade	82,101	91,864	173,965
Second Grade	80,213	88,186	168,399
Third Grade	88,709	99,776	188,485
Fourth Grade	62,399	74,692	137,091
Fifth Grade	76,009	88,985	164,994
Sixth Grade	-	50,585	50,585
Totals	448,382	561,927	1,010,309

Reported data is not limited to unique student counts as when reported through PEIMS; student transfers within the school year may be counted more than one time.

2004-2006 Accelerated Reading Instruction Statewide Student Data
Source: 2004-2006 ARI Program Evaluation Reports (self reported by Local Education Agencies, printed 11/20/06)

2004-2005						2005-2006					
Grade	Total Student Enrolment	ARI students served		ARI students reading at grade level by the end of the school year		Grade	Total Student Enrolment	ARI students served		ARI students reading at grade level by the end of the school year	
		Number	Percent	Number	Percent			Number	Percent	Number	Percent
K	332,675	58,951	18	37,285	65	K	348,463	67,839	19	44,258	65
1	344,496	82,101	24	46,753	57	1	357,793	91,864	26	53,988	65
2	333,047	80,213	24	45,481	57	2	343,521	88,186	26	53,594	61
3	325,928	88,709	27	63,855	72	3	339,096	99,776	29	75,540	76
4	323,386	62,399	19	39,492	63	4	328,411	74,692	23	48,626	65
5	322,501	76,009	24	47,638	63	5	335,504	88,985	27	60,351	68
6						6	321,955	50,585	16	34,245	68

Regional Data by Education Service Center Areas

Regional Data by Education Service Center Areas													
ESC Region	Campuses providing ARI		Grade	Total students enrolled		ARI students served				ARI students reading at grade level by the end of school year			
				2004-2005	2005-2006	2004-2005	2004-2005	2005-2006	2005-2006	2004-2005	2004-2005	2005-2006	2005-2006
	2004-2005	2005-2006		Number	Number	Number	Percent	Number	Percent	Number	Percent	Number	Percent
1	223	259	K	27,194	28,844	5,291	19.5%	7,149	24.8%	2,799	52.90%	4,893	68.44%
	242	280	1	28,615	29,727	7,998	28.0%	8,370	28.2%	4,269	53.38%	4,669	55.78%
	258	287	2	27,600	28,154	8,021	29.1%	8,360	29.7%	4,448	55.45%	4,941	59.10%
	272	292	3	26,820	27,892	7,910	29.5%	9,526	34.2%	5,340	67.51%	7,038	73.88%
	267	291	4	26,290	26,478	5,861	22.3%	8,256	31.2%	3,138	53.54%	5,408	65.50%
	271	284	5	25,820	26,703	6,719	26.0%	8,548	32.0%	3,803	56.60%	5,860	68.55%
		138	6		25,875			4,941	19.1%			3,031	61.34%
	2	90	87	K	7,944	7,969	2,015	25.4%	2,120	26.6%	1,078	53.50%	1,491
	95	90	1	8,235	8,204	6,174	75.0%	2,507	30.6%	1,780	28.83%	1,690	67.41%
	94	90	2	7,882	7,810	3,031	38.5%	2,363	30.3%	942	31.08%	1,670	70.67%
	96	93	3	7,815	7,689	3,268	41.8%	2,606	33.9%	2,166	66.28%	2,245	86.15%
	96	93	4	7,755	7,506	2,441	31.5%	2,178	29.0%	1,464	59.98%	1,463	67.17%
	85	82	5	7,877	7,824	3,513	44.6%	2,241	28.6%	2,260	64.33%	1,593	71.08%
		49	6		7,518			905	12.0%			588	64.97%
3	59	53	K	4,011	4,034	1,087	27.1%	506	12.5%	720	66.24%	326	64.43%
	59	56	1	4,021	4,082	1,082	26.9%	820	20.1%	771	71.26%	481	58.66%
	59	66	2	3,857	3,878	1,029	26.7%	1,139	29.4%	781	75.90%	794	69.71%
	60	65	3	3,776	3,838	1,151	30.5%	1,103	28.7%	939	81.58%	841	76.25%
	59	63	4	3,782	3,733	1,077	28.5%	1,058	28.3%	847	78.64%	733	69.28%
	60	62	5	3,886	3,846	1,013	26.1%	1,173	30.5%	733	72.36%	920	78.43%
		49	6		3,818			743	19.5%			576	77.52%
4	532	588	K	72,093	76,586	11,763	16.3%	12,507	16.3%	7,826	66.53%	8,742	69.90%
	562	606	1	76,344	79,828	16,172	21.2%	18,439	23.1%	9,960	61.59%	12,118	65.72%
	579	614	2	74,138	76,869	15,844	21.4%	18,922	24.6%	9,586	60.50%	12,261	64.80%
	638	673	3	71,618	76,018	18,144	25.3%	28,539	37.5%	13,571	74.80%	16,587	58.12%
	630	666	4	71,545	73,047	14,357	20.1%	15,083	20.6%	10,124	70.52%	11,077	73.44%
	584	601	5	71,358	74,720	16,519	23.1%	18,988	25.4%	11,504	69.64%	12,993	68.43%
		726	6		71,888			13,782	19.2%			8,955	64.98%
5	67	67	K	6,056	5,782	1,310	21.6%	1,425	24.6%	1,020	77.86%	1,050	73.68%
	67	71	1	6,108	5,916	1,442	23.6%	1,684	28.5%	968	67.13%	964	57.24%
	67	71	2	5,937	5,640	1,335	22.5%	1,599	28.4%	949	71.09%	1,083	67.73%
	67	71	3	5,957	5,734	1,581	26.5%	1,933	33.7%	1,299	82.16%	1,500	77.60%
	63	67	4	6,103	5,719	1,262	20.7%	1,492	26.1%	808	64.03%	888	59.52%
	59	63	5	6,202	5,988	1,519	24.5%	1,753	29.3%	1,106	72.81%	1,244	70.96%
		36	6		5,936			979	16.5%			680	69.46%
6	106	119	K	10,709	11,464	2,045	19.1%	2,610	22.8%	1,201	58.73%	1,734	66.44%
	109	121	1	11,494	12,334	2,745	23.9%	3,735	30.3%	1,673	60.95%	2,337	62.57%
	111	121	2	10,920	12,057	2,681	24.6%	3,122	25.9%	1,643	61.28%	2,002	64.13%
	114	122	3	10,892	11,210	3,151	28.9%	3,568	31.8%	2,286	72.55%	2,791	78.22%
	96	119	4	10,899	10,970	2,142	19.7%	2,434	22.2%	1,352	63.12%	1,655	68.00%
	80	87	5	10,999	11,488	2,309	21.0%	3,040	26.5%	1,484	64.27%	2,285	75.16%
		60	6		11,280			1,519	13.5%			1,071	70.51%
7	121	121	K	12,144	12,374	2,377	19.6%	2,412	19.5%	1,531	64.41%	1,550	64.26%
	130	126	1	12,403	12,635	3,158	25.5%	3,411	27.0%	1,905	60.32%	2,213	64.88%
	130	128	2	11,845	12,051	3,004	25.4%	3,061	25.4%	1,876	62.45%	1,900	62.07%
	134	130	3	11,505	11,742	3,359	29.2%	3,601	30.7%	2,480	73.83%	2,759	76.62%
	130	130	4	11,401	11,381	2,431	21.3%	2,499	22.0%	1,481	60.92%	1,640	65.63%
	127	127	5	11,619	11,562	2,737	23.6%	3,880	33.6%	1,756	64.16%	1,930	49.74%
		86	6		11,450			1,672	14.6%			1,180	70.57%

Regional Data by Education Service Center Areas

ESC Region	Campuses providing ARI		Grade	Total students enrolled		ARI students served				ARI students reading at grade level by the end of school year			
				2004-2005	2005-2006	2004-2005	2004-2005	2005-2006	2005-2006	2004-2005	2004-2005	2005-2006	2005-2006
	2004-2005	2005-2006		Number	Number	Number	Percent	Number	Percent	Number	Percent	Number	Percent
8	49	55	K	4,065	4,080	1,095	26.9%	1,209	29.6%	655	59.82%	814	67.33%
	53	59	1	4,120	4,246	1,197	29.1%	1,188	28.0%	679	56.73%	618	52.02%
	53	60	2	4,058	3,986	1,110	27.4%	1,336	33.5%	684	61.62%	772	57.78%
	52	63	3	3,943	4,036	1,085	27.5%	1,373	34.0%	820	75.58%	985	71.74%
	53	61	4	4,046	3,981	773	19.1%	981	24.6%	439	56.79%	725	73.90%
	53	55	5	4,023	4,210	838	20.8%	1,165	27.7%	497	59.31%	827	70.99%
		41	6		4,007				364	9.1%			296
9	52	51	K	2,857	2,928	324	11.3%	405	13.8%	180	55.56%	285	70.37%
	51	53	1	2,918	2,847	649	22.2%	798	28.0%	241	37.13%	562	70.43%
	50	53	2	2,797	2,784	752	26.9%	806	29.0%	507	67.42%	532	66.00%
	50	50	3	2,821	2,788	1,071	38.0%	622	22.3%	963	89.92%	470	75.56%
	49	49	4	2,714	2,722	429	15.8%	562	20.6%	283	65.97%	375	66.73%
	48	49	5	2,815	2,769	517	18.4%	831	30.0%	432	83.56%	748	90.01%
		43	6		2,672				748	28.0%			598
10	545	585	K	51,083	54,163	6,908	13.5%	7,930	14.6%	4,008	58.02%	5,076	64.01%
	553	611	1	52,627	55,193	12,878	24.5%	13,322	24.1%	5,830	45.27%	6,756	50.71%
	560	613	2	51,726	53,136	12,927	25.0%	14,156	26.6%	6,323	48.91%	6,987	49.36%
	577	609	3	50,526	52,909	12,928	25.6%	14,151	26.7%	8,784	67.95%	10,426	73.68%
	564	600	4	49,749	51,054	7,617	15.3%	10,814	21.2%	4,117	54.05%	6,109	56.49%
	531	567	5	48,946	52,476	10,967	22.4%	13,149	25.1%	5,815	53.02%	8,023	61.02%
		401	6		58,611				8,587	14.7%			5,846
11	338	400	K	35,696	37,973	6,471	18.1%	6,821	18.0%	4,351	67.24%	4,006	58.73%
	344	407	1	36,924	38,895	7,718	20.9%	9,432	24.2%	3,689	47.80%	5,341	56.63%
	347	407	2	35,897	37,614	7,537	21.0%	8,182	21.8%	3,947	52.37%	5,247	64.13%
	352	410	3	35,074	37,366	8,713	24.8%	9,518	25.5%	7,221	82.88%	7,426	78.02%
	354	410	4	34,992	36,177	5,117	14.6%	7,136	19.7%	3,646	71.25%	4,661	65.32%
	313	361	5	34,569	36,658	6,376	18.4%	7,859	21.4%	3,821	59.93%	5,010	63.75%
		220	6		35,319				3,588	10.2%			2,850
12	139	141	K	10,946	11,155	2,713	24.8%	3,231	29.0%	2,013	74.20%	2,201	68.12%
	141	147	1	11,154	11,211	3,265	29.3%	3,479	31.0%	2,254	69.04%	2,327	66.89%
	145	159	2	10,479	10,716	2,989	28.5%	3,204	29.9%	2,226	74.47%	2,325	72.57%
	150	153	3	10,365	10,316	3,101	29.9%	3,263	31.6%	2,348	75.72%	2,542	77.90%
	144	158	4	10,376	10,222	2,120	20.4%	2,404	23.5%	1,473	69.48%	1,525	63.44%
	131	163	5	10,286	10,440	2,783	27.1%	2,944	28.2%	1,857	66.73%	2,131	72.38%
		123	6		9,970				2,041	20.5%			1,537
13	158	171	K	24,247	25,769	2,821	11.6%	3,318	12.9%	1,735	61.50%	2,130	64.20%
	165	182	1	24,350	25,439	3,708	15.2%	4,574	18.0%	2,132	57.50%	2,620	57.28%
	169	183	2	23,485	24,797	3,520	15.0%	4,058	16.4%	2,026	57.56%	2,491	61.38%
	250	250	3	22,892	24,283	5,361	23.4%	6,655	27.4%	3,969	74.03%	4,939	74.21%
	249	226	4	22,452	23,541	3,427	15.3%	4,401	18.7%	2,312	67.46%	2,785	63.28%
	241	239	5	22,227	23,505	4,664	21.0%	6,001	25.5%	3,206	68.74%	4,082	68.02%
		104	6		22,667				2,340	10.3%			1,407
14	42	58	K	3,464	3,488	431	12.4%	597	17.1%	299	69.37%	397	66.50%
	59	58	1	3,246	3,316	641	19.7%	722	21.8%	442	68.95%	517	71.61%
	57	58	2	3,167	3,137	488	15.4%	613	19.5%	363	74.39%	430	70.15%
	57	58	3	3,094	3,118	503	16.3%	751	24.1%	437	86.88%	694	92.41%
	54	57	4	3,140	2,985	436	13.9%	582	19.5%	314	72.02%	474	81.44%
	54	56	5	3,123	3,142	516	16.5%	598	19.0%	437	84.69%	484	80.94%
		38	6		3,125				478	15.3%			423

Regional Data by Education Service Center Areas

ESC Region	Campuses providing ARI		Grade	Total students enrolled		ARI students served				ARI students reading at grade level by the end of school year			
				2004-2005	2005-2006	2004-2005	2004-2005	2005-2006	2005-2006	2004-2005	2004-2005	2005-2006	2005-2006
	2004-2005	2005-2006		Number	Number	Number	Percent	Number	Percent	Number	Percent	Number	Percent
15	56	662	K	3,564	3,560	994	27.9%	643	18.1%	722	72.64%	445	69.21%
	57	62	1	3,561	3,683	1,353	38.0%	1,273	34.6%	830	61.35%	614	48.23%
	58	62	2	3,396	3,459	1,159	34.1%	969	28.0%	774	66.78%	575	59.34%
	57	61	3	3,411	3,400	1,164	34.1%	1,158	34.1%	969	83.25%	910	78.58%
	54	59	4	3,259	3,334	899	27.6%	797	23.9%	423	47.05%	453	56.84%
	53	60	5	3,379	3,347	880	26.0%	907	27.1%	572	65.00%	592	65.27%
		43	6		3,310				183	5.5%			96
16	100	106	K	5,896	5,987	1,113	18.9%	1,228	20.5%	603	54.18%	753	61.32%
	105	107	1	5,770	5,924	1,543	26.7%	1,616	27.3%	931	60.34%	1,076	66.58%
	106	107	2	5,674	5,743	1,429	25.2%	1,484	25.8%	779	54.51%	1,006	67.79%
	107	108	3	5,699	5,758	1,560	27.4%	1,534	26.6%	1,060	67.95%	1,298	84.62%
	105	106	4	5,506	5,709	1,253	22.8%	1,408	24.7%	690	55.07%	907	64.42%
	100	102	5	5,595	5,653	1,384	24.7%	1,551	27.4%	871	62.93%	1,143	73.69%
		59	6		5,578				857	15.4%			608
17	92	96	K	6,121	6,240	1,690	27.6%	1,797	28.8%	1,183	70.00%	1,342	74.68%
	94	99	1	6,133	6,173	1,504	24.5%	1,780	28.8%	1,056	70.21%	1,250	70.22%
	94	99	2	5,752	5,897	1,537	26.7%	1,777	30.1%	851	55.37%	1,018	57.29%
	93	99	3	5,640	5,708	1,712	30.4%	1,957	34.3%	1,158	67.64%	1,247	63.72%
	93	100	4	5,426	5,504	1,370	25.2%	1,492	27.1%	828	60.44%	929	62.27%
	83	92	5	5,526	5,522	1,383	25.0%	1,741	31.5%	905	65.44%	1,151	66.11%
		73	6		5,382				706	13.1%			444
18	79	81	K	5,625	5,505	1,461	26.0%	2,103	38.2%	962	65.85%	1,651	78.51%
	79	81	1	5,576	5,860	1,571	28.2%	2,147	36.6%	1,032	65.69%	1,541	71.77%
	79	81	2	5,298	5,472	1,382	26.1%	2,122	38.8%	969	70.12%	1,631	76.86%
	81	84	3	5,251	5,398	1,323	25.2%	1,850	34.3%	1,120	84.66%	1,398	75.57%
	79	82	4	5,181	5,199	764	14.7%	1,655	31.8%	551	72.12%	993	60.00%
	76	78	5	5,393	5,463	1,433	26.6%	1,854	33.9%	871	60.78%	1,252	67.53%
		73	6		5,116				1,084	21.2%			699
19	130	132	K	11,754	12,160	2,107	17.9%	3,979	32.7%	1,536	72.90%	1,893	47.57%
	132	134	1	12,746	12,933	3,830	30.0%	4,476	34.6%	2,324	60.68%	2,097	46.85%
	132	134	2	12,445	12,602	4,271	34.3%	4,278	33.9%	2,622	61.39%	2,161	50.51%
	131	135	3	12,705	12,693	3,630	28.6%	4,672	36.8%	2,206	60.77%	2,613	55.93%
	129	134	4	12,437	12,702	3,435	27.6%	3,547	27.9%	2,108	61.37%	1,556	43.87%
	132	134	5	12,447	12,894	4,258	34.2%	4,080	31.6%	2,096	49.22%	2,266	55.54%
		85	6		12,350				2,441	19.8%			1,747
20	278	286	K	27,206	28,402	4,935	18.1%	5,849	20.6%	2,863	58.01%	3,479	59.48%
	282	290	1	28,151	29,346	6,473	23.0%	8,091	27.6%	3,987	61.59%	4,194	51.84%
	284	289	2	26,694	27,719	6,167	23.1%	6,635	23.9%	3,215	52.13%	3,768	56.79%
	301	299	3	26,124	27,140	7,994	30.6%	8,396	30.9%	4,719	59.03%	6,831	81.36%
	302	310	4	26,333	26,437	5,188	19.7%	5,913	22.4%	3,094	59.64%	4,270	72.21%
	296	305	5	26,411	27,294	5,681	21.5%	7,682	28.1%	3,612	63.58%	5,817	75.72%
		127	6		26,083				2,627	10.1%			1,613

Source: 2004-2006 ARI Program Evaluation Reports (self reported by Local Education Agencies, printed 11/20/06)

SECTION V. TEACHERS NOT CERTIFIED IN CONTENT AREA

Methodology Employed in Calculating In-Field and Out-of-Field Number of Teacher Full-Time Equivalents Assigned In-Field and Out-of-Field in the 2005-2006 Academic Year

Determining In-Field Status

Two data sets are utilized to determine if a teacher is assigned in-field or out-of-field. The first data set is the Public Education Information Management System (PEIMS) data from the Texas Education Agency (TEA). This data includes every teaching assignment for every public school teacher in Texas. The data is submitted to TEA in October of each academic year by the local school districts.

The second data set is the Official Record of Educator Certificates (OREC) from the State Board for Educator Certification. This data includes a record of all the different teaching certificates a person may have. The two data sets are merged using the person's social security number. Once the assignment and certificate data are merged, determining whether a teacher holds the appropriate certificate for her/his teaching assignments is a three-part process. First, it must be determined whether the teacher holds any type of standard certificate. If a person does not hold a standard certificate as of December 31 of the fall semester of the academic year, then that person is automatically considered to be teaching out-of-field. Second, a determination must be made as to whether the person holds the appropriate certificate for each of the subjects that she or he teaches. If she or he does not possess the appropriate subject area certificate, then she or he is automatically considered to be teaching out-of-field. For example, if a person teaches grade seven language arts, it must be determined if the person holds a language arts certificate. If she or he does not possess a language arts certificate, then that particular teacher is considered to be teaching out-of-field.

Third, if the person holds the appropriate certificate for the subject that she or he teaches, then it must be determined whether the certificate is appropriate for the grade level the teacher is assigned to teach. If the certificate is not appropriate for the grade level that the teacher is assigned to teach, then she or he is considered to be teaching out-of-field. For example, if a teacher is assigned to teach tenth grade biology, then that person must hold a secondary biology certificate or secondary science composite certificate to be considered teaching in-field. If the teacher held an elementary certificate with a science specialization, she or he would be considered out-of-field because the elementary specialization area does not cover the high school level.

If a teacher holds a target certificate for both the subject area and the grade level to which she/he is assigned to teach, then she/he is considered to be teaching in-field. If the teacher holds a certificate that is not appropriate for either the subject area or the grade level to which she/he is assigned to teach, then she/he is considered to be teaching out-of-field. For teachers assigned to teach the subject and specialization areas of special education, bilingual/ESL, or ESL at the pre-elementary and elementary level, teachers holding only a general elementary certificate are considered to be teaching out-of-field. For example, if a teacher is assigned to teach special education but only has a general elementary certificate, then she/he would be teaching out-of-field.

Special Education Teachers

If a teacher is assigned to teach special education students—regardless of the subject area or course that she/he is teaching—then that teacher is considered to be a special education teacher and is placed in the special education subject area group. Thus, for example, if a teacher is assigned to teach a middle school grade seven mathematics course but the population served by that teacher is designated as special education, then that teacher is considered to be a special education teacher. If the teacher holds a special education certificate of any kind, then that teacher is considered to be teaching in-field. The teacher does not have to also hold a mathematics certificate to be considered in-field. Importantly, even though that teacher is assigned to teach mathematics, she/he is not included in the count of mathematics teachers or mathematics full-time equivalents (FTEs).

Difference Between Number of Teachers and Number of Full-Time Equivalents (FTEs)

In this report, the number of teacher full-time equivalents (FTEs) is reported. The data is reported this way because simply counting the number of teachers teaching in-field and out-of-field can be somewhat misleading. For example, suppose John Smith and Mary Jones are both determined to be teaching mathematics courses, but neither has a mathematics certificate. Further, Mr. Smith teaches mathematics for 100 percent of the day while Ms. Jones teaches mathematics only 10 percent of the day. In the count of teachers assigned out-of-field, each individual is counted as one teacher. In contrast, Mr. Smith counts as a 1.00 FTE of a mathematics position and 1.00 FTE of a mathematics position filled by an out-of-field teacher while Ms. Smith counts as only a 0.10 FTE of a mathematics position and 0.10 FTE of a mathematics position filled by an out-of-field teacher. Simply counting the numbers of teachers does not take this difference into account.

Moreover, counting teachers rather than teacher FTEs would duplicate the number of teachers counted. For example, if John Smith is teaching out-of-field in biology and physics, then he would count as one teacher assigned out-of-field in biology and one teacher assigned out-of-field in physics. When counting the number of teachers assigned out-of-field, Mr. Smith would be counted twice, thus duplicating the count of teachers.

For these reasons, the following data tables include columns for the number of total FTEs, the number and percentage of FTEs in-field, and the number of FTEs out-of-field. The FTE counts provide a more accurate picture of the number and percentage of teaching positions filled by teachers holding (in-field) and not holding (out-of-field) the target certificates.

Lack of Data on Middle School Teachers

SBEC's certification rules allow teachers assigned to teach specific subjects in grades seven and eight if the teacher has (1) a valid general elementary teaching certificate and (2) 18 hours of coursework in the subject she or he is assigned to teach. For example, if a seventh grade mathematics teacher has a valid general elementary teaching certificate and 18 hours of coursework in mathematics, then the SBEC certification rules would consider that person to be certified to teach seventh grade mathematics. Thus, in this analysis, such a teacher would be considered to be teaching out-of-field when, in fact, the person would be teaching in-field. Unfortunately, no mechanism was adopted to collect data on such teachers. Specifically, SBEC does not collect data on whether teachers have 18 hours in a specific subject area. SBEC is currently developing a mechanism to collect such data.

Elementary Departmentalized Teachers

Elementary teachers assigned to teach specific subject areas (such as mathematics or science) rather than self-contained classes (e.g., assigned to teach mathematics all day rather than teaching the same students across the school day) are considered to be teaching in-field if they held a general elementary certificate.

Other Assignment Areas

In addition to the subject and specialization areas described below, teachers can also be assigned to “not applicable” and “other” assignment areas. These specific assignments include locally developed courses, study hall, tutorial, co-curricular activities, content mastery, discipline management, and driver education. Since there are no certification requirements for these assignments (other than driver education), the teacher and teacher FTEs for these assignments are not included in this analysis. There were 71,364 teachers assigned to these assignment areas for a total of 27,436 teacher FTEs. If a teacher is assigned part-time to the “not applicable” or “other” areas, then the portion of their time assigned to academic subject or specialization areas is included in the analysis. Only the portion of the teacher FTEs assigned to the “not applicable” or “other” areas is excluded from the analysis.

Definitions of Column Headings

Number of Teacher FTEs:

- ◆ **Total:** the total number of teacher full-time equivalents—excluding the “not applicable” and “other” subject areas—assigned to teach in that particular school.
- ◆ **In-Field:** the number of teacher full-time equivalents—excluding the “not applicable” and “other” subject areas—assigned to teach in-field in that particular school.
- ◆ **Out-of-Field:** the number of teacher full-time equivalents—excluding the “not applicable” and “other” subject areas—assigned to teach out-of-field in that particular school.
- ◆ **No Certification:** the number of teacher full-time equivalents—excluding the “not applicable” and “other” subject areas—without a full teaching certificate. Such teachers may be on an emergency permit, enrolled in an alternative certification program, or on a one year out-of-state certificate.

District Name	Campus Name	Total FTE	In Field	Out of Field	No Certification
A W BROWN-FELLOWSHIP CHARTER SCHOOL	A W BROWN-FELLOWSHIP CHARTER SCHOOL	31.9183	10.6670	21.2513	20.2513
A+ ACADEMY	A+ ACADEMY	60.0169	19.7971	40.2198	36.9449
ABBOTT ISD	ABBOTT SCHOOL	25.1990	21.1843	4.0147	2.7743
ABERNATHY ISD	ABERNATHY EL	28.1421	27.0205	1.1216	0.0000
ABERNATHY ISD	ABERNATHY H S	17.0362	14.2326	2.8036	0.0000
ABERNATHY ISD	ABERNATHY J H	15.0333	12.7623	2.2710	0.0000
ABILENE ISD	ABILENE H S	132.9975	117.7359	15.2616	5.2678
ABILENE ISD	ABILENE STATE SCH	1.3325	1.2577	0.0748	0.0000
ABILENE ISD	AUSTIN EL	34.7463	34.5796	0.1667	0.0000
ABILENE ISD	BASSETTI EL	38.6786	37.5119	1.1667	1.0000
ABILENE ISD	BONHAM EL	37.1746	33.7164	3.4582	2.9999
ABILENE ISD	BOWIE EL	47.9142	46.9142	1.0000	1.0000
ABILENE ISD	CLACK MIDDLE	53.2871	44.9314	8.3557	1.8127
ABILENE ISD	COLLEGE HEIGHTS EL	24.5358	23.5358	1.0000	0.0000
ABILENE ISD	COOPER H S	114.8868	96.5870	18.2998	6.9217
ABILENE ISD	DISTRICT ADMINISTRATION	4.0002	4.0002	0.0000	0.0000
ABILENE ISD	DYESS EL	36.3746	34.3747	1.9999	0.9999
ABILENE ISD	EXCEL ALTER H S	20.9964	19.0291	1.9673	0.0000
ABILENE ISD	FANNIN EL	36.9788	35.0002	1.9786	0.9786
ABILENE ISD	FRANKLIN MIDDLE	44.1042	39.7770	4.3272	2.1870
ABILENE ISD	HARMONY FAMILY SERVICES	1.5000	1.0000	0.5000	0.0000
ABILENE ISD	HOUSTON STUDENT ACH CTR	8.8450	5.9198	2.9252	1.0000
ABILENE ISD	JACKSON EL	34.6214	34.0429	0.5785	0.0000
ABILENE ISD	JOHNSTON EL	33.6942	31.0335	2.6607	1.0002
ABILENE ISD	LEE EL	29.7038	28.0371	1.6667	1.0000
ABILENE ISD	LINCOLN MIDDLE	56.3604	47.2634	9.0970	3.2254
ABILENE ISD	LOCUST ECC	15.7112	12.7112	3.0000	0.0000
ABILENE ISD	LONG EL	26.5719	25.4052	1.1667	1.0000
ABILENE ISD	MADISON MIDDLE	61.3437	54.0291	7.3146	3.7184
ABILENE ISD	MANN MIDDLE	48.1892	42.6212	5.5680	3.3274
ABILENE ISD	ORTIZ EL	41.9253	40.7586	1.1667	1.0000
ABILENE ISD	REAGAN EL	36.5964	36.5964	0.0000	0.0000
ABILENE ISD	TAYLOR EL	33.7190	30.3857	3.3333	2.0000
ABILENE ISD	THOMAS EL	31.7308	31.7308	0.0000	0.0000
ABILENE ISD	TRAVIS OPPORTUNITY CTR	5.0010	3.3818	1.6192	1.0000
ABILENE ISD	WARD EL	36.7706	34.4372	2.3334	1.0000
ABILENE ISD	WOODSON ECC	16.0000	16.0000	0.0000	0.0000
ABILENE ISD	WOODSON SKILL CTR	1.2577	1.2577	0.0000	0.0000
ACADEMY ISD	ACADEMY EL	19.9079	18.5079	1.4000	0.0000
ACADEMY ISD	ACADEMY H S	19.8226	16.9370	2.8856	1.7797
ACADEMY ISD	ACADEMY J H	19.5913	18.1577	1.4336	1.0000
ACADEMY OF ACCELERATED LEARNING	ACADEMY OF ACCELERATED LEARNING	39.5720	3.9572	35.6148	35.6148
ACADEMY OF BEAUMONT	ACADEMY OF BEAUMONT	19.3478	2.9626	16.3852	16.3852
ACADEMY OF CAREERS AND TECHNOLOGIES	ACADEMY OF CAREERS AND TECHNOLOGIES	6.0000	2.0000	4.0000	4.0000
ACADEMY OF DALLAS	ACADEMY OF DALLAS	37.2146	2.0000	35.2146	34.2520
ACCELERATED INTERMEDIATE ACADEMY	ACCELERATED INTERMEDIATE ACADEMY	8.5035	0.0000	8.5035	8.5035
ADRIAN ISD	ADRIAN SCHOOL	13.5731	11.5969	1.9762	0.0000
AGUA DULCE ISD	AGUA DULCE ELEMENTARY SCHOOL	11.9145	10.7109	1.2036	1.2036
AGUA DULCE ISD	AGUA DULCE H S	12.5997	9.5932	3.0065	2.6462

District Name	Campus Name	Total FTE	In Field	Out of Field	No Certification
ALAMO HEIGHTS ISD	ALAMO HEIGHTS H S	79.1279	58.8934	20.2345	6.3999
ALAMO HEIGHTS ISD	ALAMO HEIGHTS J H	67.0129	61.6200	5.3929	1.0000
ALAMO HEIGHTS ISD	CAMBRIDGE EL	51.8004	50.3004	1.5000	1.5000
ALAMO HEIGHTS ISD	HOWARD EL	20.0000	20.0000	0.0000	0.0000
ALAMO HEIGHTS ISD	WOODRIDGE EL	53.0000	48.5001	4.4999	2.5000
ALBA-GOLDEN ISD	ALBA-GOLDEN EL	28.9428	28.7761	0.1667	0.0000
ALBA-GOLDEN ISD	ALBA-GOLDEN H S	33.8930	29.0559	4.8371	1.3892
ALBANY ISD	ALBANY JR-SR H S	17.9163	12.4000	5.5163	2.0000
ALBANY ISD	NANCY SMITH EL	22.3844	22.2078	0.1766	0.0000
ALDINE ISD	ALDINE ADAPTIVE BEHAVIOR CTR	18.0000	18.0000	0.0000	0.0000
ALDINE ISD	ALDINE AREA ELEMENTARY	50.9999	48.9999	2.0000	2.0000
ALDINE ISD	ALDINE ED PLACEMENT CTR	25.0000	19.0002	5.9998	2.9999
ALDINE ISD	ALDINE H S	125.4526	100.2708	25.1818	13.4045
ALDINE ISD	ALDINE MIDDLE	53.0875	32.9217	20.1658	8.8323
ALDINE ISD	ALDINE NINTH GRADE SCHOOL	53.4481	39.6781	13.7700	9.5139
ALDINE ISD	ANDERSON ACAD	42.7807	38.0000	4.7807	4.7807
ALDINE ISD	BETHUNE ACAD	36.9984	27.3380	9.6604	8.0000
ALDINE ISD	BLACK EL	45.0002	42.8002	2.2000	2.0000
ALDINE ISD	CALVERT EL	50.0000	45.0000	5.0000	4.0000
ALDINE ISD	CARAWAY INT	46.6811	31.5192	15.1619	14.7447
ALDINE ISD	CARMICHAEL EL	49.0000	42.2483	6.7517	5.0000
ALDINE ISD	CARROLL ACADEMY	60.9790	45.4495	15.5295	11.0000
ALDINE ISD	CARTER ELEMENTARY	68.5001	56.2728	12.2273	8.0000
ALDINE ISD	CARVER AREA INTERMEDIATE	40.7297	33.3311	7.3986	5.5568
ALDINE ISD	CARVER H S FOR APPLIED TECH ENGI	56.7364	37.7810	18.9554	11.9994
ALDINE ISD	CHESTER W NIMITZ H S	132.2125	94.8829	37.3296	18.6225
ALDINE ISD	CONLEY EL	48.0000	30.9656	17.0344	13.0000
ALDINE ISD	DE SANTIAGO EC/PRE-K CENTER	41.7166	35.0000	6.7166	3.7166
ALDINE ISD	DISTRICT ADMINISTRATION	0.5474	0.4403	0.1071	0.0000
ALDINE ISD	DREW ACAD	36.6430	21.7079	14.9351	6.8661
ALDINE ISD	DUNN EL	59.5005	57.5005	2.0000	2.0000
ALDINE ISD	E MT HOUSTON #4	53.8749	37.8750	15.9999	14.0000
ALDINE ISD	ECKERT INT	49.4047	34.1253	15.2794	12.8265
ALDINE ISD	EISENHOWER H S	132.5967	102.5621	30.0346	17.0002
ALDINE ISD	EISENHOWER NINTH GRADE SCHOOL	48.4538	32.3733	16.0805	12.0007
ALDINE ISD	ELEMENTARY 130	47.9998	42.4550	5.5448	3.0000
ALDINE ISD	ERMEL EL	48.0001	33.4002	14.5999	10.0000
ALDINE ISD	ESCAMILLA INT	49.2146	41.4357	7.7789	6.6276
ALDINE ISD	EVELYN S THOMPSON EL	45.2034	43.0034	2.2000	2.0000
ALDINE ISD	FRANCIS EL	50.4971	41.7805	8.7166	3.7166
ALDINE ISD	GRAY EL	45.0001	43.0001	2.0000	1.0000
ALDINE ISD	HAMBRICK MIDDLE	62.8575	43.8029	19.0546	5.9997
ALDINE ISD	HARRIS ACADEMY	53.9997	34.7999	19.1998	17.9998
ALDINE ISD	HINOJOSA EC/PRE-K CENTER	36.5000	30.5000	6.0000	3.0000
ALDINE ISD	HOFFMAN MIDDLE	59.6100	37.8387	21.7713	8.0004
ALDINE ISD	J RUTH SMITH ACADEMY	53.0003	41.4444	11.5559	10.0000
ALDINE ISD	JOHNSON EL	54.9996	45.6216	9.3780	7.0000
ALDINE ISD	KEEBLE EC/PRE-K CENTER	47.0000	34.0000	13.0000	7.0000
ALDINE ISD	LANE SCH	40.0000	38.0000	2.0000	1.0000
ALDINE ISD	MACARTHUR H S	133.9718	104.0535	29.9183	14.4512
ALDINE ISD	MACARTHUR NINTH GRADE SCHOOL	54.2476	36.8630	17.3846	10.3738
ALDINE ISD	MAGRILL EL	53.0002	42.7145	10.2857	9.0000
ALDINE ISD	MENDEL EL	21.0003	19.7145	1.2858	0.0000
ALDINE ISD	NIMITZ NINTH GRADE SCHOOL	57.5368	36.4789	21.0579	11.4221

District Name	Campus Name	Total FTE	In Field	Out of Field	No Certification
ALDINE ISD	NORTHWEST INTERMEDIATE	56.3965	43.2477	13.1488	11.8633
ALDINE ISD	OLESON EL	60.9998	47.9998	13.0000	7.0000
ALDINE ISD	ORANGE GROVE EL	52.6000	43.1001	9.4999	6.0000
ALDINE ISD	PARKER INT	50.7447	36.2803	14.4644	12.9648
ALDINE ISD	PROJECT RECOVERY	14.0000	4.0000	10.0000	6.0000
ALDINE ISD	RALPH G GOODMAN	54.9998	49.9998	5.0000	5.0000
ALDINE ISD	RAYMOND ACADEMY	55.9999	45.6345	10.3654	5.0000
ALDINE ISD	REECE ACADEMY	36.0000	30.0000	6.0000	1.0000
ALDINE ISD	RUBY REED ACADEMY	56.0008	33.0016	22.9992	20.9995
ALDINE ISD	SAMMONS EL	46.0000	42.2500	3.7500	2.0000
ALDINE ISD	SHOTWELL MIDDLE	65.3509	36.3264	29.0245	16.8362
ALDINE ISD	STEHLIK INT	45.2262	35.7484	9.4778	9.3349
ALDINE ISD	STEPHENS EL	59.0005	54.0003	5.0002	4.0002
ALDINE ISD	STOVALL ACADEMY	50.0003	39.2739	10.7264	7.0000
ALDINE ISD	STOVALL MIDDLE	63.2905	42.5466	20.7439	5.9997
ALDINE ISD	T S GRANTHAM MIDDLE	58.7121	34.1911	24.5210	5.8457
ALDINE ISD	TEAGUE MIDDLE	56.5264	40.7263	15.8001	4.5346
ALDINE ISD	VINES EC/PRE-K CENTER	36.0000	25.0000	11.0000	9.0000
ALDINE ISD	W T HALL SCHOOL	21.7588	19.5348	2.2240	1.0000
ALDINE ISD	WEAVER A ODOM ELEMENTARY	52.0000	44.2167	7.7833	5.0000
ALDINE ISD	WILSON INT	51.2868	39.0454	12.2414	8.7771
ALDINE ISD	WORSHAM EL	58.4003	54.1146	4.2857	3.0000
ALEDO ISD	ALEDO HIGH SCHOOL	57.5636	47.1272	10.4364	5.8790
ALEDO ISD	ALEDO LEARNING CENTER	4.4420	2.6884	1.7536	0.0000
ALEDO ISD	ALEDO MIDDLE SCHOOL	42.0487	36.3151	5.7336	0.0000
ALEDO ISD	CODER ELEMENTARY	32.0309	31.5309	0.5000	0.0000
ALEDO ISD	STUARD ELEMENTARY	31.6108	29.5394	2.0714	1.0000
ALEDO ISD	VANDAGRIFF ELEMENTARY	27.7972	27.6543	0.1429	0.0000
ALICE ISD	ADAMS MIDDLE	53.4170	33.6312	19.7858	7.6387
ALICE ISD	ALICE H S	96.4133	71.0065	25.4068	13.4039
ALICE ISD	DISTRICT ADMINISTRATION	3.0000	3.0000	0.0000	0.0000
ALICE ISD	DUBOSE INTERMEDIATE	28.8099	22.6162	6.1937	6.1937
ALICE ISD	GARCIA EL	13.4515	10.5001	2.9514	0.0000
ALICE ISD	HILLCREST EL	13.6078	12.5154	1.0924	0.0000
ALICE ISD	MEMORIAL INTERMEDIATE	26.8620	21.6800	5.1820	5.1820
ALICE ISD	NOONAN EL	29.9998	27.9998	2.0000	1.0000
ALICE ISD	SAENZ EL	31.2060	29.6276	1.5784	0.0000
ALICE ISD	SALAZAR EL	18.7481	15.7481	3.0000	1.0000
ALICE ISD	SCHALLERT EL	34.2701	30.7997	3.4704	2.0000
ALIEF ISD	ALBRIGHT MIDDLE	67.7325	45.7224	22.0101	3.3946
ALIEF ISD	ALEXANDER EL	58.2927	51.2478	7.0449	3.0000
ALIEF ISD	ALIEF LEARNING CTR	40.8602	25.7401	15.1201	1.9178
ALIEF ISD	ALIEF MIDDLE	61.4436	47.0744	14.3692	9.1140
ALIEF ISD	BEST EL	62.3137	56.7757	5.5380	2.0000
ALIEF ISD	BOONE EL	60.0105	47.8426	12.1679	8.0000
ALIEF ISD	BUSH EL	61.6498	50.2700	11.3798	9.3799
ALIEF ISD	CHAMBERS EL	48.7215	45.9996	2.7219	1.7219
ALIEF ISD	CHANCELLOR EL	49.6920	45.2993	4.3927	3.9626
ALIEF ISD	COLLINS ELEMENTARY	58.0005	52.5005	5.5000	4.0000
ALIEF ISD	CUMMINGS EL	46.6742	36.4417	10.2325	7.7435
ALIEF ISD	DISTRICT ADMINISTRATION	14.4037	11.5000	2.9037	1.0000
ALIEF ISD	ELSIK H S	223.7078	181.9417	41.7661	22.3145
ALIEF ISD	HASTINGS H S	228.2156	194.2012	34.0144	19.0747
ALIEF ISD	HEARNE EL	65.5708	54.0040	11.5668	10.5668
ALIEF ISD	HEFLIN EL	50.6577	45.2999	5.3578	4.6578
ALIEF ISD	HICKS EL	73.1711	62.1934	10.9777	8.8021

District Name	Campus Name	Total FTE	In Field	Out of Field	No Certification
ALIEF ISD	HOLUB MIDDLE	65.8685	46.5984	19.2701	2.6868
ALIEF ISD	KENNEDY EL	59.6322	49.7425	9.8897	6.6311
ALIEF ISD	KERR H S	31.1041	29.4422	1.6619	0.7594
ALIEF ISD	KILLOUGH MIDDLE	67.3349	46.3616	20.9733	7.1638
ALIEF ISD	KLENTZMAN INT	68.3489	63.8976	4.4513	3.9999
ALIEF ISD	LANDIS EL	54.5000	44.7999	9.7001	3.0001
ALIEF ISD	LIESTMAN EL	59.0000	51.5000	7.5000	4.0000
ALIEF ISD	MAHANAY EL	55.2045	43.8296	11.3749	7.0009
ALIEF ISD	MARTIN EL	64.6779	54.3350	10.3429	8.0000
ALIEF ISD	MATA INTERMEDIATE	64.5971	61.5971	3.0000	3.0000
ALIEF ISD	MILLER INTERMEDIATE	62.3058	55.4264	6.8794	5.9995
ALIEF ISD	O'DONNELL MIDDLE	66.8390	39.1283	27.7107	8.4418
ALIEF ISD	OLLE MIDDLE	56.2471	39.5158	16.7313	5.2806
ALIEF ISD	OUTLEY EL	56.3529	47.9096	8.4433	6.7433
ALIEF ISD	OWENS INT	64.2002	49.7376	14.4626	9.9626
ALIEF ISD	PETROSKY EL	54.0733	48.6733	5.4000	5.0000
ALIEF ISD	REES EL	57.7971	55.4950	2.3021	1.8021
ALIEF ISD	SMITH EL	60.7407	49.3648	11.3759	6.9997
ALIEF ISD	SNEED EL	62.8392	52.7337	10.1055	7.0000
ALIEF ISD	TAYLOR HIGH SCHOOL	140.9322	114.2755	26.6567	10.0743
ALIEF ISD	YOUENS EL	67.9300	52.1197	15.8103	11.8024
ALIEF ISD	YOUNGBLOOD INT	66.9707	47.9985	18.9722	13.9726
ALIEF MONTESSORI COMMUNITY SCHOOL	ALIEF MONTESSORI COMMUNITY SCHOOL	8.9998	4.3913	4.6085	3.9999
ALLEN ISD	ALLEN H S	166.6960	148.3583	18.3377	8.0748
ALLEN ISD	ALTON BOYD EL	37.8808	33.6711	4.2097	3.3337
ALLEN ISD	ALVIS C STORY EL	46.0844	43.0223	3.0621	2.0000
ALLEN ISD	BOLIN ELEMENTARY SCHOOL	45.4502	42.7340	2.7162	0.8581
ALLEN ISD	D L ROUNTREE EL	36.5682	32.2616	4.3066	1.5686
ALLEN ISD	FLOSSIE FLOYD GREEN EL	40.2930	37.8898	2.4032	2.3283
ALLEN ISD	FRANCES E NORTON EL	29.3234	29.1567	0.1667	0.0000
ALLEN ISD	GENE M REED EL	34.0094	34.0094	0.0000	0.0000
ALLEN ISD	GEORGE J ANDERSON EL	40.5479	39.6898	0.8581	0.8581
ALLEN ISD	KERR ELEMENTARY SCHOOL	33.1358	30.2777	2.8581	0.8581
ALLEN ISD	LOWERY FRESHMAN CENTER	56.7594	46.1255	10.6339	6.1920
ALLEN ISD	MAX O VAUGHAN EL	37.1863	35.3907	1.7956	1.7459
ALLEN ISD	PAT DILLARD SPECIAL ACHIEVEMENT CENTER	9.0000	3.0000	6.0000	1.0000
ALLEN ISD	W E PETE FORD MIDDLE	54.4733	44.2704	10.2029	2.6682
ALLEN ISD	WALTER & LOIS CURTIS MIDDLE	46.7410	34.9136	11.8274	3.9265
ALPHA CHARTER SCHOOL	ALPHA CHARTER SCHOOL	11.7517	2.1102	9.6415	8.8769
ALPHONSO CRUTCH'S-LIFE SUPPORT CENTER	ALPHONSO CRUTCH'S-LIFE SUPPORT CENTER	8.6935	0.9948	7.6987	6.7039
ALPINE ISD	ALPINE EL	31.0000	29.0000	2.0000	0.0000
ALPINE ISD	ALPINE H S	23.2696	20.7095	2.5601	0.0000
ALPINE ISD	ALPINE MIDDLE	17.5298	14.6723	2.8575	1.2954
ALTO ISD	ALTO EL	22.2156	20.5626	1.6530	1.0000
ALTO ISD	ALTO H S	15.8123	10.4781	5.3342	4.3340
ALTO ISD	ALTO MIDDLE	15.7153	11.9652	3.7501	2.7502
ALVARADO ISD	ALVARADO EL-NORTH	26.2616	24.2616	2.0000	2.0000
ALVARADO ISD	ALVARADO EL-SOUTH	27.4613	26.2613	1.2000	0.0000
ALVARADO ISD	ALVARADO H S	52.8851	40.3100	12.5751	5.6426
ALVARADO ISD	ALVARADO INT	29.5237	28.5238	0.9999	0.0000
ALVARADO ISD	ALVARADO J H	32.8568	23.9318	8.9250	5.3350
ALVARADO ISD	LILLIAN EL	28.8458	27.8725	0.9733	0.0000
ALVIN ISD	ALVIN ELEMENTARY	35.3332	32.3331	3.0001	3.0001

District Name	Campus Name	Total FTE	In Field	Out of Field	No Certification
ALVIN ISD	ALVIN HIGH SCHOOL	181.7001	150.6458	31.0543	21.2259
ALVIN ISD	ALVIN J H	41.8839	25.4640	16.4199	4.7195
ALVIN ISD	ALVIN PRI	54.2612	48.4030	5.8582	4.3582
ALVIN ISD	DAY STAR RESIDENTIAL	1.0000	0.0000	1.0000	1.0000
ALVIN ISD	DON JETER ELEMENTARY	55.2749	48.8631	6.4118	4.7754
ALVIN ISD	E C MASON ELEMENTARY	41.6281	38.5767	3.0514	2.7755
ALVIN ISD	G W HARBY J H	44.2149	28.7924	15.4225	7.7718
ALVIN ISD	HOOD-CASE ELEMENTARY	54.0907	40.3424	13.7483	12.9841
ALVIN ISD	LONGFELLOW ELEMENTARY	32.7907	30.7907	2.0000	2.0000
ALVIN ISD	MANVEL J H	22.6113	13.3977	9.2136	3.2944
ALVIN ISD	MARK TWAIN PRIMARY	53.7809	49.7292	4.0517	3.0000
ALVIN ISD	MELBA PASSMORE ELEMENTARY	50.0551	45.3717	4.6834	0.7219
ALVIN ISD	R L STEVENSON PRIMARY	54.3766	51.0611	3.3155	1.8770
ALVIN ISD	WALT DISNEY ELEMENTARY	34.0002	31.0002	3.0000	2.0000
ALVORD ISD	ALVORD EL	21.4464	20.4463	1.0001	0.5001
ALVORD ISD	ALVORD H S	18.1145	15.5348	2.5797	1.8042
ALVORD ISD	ALVORD MIDDLE SCHOOL	11.7431	10.5818	1.1613	0.0000
AMARILLO ISD	AMARILLO AREA CTR FOR ADVANCED LRN	19.4405	17.7787	1.6618	0.0000
AMARILLO ISD	AMARILLO H S	124.1593	110.4623	13.6970	6.2245
AMARILLO ISD	AUSTIN MIDDLE	41.3020	35.3766	5.9254	0.9999
AMARILLO ISD	AVONDALE EL	23.8717	22.0058	1.8659	1.0000
AMARILLO ISD	BELMAR EL	18.3542	18.3358	0.0184	0.0000
AMARILLO ISD	BIVINS EL	27.5270	26.3279	1.1991	1.0000
AMARILLO ISD	BONHAM MIDDLE	47.5515	41.3818	6.1697	0.4286
AMARILLO ISD	BOWIE MIDDLE	53.3021	44.5169	8.7852	3.7193
AMARILLO ISD	CAPROCK H S	114.5994	101.8456	12.7538	5.2797
AMARILLO ISD	CARVER EARLY CHILDHOOD ACADEMY	24.8347	22.2964	2.5383	1.0000
AMARILLO ISD	CARVER EL ACADEMY	28.7709	27.9289	0.8420	0.0000
AMARILLO ISD	CORONADO EL	25.4477	25.4120	0.0357	0.0000
AMARILLO ISD	CROCKETT MIDDLE	39.2828	36.7208	2.5620	0.0710
AMARILLO ISD	DISTRICT ADMINISTRATION	0.9893	0.7487	0.2406	0.0000
AMARILLO ISD	EASTRIDGE EL	42.3107	37.9449	4.3658	3.1647
AMARILLO ISD	EMERSON EL	35.6859	27.7692	7.9167	6.9167
AMARILLO ISD	FANNIN MIDDLE	36.9898	28.2746	8.7152	4.3999
AMARILLO ISD	FOREST HILL EL	39.5280	33.8150	5.7130	4.9572
AMARILLO ISD	GLENWOOD EL	31.3326	31.2416	0.0910	0.0000
AMARILLO ISD	HAMLET EL	26.3159	26.3159	0.0000	0.0000
AMARILLO ISD	HOMEBOUND	7.0000	5.0000	2.0000	0.0000
AMARILLO ISD	HOUSTON MIDDLE	61.7728	44.6717	17.1011	7.6112
AMARILLO ISD	HUMPHREY'S HIGHLAND EL	36.9311	33.0006	3.9305	1.9305
AMARILLO ISD	LAMAR EL	31.2998	29.2998	2.0000	1.0000
AMARILLO ISD	LANDERGIN EL	27.5382	25.7238	1.8144	0.0000
AMARILLO ISD	LAWNDALE EL	29.1385	29.0207	0.1178	0.0000
AMARILLO ISD	LEE EL	27.9336	24.9336	3.0000	2.0000
AMARILLO ISD	MANN MIDDLE	35.9568	25.0831	10.8737	2.9998
AMARILLO ISD	MESA VERDE EL	29.8262	28.8262	1.0000	1.0000
AMARILLO ISD	NORTH HEIGHTS ALTER	13.9945	9.9514	4.0431	1.0000
AMARILLO ISD	OAK DALE EL	29.6860	27.6152	2.0708	2.0708
AMARILLO ISD	OLSEN PARK EL	22.1557	22.1557	0.0000	0.0000
AMARILLO ISD	PALO DURO H S	113.2936	94.1951	19.0985	6.3312
AMARILLO ISD	PARAMOUNT TERRACE EL	19.3918	19.3918	0.0000	0.0000
AMARILLO ISD	PLEASANT VALLEY EL	19.9191	17.5855	2.3336	2.0000
AMARILLO ISD	PUCKETT EL	21.0002	21.0002	0.0000	0.0000
AMARILLO ISD	RIDGECREST EL	26.8261	26.8261	0.0000	0.0000
AMARILLO ISD	ROGERS EL	39.8983	37.1392	2.7591	0.0000

District Name	Campus Name	Total FTE	In Field	Out of Field	No Certification
AMARILLO ISD	SAN JACINTO EL	35.4703	35.0173	0.4530	0.0533
AMARILLO ISD	SANBORN EL	31.5571	30.1556	1.4015	1.0000
AMARILLO ISD	SLEEPY HOLLOW EL	25.5802	24.5802	1.0000	1.0000
AMARILLO ISD	SOUTH GEORGIA EL	27.7352	26.7352	1.0000	1.0000
AMARILLO ISD	SOUTH LAWN EL	27.1001	26.1001	1.0000	1.0000
AMARILLO ISD	SUNRISE EL	25.1521	23.6349	1.5172	1.0000
AMARILLO ISD	TASCOSA H S	126.8725	112.6519	14.2206	4.9561
AMARILLO ISD	TRAVIS MIDDLE	61.3891	50.0418	11.3473	5.5904
AMARILLO ISD	WESTERN PLATEAU EL	25.8168	23.8989	1.9179	1.0355
AMARILLO ISD	WHITTIER EL	41.5992	39.3329	2.2663	1.1698
AMARILLO ISD	WILLS EL	23.5966	23.5966	0.0000	0.0000
AMARILLO ISD	WINDSOR EL	29.5922	29.3669	0.2253	0.0000
AMARILLO ISD	WOLFLIN EL	22.1131	22.1131	0.0000	0.0000
AMARILLO ISD	WOODLANDS ELEMENTARY	24.2674	24.2674	0.0000	0.0000
AMERICAN ACADEMY OF EXCELLENCE	AMERICAN ACADEMY OF EXCELLENCE	8.2664	0.7522	7.5142	7.4316
AMERICAN YOUTH WORKS CHARTER SCHOOL	AMERICAN YOUTH WORKS CHARTER SCHOOL	5.0114	0.5838	4.4276	4.0525
AMHERST ISD	AMHERST SCHOOL	20.5580	16.1283	4.4297	1.6670
AMIGOS POR VIDA-FRIENDS FOR LIFE	AMIGOS POR VIDA-FRIENDS FOR LIFE	21.2378	9.0010	12.2368	3.6364
ANAHUAC ISD	ANAHUAC EL	44.5694	41.8581	2.7113	1.7113
ANAHUAC ISD	ANAHUAC H S	19.5128	13.9968	5.5160	3.3507
ANAHUAC ISD	ANAHUAC MIDDLE	17.0836	12.6225	4.4611	1.0408
ANDERSON-SHIRO CONS ISD	ANDERSON-SHIRO ELEMENTARY	13.2659	12.0799	1.1860	1.0000
ANDERSON-SHIRO CONS ISD	ANDERSON-SHIRO JR/SR HIGH SCHOOL	27.1168	21.5474	5.5694	1.9998
ANDREWS ISD	ANDREWS ALTER	1.0486	0.1388	0.9098	0.0759
ANDREWS ISD	ANDREWS HIGH SCHOOL	51.5421	43.0938	8.4483	4.0856
ANDREWS ISD	ANDREWS MIDDLE SCHOOL	35.5368	29.4495	6.0873	1.7430
ANDREWS ISD	CLEARFORK EL	32.4157	28.8458	3.5699	0.4041
ANDREWS ISD	DEVONIAN ELEM	17.6004	14.3528	3.2476	1.1880
ANDREWS ISD	SAN ANDRES ELEM	16.5296	16.5296	0.0000	0.0000
ANDREWS ISD	UNDERWOOD ELEM	18.4631	16.5383	1.9248	0.9274
ANGLETON ISD	ANGLETON H S	86.7822	74.3282	12.4540	8.2535
ANGLETON ISD	ANGLETON INTERMEDIATE SCHOOL	59.6362	50.4084	9.2278	3.0001
ANGLETON ISD	ANGLETON MIDDLE SCHOOL	55.4911	48.6578	6.8333	4.0000
ANGLETON ISD	BRAZORIA CO ALTER ED CTR	4.6008	1.3858	3.2150	1.0002
ANGLETON ISD	BRAZORIA CO JUVENILE DETENTION	0.4000	0.4000	0.0000	0.0000
ANGLETON ISD	EARLY CHILDHOOD CAMPUS	37.4860	31.9305	5.5555	2.5556
ANGLETON ISD	FRONTIER EL	23.1999	22.1999	1.0000	1.0000
ANGLETON ISD	MARSHALL EDUCATION CENTER	0.3674	0.0000	0.3674	0.0909
ANGLETON ISD	NORTHSIDE EL	34.4619	34.0175	0.4444	0.4444
ANGLETON ISD	RANCHO ISABELLA EL	27.1998	26.1997	1.0001	1.0001
ANGLETON ISD	SOUTHSIDE EL	26.1998	25.1998	1.0000	1.0000
ANGLETON ISD	STUDENT ALTERNATIVE CTR	4.6125	2.1554	2.4571	1.2121
ANGLETON ISD	WESTSIDE EL	20.3814	20.3814	0.0000	0.0000
ANNA ISD	ANNA EL	46.3318	43.3381	2.9937	0.9840
ANNA ISD	ANNA H S	26.7565	18.9661	7.7904	3.8333
ANNA ISD	ANNA MIDDLE	24.9272	17.6148	7.3124	3.0000
ANSON ISD	ANSON EL	26.2124	25.9864	0.2260	0.0000
ANSON ISD	ANSON H S	16.5177	12.6149	3.9028	3.1769
ANSON ISD	ANSON MIDDLE	19.0555	17.0206	2.0349	1.7015
ANTHONY	ANTHONY EL	25.5320	23.3676	2.1644	0.0000
ANTHONY	ANTHONY H S	11.9170	7.5827	4.3343	3.3334

District Name	Campus Name	Total FTE	In Field	Out of Field	No Certification
ANTHONY	ANTHONY MIDDLE SCHOOL	12.8049	9.8420	2.9629	1.0000
ANTON ISD	ANTON EL	16.2204	16.2204	0.0000	0.0000
ANTON ISD	ANTON H S	12.9500	10.6205	2.3295	0.0000
APPLE SPRINGS ISD	APPLE SPRINGS EL	8.9150	7.9209	0.9941	0.6815
APPLE SPRINGS ISD	APPLE SPRINGS H S	11.3578	7.9491	3.4087	2.1787
AQUILLA ISD	AQUILLA SCHOOL	14.9501	10.1508	4.7993	2.7424
ARANSAS COUNTY ISD	FULTON 4-5 LEARNING CENTER	35.1047	34.1047	1.0000	0.0000
ARANSAS COUNTY ISD	LITTLE BAY PRIMARY SCHOOL	18.9998	17.9998	1.0000	0.0000
ARANSAS COUNTY ISD	LIVEOAK 1-3 LEARNING CENTER	48.1586	45.8417	2.3169	2.0000
ARANSAS COUNTY ISD	ROCKPORT-FULTON H S	56.5255	43.4047	13.1208	7.5249
ARANSAS COUNTY ISD	ROCKPORT-FULTON MIDDLE SCHOOL	45.1237	33.0780	12.0457	5.7587
ARANSAS PASS ISD	A C BLUNT MIDDLE SCHOOL	18.0639	14.2758	3.7881	0.8993
ARANSAS PASS ISD	ARANSAS PASS HIGH SCHOOL	25.9013	23.5314	2.3699	0.1214
ARANSAS PASS ISD	CHARLIE MARSHALL ELEMENTARY	21.9756	20.2331	1.7425	1.7425
ARANSAS PASS ISD	H T FAULK EARLY CHILDHOOD SCHOOL	25.8426	22.3426	3.5000	1.0000
ARANSAS PASS ISD	W A KIEBERGER ELEMENTARY	20.2155	15.7021	4.5134	3.5134
ARCHER CITY ISD	ARCHER CITY EL	21.2504	18.0869	3.1635	2.1635
ARCHER CITY ISD	ARCHER CITY H S	24.1679	15.2871	8.8808	2.8366
ARGYLE ISD	ARGYLE ELEMENTARY SCHOOL	48.0004	46.0004	2.0000	1.0000
ARGYLE ISD	ARGYLE HIGH SCHOOL	22.6163	17.4361	5.1802	3.2400
ARGYLE ISD	ARGYLE MIDDLE SCHOOL	23.8745	18.0657	5.8088	2.8588
ARLINGTON CLASSICS ACADEMY	ARLINGTON CLASSICS ACADEMY	25.0014	16.5837	8.4177	8.0001
ARLINGTON ISD	AMOS EL	32.2766	26.4000	5.8766	1.7918
ARLINGTON ISD	ARLINGTON H S	143.4118	116.9688	26.4430	14.4965
ARLINGTON ISD	ASHWORTH EL	38.3690	36.3690	2.0000	2.0000
ARLINGTON ISD	ATHERTON EL	57.1583	47.8813	9.2770	6.1959
ARLINGTON ISD	BAILEY J H	55.7009	46.5397	9.1612	3.9998
ARLINGTON ISD	BARNETT J H	71.1312	47.2487	23.8825	12.8826
ARLINGTON ISD	BEBENSEE EL	46.4610	41.6532	4.8078	3.0003
ARLINGTON ISD	BECKHAM ELEMENTARY	39.1813	36.1080	3.0733	1.4999
ARLINGTON ISD	BERRY EL	41.4347	37.4347	4.0000	1.0000
ARLINGTON ISD	BLANTON EL	38.9223	33.6992	5.2231	3.5001
ARLINGTON ISD	BOLES J H	48.2806	40.9444	7.3362	0.0000
ARLINGTON ISD	BOWIE H S	160.6304	133.9097	26.7207	11.9737
ARLINGTON ISD	BRYANT EL	42.8871	39.8872	2.9999	2.9999
ARLINGTON ISD	BURGIN EL	52.2614	49.3684	2.8930	1.8930
ARLINGTON ISD	BUTLER EL	37.3899	36.3054	1.0845	0.0000
ARLINGTON ISD	CARTER J H	50.9867	48.3816	2.6051	1.3792
ARLINGTON ISD	COREY EL	47.4334	45.1434	2.2900	0.8827
ARLINGTON ISD	CROUCH EL	42.1944	39.7544	2.4400	2.0004
ARLINGTON ISD	CROW EL	32.9535	28.9535	4.0000	4.0000
ARLINGTON ISD	DITTO EL	38.2505	36.8045	1.4460	0.0000
ARLINGTON ISD	DUFF EL	34.0988	30.2864	3.8124	2.0000
ARLINGTON ISD	DUNN EL	39.2058	35.7598	3.4460	2.0000
ARLINGTON ISD	FERGUSON J H	39.4652	26.7378	12.7274	4.5831
ARLINGTON ISD	FITZGERALD EL	38.9827	37.2394	1.7433	1.7433
ARLINGTON ISD	FOSTER EL	39.2340	36.7164	2.5176	0.0714
ARLINGTON ISD	GOODMAN EL	36.3816	34.9305	1.4511	1.3103
ARLINGTON ISD	GUNN J H	35.7233	27.7490	7.9743	3.0948
ARLINGTON ISD	HILL EL	37.3339	35.7629	1.5710	0.0000
ARLINGTON ISD	HOMEBOUND	1.0000	1.0000	0.0000	0.0000
ARLINGTON ISD	HUTCHESON J H	55.4258	39.4254	16.0004	7.5003
ARLINGTON ISD	J M FARRELL EL	45.5219	41.2009	4.3210	1.0000
ARLINGTON ISD	JANE ELLIS EL	46.3523	42.5341	3.8182	3.8182

District Name	Campus Name	Total FTE	In Field	Out of Field	No Certification
ARLINGTON ISD	JOHNS EL	53.5728	50.0728	3.5000	3.5000
ARLINGTON ISD	KEY EL	33.7676	32.0444	1.7232	1.0002
ARLINGTON ISD	KNOX ELEMENTARY	35.3479	27.1601	8.1878	4.0000
ARLINGTON ISD	KOOKEN ED CTR	17.0000	14.0000	3.0000	1.0000
ARLINGTON ISD	LAMAR H S	173.1534	145.9082	27.2452	12.6315
ARLINGTON ISD	LARSON EL	42.5864	39.7094	2.8770	2.8770
ARLINGTON ISD	LITTLE EL	43.4712	41.6637	1.8075	0.0000
ARLINGTON ISD	LYNN HALE EL	37.8048	34.8048	3.0000	0.0000
ARLINGTON ISD	MARTIN H S	164.4083	149.7231	14.6852	6.8514
ARLINGTON ISD	MARY MOORE EL	39.1634	37.6241	1.5393	0.0000
ARLINGTON ISD	MILLER EL	49.0358	46.2136	2.8222	2.0002
ARLINGTON ISD	MORTON EL	55.4664	44.5359	10.9305	8.9305
ARLINGTON ISD	NEWCOMER CENTER	25.3077	17.6017	7.7060	0.5001
ARLINGTON ISD	NICHOLS J H	71.1832	56.6071	14.5761	8.3115
ARLINGTON ISD	OUSLEY J H	45.7431	40.0821	5.6610	4.0005
ARLINGTON ISD	PEARCY EL	38.8141	34.7293	4.0848	2.0001
ARLINGTON ISD	POPE EL	36.3391	35.3391	1.0000	1.0000
ARLINGTON ISD	RANKIN EL	43.6015	40.6710	2.9305	2.9305
ARLINGTON ISD	REMYNSE ELEMENTARY	39.4929	34.8277	4.6652	3.0000
ARLINGTON ISD	ROARK EL	43.3557	39.9262	3.4295	2.3450
ARLINGTON ISD	ROQUEMORE EL	39.2847	35.8872	3.3975	1.9998
ARLINGTON ISD	SAM HOUSTON H S	189.0443	160.0156	29.0287	17.0255
ARLINGTON ISD	SEGUIN H S	104.1403	80.8223	23.3180	10.2175
ARLINGTON ISD	SHACKELFORD J H	43.0592	34.0253	9.0339	2.9908
ARLINGTON ISD	SHERROD EL	49.8685	48.0891	1.7794	0.0000
ARLINGTON ISD	SHORT EL	35.7267	32.6077	3.1190	3.1190
ARLINGTON ISD	SOUTH DAVIS EL	39.2078	37.2218	1.9860	1.9860
ARLINGTON ISD	SPEER EL	51.3975	44.9999	6.3976	4.1119
ARLINGTON ISD	STARRETT EL	42.3270	39.3270	3.0000	3.0000
ARLINGTON ISD	SWIFT EL	37.1088	34.6894	2.4194	0.9734
ARLINGTON ISD	THORNTON EL	53.4995	48.0747	5.4248	2.7755
ARLINGTON ISD	TOMMIE WILLIAMS EL	55.5195	51.4346	4.0849	1.0001
ARLINGTON ISD	TURNING POINT ALTER H S	13.1159	8.8841	4.2318	2.2273
ARLINGTON ISD	TURNING POINT ALTER J H	19.0002	12.9402	6.0600	1.0000
ARLINGTON ISD	TURNING POINT ALTERNATIVE ELEM	5.5000	4.5000	1.0000	1.0000
ARLINGTON ISD	VENTURE ALTER H S	17.2403	11.8794	5.3609	0.6713
ARLINGTON ISD	WEBB EL	59.1037	53.9776	5.1261	4.0002
ARLINGTON ISD	WEST EL	43.5873	41.1413	2.4460	0.0000
ARLINGTON ISD	WIMBISH EL	35.1220	33.4923	1.6297	0.0000
ARLINGTON ISD	WOOD EL	49.3615	44.1921	5.1694	3.0004
ARLINGTON ISD	WORKMAN J H	46.0890	35.9830	10.1060	1.8830
ARLINGTON ISD	YOUNG J H	52.6402	39.0604	13.5798	6.5793
ARP ISD	ARP EL	30.1533	29.6164	0.5369	0.1525
ARP ISD	ARP H S	26.2281	19.8954	6.3327	3.4963
ARP ISD	ARP J H	15.6414	12.6989	2.9425	2.1813
ASPERMONT ISD	ASPERMONT EL	11.3146	10.9705	0.3441	0.0000
ASPERMONT ISD	ASPERMONT HS	11.3186	7.7773	3.5413	0.0000
ATHENS ISD	ATHENS ANNEX	7.5000	5.5000	2.0000	2.0000
ATHENS ISD	ATHENS H S	70.4742	52.4844	17.9898	12.2059
ATHENS ISD	ATHENS INT	36.1685	32.1685	4.0000	4.0000
ATHENS ISD	ATHENS MIDDLE	34.7923	28.4892	6.3031	3.0005
ATHENS ISD	BEL AIR EL	37.1666	24.6666	12.5000	8.0000
ATHENS ISD	R C FISHER CAMPUS	20.1319	19.1319	1.0000	0.0000
ATHENS ISD	SOUTH ATHENS EL	34.1685	25.1685	9.0000	7.0000
ATLANTA ISD	ATLANTA EL	27.0417	27.0417	0.0000	0.0000

District Name	Campus Name	Total FTE	In Field	Out of Field	No Certification
ATLANTA ISD	ATLANTA H S	33.3597	25.3266	8.0331	4.4604
ATLANTA ISD	ATLANTA MIDDLE	28.3602	20.1488	8.2114	3.9997
ATLANTA ISD	ATLANTA PRI	38.1163	34.1163	4.0000	2.0000
ATLANTA ISD	CORRECTIVE BEHAVIOR CTR SHARED SERVICE	1.0000	1.0000	0.0000	0.0000
ATLANTA ISD	ARRANGEMENTS	1.1349	1.1349	0.0000	0.0000
AUBREY ISD	AUBREY EL	23.3963	21.8222	1.5741	1.4333
AUBREY ISD	AUBREY H S	21.2540	17.2361	4.0179	2.7211
AUBREY ISD	AUBREY MIDDLE	18.0769	14.2677	3.8092	1.2907
AUSTIN CAN ACADEMY CHARTER SCHOOL	AUSTIN CAN ACADEMY CHARTER SCHOOL	18.0005	4.9998	13.0007	10.0009
AUSTIN ISD	AKINS HIGH SCHOOL	92.5215	79.1617	13.3598	8.8230
AUSTIN ISD	ALLAN EL	32.8235	28.6568	4.1667	1.0000
AUSTIN ISD	ALLISON EL	35.4782	31.7662	3.7120	2.0000
AUSTIN ISD	AMERICO PAREDES MIDDLE SCHOOL	79.5079	63.0334	16.4745	11.8839
AUSTIN ISD	ANDERSON H S	94.7544	87.1655	7.5889	5.0719
AUSTIN ISD	ANDREWS EL	43.3620	37.5010	5.8610	3.8610
AUSTIN ISD	AUSTIN H S	102.6410	92.7339	9.9071	2.6462
AUSTIN ISD	AUSTIN ST HOSPITAL	6.0000	6.0000	0.0000	0.0000
AUSTIN ISD	BAILEY MIDDLE	65.9675	59.1895	6.7780	3.5026
AUSTIN ISD	BARRINGTON EL	53.6791	41.8931	11.7860	7.0001
AUSTIN ISD	BARTON HILLS EL	24.7979	21.7976	3.0003	2.0000
AUSTIN ISD	BECKER EL	21.5002	20.1602	1.3400	1.0000
AUSTIN ISD	BEDICHEK MIDDLE	59.0664	49.6533	9.4131	4.4095
AUSTIN ISD	BERNICE HART EL	56.7899	39.8427	16.9472	9.9225
AUSTIN ISD	BERTHA CASEY ELEMENTARY	60.4101	56.4096	4.0005	4.0005
AUSTIN ISD	BLACKSHEAR EL	25.1846	18.5956	6.5890	4.6952
AUSTIN ISD	BLANTON EL	43.0007	35.2560	7.7447	3.0000
AUSTIN ISD	BOONE EL	40.5181	39.5181	1.0000	0.0000
AUSTIN ISD	BOWIE H S	130.5376	113.0877	17.4499	7.8343
AUSTIN ISD	BRENTWOOD EL	30.1966	27.1218	3.0748	2.9572
AUSTIN ISD	BROOKE EL	29.2023	27.1189	2.0834	1.0000
AUSTIN ISD	BROWN EL	39.0008	34.0008	5.0000	4.0000
AUSTIN ISD	BRYKER WOODS EL	29.5008	26.3579	3.1429	2.0001
AUSTIN ISD	BURNET MIDDLE	74.2647	61.5251	12.7396	7.6435
AUSTIN ISD	CAMPBELL EL	29.3770	24.9985	4.3785	3.8770
AUSTIN ISD	CASIS EL	45.9759	41.4048	4.5711	4.5711
AUSTIN ISD	CLINT SMALL MIDDLE SCHOOL	60.4729	53.6173	6.8556	1.6666
AUSTIN ISD	COOK EL	65.0642	58.0994	6.9648	3.0000
AUSTIN ISD	COVINGTON MIDDLE	49.7567	43.6517	6.1050	2.5829
AUSTIN ISD	COWAN ELEMENTARY	34.4836	34.4836	0.0000	0.0000
AUSTIN ISD	CROCKETT H S	100.4957	88.2056	12.2901	4.9659
AUSTIN ISD	CUNNINGHAM EL	43.2814	35.1627	8.1187	5.0000
AUSTIN ISD	DAVIS EL	42.8086	40.8086	2.0000	2.0000
AUSTIN ISD	DAWSON EL	31.5004	26.1670	5.3334	4.0000
AUSTIN ISD	DILL-ELEMENTARY ALC	7.2496	6.0000	1.2496	1.0000
AUSTIN ISD	DISTRICT ADMINISTRATION	24.1985	22.3750	1.8235	1.8235
AUSTIN ISD	DOBIE MIDDLE	58.9420	44.7700	14.1720	7.5758
AUSTIN ISD	DOSS EL	41.5009	41.5009	0.0000	0.0000
AUSTIN ISD	FULMORE MIDDLE	68.3146	55.8338	12.4808	4.4001
AUSTIN ISD	GALINDO EL	58.1954	51.4519	6.7435	2.9090
AUSTIN ISD	GONZALO INDEPENDENCE H S GARZA	18.7788	11.9405	6.8383	1.5728
AUSTIN ISD	GOVALLE EL	33.3754	31.7086	1.6668	0.0000
AUSTIN ISD	GRAHAM EL	46.2171	37.3596	8.8575	8.0001
AUSTIN ISD	GULLETT EL	32.5008	30.5008	2.0000	1.0000
AUSTIN ISD	HARRIS EL	39.5443	33.8010	5.7433	5.7433

District Name	Campus Name	Total FTE	In Field	Out of Field	No Certification
AUSTIN ISD	HERMELINDA RODRIQUEZ ELEMENTARY	56.4398	44.6810	11.7588	4.2649
AUSTIN ISD	HIGHLAND PARK EL	33.5592	33.4416	0.1176	0.0000
AUSTIN ISD	HILL EL	43.9852	42.0010	1.9842	1.9842
AUSTIN ISD	HOUSTON EL	63.0917	51.1823	11.9094	5.8396
AUSTIN ISD	JOE DAN MILLS EL	60.2596	60.2596	0.0000	0.0000
AUSTIN ISD	JOHNSON H S	94.3668	75.6558	18.7110	11.9265
AUSTIN ISD	JOHNSTON H S	47.9634	34.8629	13.1005	7.8141
AUSTIN ISD	JORDAN EL	49.3880	36.5505	12.8375	7.0000
AUSTIN ISD	JOSLIN EL	33.0008	30.8796	2.1212	2.0000
AUSTIN ISD	KEALING J H	81.9403	72.6282	9.3121	4.3936
AUSTIN ISD	KIKER EL	59.3728	58.3728	1.0000	0.0000
AUSTIN ISD	KOCUREK EL	47.5985	43.8586	3.7399	1.9305
AUSTIN ISD	LAMAR MIDDLE	46.1951	42.8101	3.3850	1.3505
AUSTIN ISD	LANGFORD EL	59.2330	56.1777	3.0553	1.8235
AUSTIN ISD	LANIER H S	94.1291	77.9867	16.1424	9.0367
AUSTIN ISD	LEADERSHIP ACADEMY	5.2445	3.4626	1.7819	1.0000
AUSTIN ISD	LEE EL	26.5004	26.5004	0.0000	0.0000
AUSTIN ISD	LINDER EL	53.8672	43.3812	10.4860	7.0002
AUSTIN ISD	MAPLEWOOD EL	30.0007	24.6478	5.3529	5.0000
AUSTIN ISD	MARTIN MIDDLE	57.2242	49.3304	7.8938	5.2551
AUSTIN ISD	MATHEWS EL	30.1445	27.5018	2.6427	0.6427
AUSTIN ISD	MCBEE ELEMENTARY	55.0675	43.4384	11.6291	3.0000
AUSTIN ISD	MCCALLUM H S	70.9704	63.1944	7.7760	1.8144
AUSTIN ISD	MENCHACA EL	51.8776	48.5918	3.2858	2.0000
AUSTIN ISD	MENDEZ MIDDLE	55.1495	38.3139	16.8356	10.8073
AUSTIN ISD	METZ EL	39.9099	33.2863	6.6236	4.0000
AUSTIN ISD	MURCHISON MIDDLE	66.7528	61.8284	4.9244	4.5997
AUSTIN ISD	NORMAN EL	39.4099	30.3382	9.0717	5.0000
AUSTIN ISD	O HENRY MIDDLE	44.4416	37.8065	6.6351	4.1230
AUSTIN ISD	OAK HILL EL	54.0010	54.0010	0.0000	0.0000
AUSTIN ISD	OAK SPRINGS EL	27.7225	20.8256	6.8969	5.0000
AUSTIN ISD	ODOM EL	48.0000	45.0000	3.0000	2.0000
AUSTIN ISD	ORTEGA EL	25.1598	19.0987	6.0611	4.5000
AUSTIN ISD	PALM EL	62.0010	53.4526	8.5484	4.0006
AUSTIN ISD	PATTON EL	47.9938	47.9938	0.0000	0.0000
AUSTIN ISD	PEARCE MIDDLE	56.1295	43.1999	12.9296	5.9998
AUSTIN ISD	PEASE EL	18.8983	17.5277	1.3706	1.0003
AUSTIN ISD	PECAN SPRINGS EL	42.0007	35.3815	6.6192	6.0000
AUSTIN ISD	PHOENIX ACADEMY	3.4630	3.2130	0.2500	0.0000
AUSTIN ISD	PICKLE ELEMENTARY	46.9788	41.4619	5.5169	2.9787
AUSTIN ISD	PILLOW EL	36.9844	36.9844	0.0000	0.0000
AUSTIN ISD	PLEASANT HILL EL	46.4297	39.6008	6.8289	5.8289
AUSTIN ISD	PORTER MIDDLE	41.8413	34.7495	7.0918	4.5571
AUSTIN ISD	REAGAN H S	61.7542	44.8897	16.8645	9.8384
AUSTIN ISD	REILLY EL	22.4098	18.5007	3.9091	3.9091
AUSTIN ISD	RIDGETOP EL	22.9642	17.7270	5.2372	2.0000
AUSTIN ISD	ROSEDALE	16.0000	16.0000	0.0000	0.0000
AUSTIN ISD	SANCHEZ EL	47.1083	39.1814	7.9269	7.0000
AUSTIN ISD	SECONDARY ALTERNATIVE LEARNING CENTER	21.6627	13.8178	7.8449	3.6234
AUSTIN ISD	SIMS EL	32.5675	30.8339	1.7336	1.5669
AUSTIN ISD	ST ELMO EL	33.0009	30.0009	3.0000	1.0000
AUSTIN ISD	SUMMITT EL	39.5010	39.5010	0.0000	0.0000
AUSTIN ISD	SUNSET VALLEY EL	39.0005	32.6540	6.3465	2.0000
AUSTIN ISD	TIMY BARANOFF ELEMENTARY	48.0014	46.8585	1.1429	0.0000
AUSTIN ISD	TRAVIS COUNTY JUVENILE	5.0000	5.0000	0.0000	0.0000

District Name	Campus Name	Total FTE	In Field	Out of Field	No Certification
	DETENTION CENTER				
AUSTIN ISD	TRAVIS H S	88.9186	75.8068	13.1118	5.0000
AUSTIN ISD	TRAVIS HTS EL	38.7709	37.7709	1.0000	1.0000
AUSTIN ISD	WALNUT CREEK EL	73.8111	60.8444	12.9667	5.0000
AUSTIN ISD	WEBB MIDDLE	56.2710	44.3693	11.9017	6.8343
AUSTIN ISD	WIDEN EL	53.5012	45.9652	7.5360	5.0000
AUSTIN ISD	WILLIAMS EL	47.8344	44.3582	3.4762	3.0000
AUSTIN ISD	WINN EL	46.5941	33.3113	13.2828	11.7112
AUSTIN ISD	WOOLDRIDGE EL	54.6903	42.5317	12.1586	7.4118
AUSTIN ISD	WOOTEN EL	40.0005	27.2836	12.7169	9.0000
AUSTIN ISD	ZAVALA EL	36.4674	34.0291	2.4383	2.0000
AUSTIN ISD	ZILKER EL	40.5004	37.3337	3.1667	0.0000
AUSTWELL-TIVOLI ISD	AUSTWELL-TIVOLI EL	7.4752	6.8246	0.6506	0.5834
AUSTWELL-TIVOLI ISD	AUSTWELL-TIVOLI H S	7.8653	5.8694	1.9959	0.8946
AVALON ISD	AVALON SCHOOL	15.9900	11.6086	4.3814	1.4116
AVERY ISD	AVERY EL	12.7436	11.7254	1.0182	0.0000
AVERY ISD	AVERY H S	8.2984	6.4235	1.8749	0.1564
AVERY ISD	AVERY MIDDLE	8.6429	6.2825	2.3604	0.7030
AVINGER ISD	AVINGER EL	7.6503	6.5678	1.0825	1.0000
AVINGER ISD	AVINGER H S	8.9180	6.3815	2.5365	0.9999
AXTELL ISD	AXTELL EL	29.3423	27.6186	1.7237	1.0000
AXTELL ISD	AXTELL H S	18.7835	15.7002	3.0833	1.1000
AXTELL ISD	AXTELL MIDDLE SCHOOL	12.2177	10.1343	2.0834	0.9000
AXTELL ISD	METHODIST HOME BOYS RANCH	7.0000	6.0000	1.0000	0.0000
AXTELL ISD	WACO CTR FOR YOUTH	7.0000	6.0000	1.0000	0.0000
AZLE ISD	AZLE EL	28.9996	27.9996	1.0000	1.0000
AZLE ISD	AZLE H S	98.3634	73.5567	24.8067	7.0713
AZLE ISD	AZLE J H SOUTH	32.2984	26.2180	6.0804	3.2467
AZLE ISD	CROSS TIMBERS EL	27.2606	25.9399	1.3207	1.0000
AZLE ISD	DISTRICT ADMINISTRATION	1.0000	1.0000	0.0000	0.0000
AZLE ISD	EAGLE HEIGHTS EL	32.0231	30.8231	1.2000	1.0000
AZLE ISD	LIBERTY EL	29.0000	27.0000	2.0000	2.0000
AZLE ISD	SANTO J FORTE JUNIOR HIGH SCHOOL	30.7893	20.0763	10.7130	3.3182
AZLE ISD	SILVER CREEK EL	34.9291	31.5257	3.4034	3.0000
AZLE ISD	W E HOOVER EL	24.3333	23.9999	0.3334	0.3334
AZLE ISD	WALNUT CREEK EL	28.7893	25.9559	2.8334	1.0000
AZLEWAY CHARTER SCHOOL	AZLEWAY CHARTER SCHOOL	10.3850	4.3620	6.0230	1.9350
BAIRD ISD	BAIRD EL	15.2868	14.1177	1.1691	1.1691
BAIRD ISD	BAIRD H S	13.0887	9.1123	3.9764	1.3208
BALLINGER ISD	BALLINGER ELEMENTARY	30.8875	30.7341	0.1534	0.0352
BALLINGER ISD	BALLINGER H S	24.4876	20.2987	4.1889	1.0216
BALLINGER ISD	BALLINGER J H	20.0820	14.1692	5.9128	0.8460
BALMORHEA ISD	BALMORHEA SCHOOL	20.3182	10.8575	9.4607	6.0000
BANDERA ISD	ALKEK EL	46.7152	45.7150	1.0002	0.0000
BANDERA ISD	BANDERA H S	48.6871	43.3958	5.2913	1.0000
BANDERA ISD	BANDERA MIDDLE	32.4392	31.8486	0.5906	0.0000
BANDERA ISD	HILL COUNTRY EL	39.6690	37.1720	2.4970	1.0000
BANGS ISD	BANGS H S	27.4651	22.0538	5.4113	2.7150
BANGS ISD	BANGS MIDDLE SCHOOL	19.8012	13.6253	6.1759	2.0002
BANGS ISD	J B STEPHENS EL	37.2611	35.1481	2.1130	2.0000
BANQUETE ISD	BANQUETE EL	27.3050	27.3050	0.0000	0.0000
BANQUETE ISD	BANQUETE H S	17.2941	13.5301	3.7640	1.5724
BANQUETE ISD	BANQUETE J H	15.1745	10.2111	4.9634	0.9999
BARBERS HILL ISD	BARBERS HILL ELEMENTARY	48.1531	47.7189	0.4342	0.0000
BARBERS HILL ISD	BARBERS HILL H S	61.7292	56.7843	4.9449	1.1546

District Name	Campus Name	Total FTE	In Field	Out of Field	No Certification
BARBERS HILL ISD	BARBERS HILL INT	35.7691	34.5609	1.2082	0.2778
BARBERS HILL ISD	BARBERS HILL MIDDLE	36.9700	30.0358	6.9342	2.4855
BARBERS HILL ISD	BARBERS HILL PRI	39.0000	38.0000	1.0000	0.0000
BARTLETT ISD	BARTLETT EL	21.7249	16.5264	5.1985	3.2492
BARTLETT ISD	BARTLETT H S	16.7648	7.1515	9.6133	2.7505
BASTROP ISD	BASTROP H S	120.6710	88.4174	32.2536	13.6366
BASTROP ISD	BASTROP INTERMEDIATE	34.5729	29.7386	4.8343	1.8424
BASTROP ISD	BASTROP MIDDLE	36.9425	27.8329	9.1096	0.8320
BASTROP ISD	CEDAR CREEK ELEMENTARY	38.9816	34.7402	4.2414	4.0000
BASTROP ISD	CEDAR CREEK INTERMEDIATE/MIDDLE SCHOOL	37.1642	21.4009	15.7633	6.9998
BASTROP ISD	EMILE ELEMENTARY	36.8219	35.8148	1.0071	0.0000
BASTROP ISD	GATEWAY SCH	6.4498	5.5788	0.8710	0.0000
BASTROP ISD	MINA ELEMENTARY	37.6782	33.4782	4.2000	2.0000
BASTROP ISD	RED ROCK ELEMENTARY	37.5828	33.1523	4.4305	2.0000
BAY AREA CHARTER SCHOOL	BAY AREA CHARTER ELEMENTARY	11.1288	4.1017	7.0271	5.3907
BAY AREA CHARTER SCHOOL	ED WHITE MEMORIAL HIGH SCHOOL	6.9877	0.3459	6.6418	6.3423
BAY CITY ISD	BAY CITY H S	93.0191	69.1199	23.8992	13.8505
BAY CITY ISD	BAY CITY J H	48.7645	25.8153	22.9492	10.4283
BAY CITY ISD	BAY CITY MIDDLE SCHOOL	28.9254	24.2947	4.6307	2.8982
BAY CITY ISD	CHERRY EL	21.1393	18.5443	2.5950	1.0950
BAY CITY ISD	HOLMES EL	32.9791	28.9791	4.0000	2.0000
BAY CITY ISD	MCALLISTER J H	29.4941	26.4936	3.0005	3.0005
BAY CITY ISD	ROBERTS ELEMENTARY	26.4346	23.5060	2.9286	2.0000
BEATRICE MAYES INSTITUTE CHARTER SCHOOL	BEATRICE MAYES INSTITUTE CHARTER SCHOOL	17.1512	0.0000	17.1512	17.1512
BEAUMONT ISD	AMELIA EL	29.8875	28.7520	1.1355	0.0000
BEAUMONT ISD	AUSTIN MIDDLE	37.9847	30.2576	7.7271	1.9998
BEAUMONT ISD	BINGMAN EL	22.4999	21.2499	1.2500	0.0000
BEAUMONT ISD	BLANCHETTE EL	22.0010	18.8710	3.1300	1.0002
BEAUMONT ISD	CALDWOOD EL	48.9216	46.7287	2.1929	1.0002
BEAUMONT ISD	CENTRAL SENIOR H S	82.6221	54.1490	28.4731	14.2757
BEAUMONT ISD	CURTIS EL	31.5540	30.4288	1.1252	1.0002
BEAUMONT ISD	DISHMAN EL	38.0048	36.8848	1.1200	0.0000
BEAUMONT ISD	DISTRICT ADMINISTRATION	3.0000	3.0000	0.0000	0.0000
BEAUMONT ISD	DUNBAR EL	33.0008	27.0004	6.0004	4.0004
BEAUMONT ISD	FEHL EL	24.4820	20.3565	4.1255	4.0005
BEAUMONT ISD	FIELD EL	23.1649	21.8617	1.3032	1.0002
BEAUMONT ISD	FLETCHER EL	41.6313	39.6485	1.9828	1.7809
BEAUMONT ISD	FRENCH EL	28.5632	21.8786	6.6846	5.5615
BEAUMONT ISD	GUESS EL	48.0851	44.1777	3.9074	2.0003
BEAUMONT ISD	HOMER DR EL	36.9214	32.9209	4.0005	3.0003
BEAUMONT ISD	LUCAS EL	29.0023	27.8771	1.1252	0.0000
BEAUMONT ISD	M L KING MIDDLE	31.8816	22.0262	9.8554	9.0400
BEAUMONT ISD	MARSHALL MIDDLE	40.0881	32.3127	7.7754	2.8500
BEAUMONT ISD	MARTIN EL	40.0801	36.9549	3.1252	1.0002
BEAUMONT ISD	ODOM MIDDLE	55.7348	44.0924	11.6424	6.6212
BEAUMONT ISD	OGDEN EL	24.9270	23.9270	1.0000	1.0000
BEAUMONT ISD	OZEN H S	103.9364	63.6886	40.2478	24.1385
BEAUMONT ISD	PATHWAYS LEARNING CTR	9.7455	3.5319	6.2136	4.3097
BEAUMONT ISD	PAUL A BROWN ALTERNATIVE CENTER	14.3243	6.6486	7.6757	3.1414
BEAUMONT ISD	PIETZSCH/MAC ARTHUR EL	63.7035	60.6884	3.0151	0.7807
BEAUMONT ISD	PRICE EL	23.3951	19.3786	4.0165	3.8934
BEAUMONT ISD	REGINA HOWELL EL	42.0037	40.7537	1.2500	0.0000

District Name	Campus Name	Total FTE	In Field	Out of Field	No Certification
BEAUMONT ISD	SMITH MIDDLE	33.2869	24.9298	8.3571	4.3330
BEAUMONT ISD	SOUTH PARK MIDDLE	38.8679	30.2711	8.5968	5.0007
BEAUMONT ISD	SOUTHERLAND PK	30.7701	25.0000	5.7701	3.7701
BEAUMONT ISD	VINCENT MIDDLE	50.6668	44.9725	5.6943	3.4316
BEAUMONT ISD	WEST BROOK SR H S	139.8143	111.0065	28.8078	14.7048
BECKVILLE ISD	BECKVILLE JR-SR HIGH SCHOOL	18.3809	8.2147	10.1662	4.0001
BECKVILLE ISD	BECKVILLE SUNSET ELEMENTARY	17.8631	17.8631	0.0000	0.0000
BEEVILLE ISD	A C JONES HIGH SCHOOL	61.5862	51.4903	10.0959	4.5258
BEEVILLE ISD	FADDEN-MCKEOWN-CHAMBLISS ELEMENTARY	26.5797	26.5797	0.0000	0.0000
BEEVILLE ISD	LEARNING RESOURCE CENTER	5.6221	3.1227	2.4994	0.0000
BEEVILLE ISD	MADDERRA-FLOURNOY EL	20.2659	20.2659	0.0000	0.0000
BEEVILLE ISD	MORENO J H	35.0099	28.0383	6.9716	2.6881
BEEVILLE ISD	R A HALL ELEMENTARY	24.2278	24.2278	0.0000	0.0000
BEEVILLE ISD	THOMAS JEFFERSON INT	34.7813	32.7813	2.0000	1.0000
BEEVILLE ISD	TYLER EL	20.4328	19.4328	1.0000	1.0000
BELLEVUE ISD	BELLEVUE SCHOOL	13.5449	10.7721	2.7728	1.5152
BELLS ISD	BELLS EL	32.2696	31.1267	1.1429	0.0000
BELLS ISD	BELLS H S	22.2338	17.6357	4.5981	0.9136
BELLS ISD	PRITCHARD J H	13.9408	11.7686	2.1722	1.0000
BELLVILLE ISD	BELLVILLE H S	38.9559	30.0050	8.9509	5.5207
BELLVILLE ISD	BELLVILLE J H	35.0458	27.8096	7.2362	1.6725
BELLVILLE ISD	O'BRYANT INT	18.3225	16.2056	2.1169	2.0081
BELLVILLE ISD	O'BRYANT PRIMARY	38.4125	32.7353	5.6772	4.3190
BELLVILLE ISD	SPICER ALTER ED CTR	2.0000	2.0000	0.0000	0.0000
BELLVILLE ISD	WEST END EL	14.7882	12.4205	2.3677	2.0004
BELTON ISD	BELTON H S	121.8956	110.2375	11.6581	5.8502
BELTON ISD	BELTON MIDDLE	61.4041	50.3187	11.0854	6.3040
BELTON ISD	HENRY T WASKOW LEADERSHIP ACADEMY	8.3504	7.0359	1.3145	0.0000
BELTON ISD	JOE M PIRTLE ELEMENTARY	44.0546	42.5760	1.4786	0.9786
BELTON ISD	LAKWOOD EL	40.5579	39.7024	0.8555	0.8555
BELTON ISD	LEON HEIGHTS EL	20.1229	18.0638	2.0591	1.9091
BELTON ISD	MILLER HEIGHTS EL	27.1151	26.1953	0.9198	0.9198
BELTON ISD	SOUTHWEST EL	28.5737	24.6178	3.9559	2.0000
BELTON ISD	SPARTA EL	35.9704	34.0774	1.8930	1.8930
BEN BOLT-PALITO BLANCO CISD	BEN BOLT-PAL BLANCO H S	15.2514	12.1566	3.0948	1.2502
BEN BOLT-PALITO BLANCO CISD	BEN BOLT MIDDLE SCHOOL	15.7379	10.3876	5.3503	2.8502
BEN BOLT-PALITO BLANCO CISD	PALITO BLANCO EL	14.5102	11.2710	3.2392	2.0000
BENAVIDES ISD	BENAVIDES ELEMENTARY-J H	18.9524	16.2858	2.6666	2.6666
BENAVIDES ISD	BENAVIDES H S	17.3479	11.6614	5.6865	4.3341
BENJAMIN ISD	BENJAMIN SCHOOL	10.5002	7.7555	2.7447	1.0004
BENJI'S SPECIAL EDUCATIONAL ACADEMY	BENJI'S SPECIAL EDUCATIONAL ACADEMY	16.4032	0.7960	15.6072	15.4406
BEXAR COUNTY ACADEMY	BEXAR COUNTY ACADEMY	34.7382	8.8878	25.8504	24.8878
BIG SANDY ISD	BIG SANDY EL	26.9424	25.7957	1.1467	1.0000
BIG SANDY ISD	BIG SANDY H S	16.4859	12.0687	4.4172	2.8004
BIG SANDY ISD	BIG SANDY J H	10.0719	7.2047	2.8672	1.0335
BIG SANDY ISD	BIG SANDY SCHOOL	31.6275	23.3465	8.2810	1.8346
BIG SPRING ISD	BAUER EL	19.2368	16.7368	2.5000	1.0000
BIG SPRING ISD	BIG SPRING H S	67.1938	52.6987	14.4951	11.1265
BIG SPRING ISD	BIG SPRING JUNIOR HIGH	39.1311	29.3554	9.7757	7.6086
BIG SPRING ISD	GOLIAD INTERMEDIATE SCHOOL	34.8688	34.8688	0.0000	0.0000

District Name	Campus Name	Total FTE	In Field	Out of Field	No Certification
BIG SPRING ISD	KENTWOOD EL	13.6944	12.9722	0.7222	0.0000
BIG SPRING ISD	MARCY EL	29.9635	25.9635	4.0000	1.0000
BIG SPRING ISD	MOSS EL	22.3553	21.3553	1.0000	1.0000
BIG SPRING ISD	WASHINGTON EL	19.3333	16.3333	3.0000	1.0000
BIG SPRINGS CHARTER SCHOOL	BIG SPRINGS CHARTER SCHOOL	6.1965	2.6192	3.5773	0.4761
BIRDVILLE ISD	ACADEMY AT CARRIE F THOMAS	36.3788	28.8741	7.5047	3.9992
BIRDVILLE ISD	ACADEMY AT WEST BIRDVILLE	42.6478	39.5485	3.0993	1.9997
BIRDVILLE ISD	ALLIENE MULLENDORE EL	25.8418	19.4824	6.3594	5.8440
BIRDVILLE ISD	BIRDVILLE EL	25.1973	21.1827	4.0146	4.0008
BIRDVILLE ISD	BIRDVILLE HIGH SCHOOL	85.6319	69.2183	16.4136	4.3817
BIRDVILLE ISD	DAVID E SMITH EL	27.8006	25.2316	2.5690	0.9998
BIRDVILLE ISD	DISTRICT ADMINISTRATION	2.0000	1.5000	0.5000	0.0000
BIRDVILLE ISD	FOSTER VILLAGE EL	34.5028	33.2501	1.2527	1.0003
BIRDVILLE ISD	GLENVIEW EL	35.9988	27.3042	8.6946	5.0003
BIRDVILLE ISD	GRACE E HARDEMAN EL	43.3850	38.2746	5.1104	3.9995
BIRDVILLE ISD	GREEN VALLEY EL	28.4115	27.4096	1.0019	0.0000
BIRDVILLE ISD	HALTOM H S	132.2565	112.3278	19.9287	5.3021
BIRDVILLE ISD	HALTOM MIDDLE	41.7491	30.4650	11.2841	6.1734
BIRDVILLE ISD	HOLIDAY HEIGHTS EL	37.9961	34.8554	3.1407	0.0000
BIRDVILLE ISD	JOHN D SPICER EL	39.0958	35.1962	3.8996	1.9998
BIRDVILLE ISD	NORTH OAKS MIDDLE	28.9053	25.5014	3.4039	0.0000
BIRDVILLE ISD	NORTH RICHLAND MIDDLE	47.7683	36.0291	11.7392	2.9621
BIRDVILLE ISD	NORTH RIDGE EL	36.5096	34.5046	2.0050	2.0004
BIRDVILLE ISD	NORTH RIDGE MIDDLE	45.7022	36.3483	9.3539	2.8420
BIRDVILLE ISD	O H STOWE EL	27.5254	25.4180	2.1074	0.9998
BIRDVILLE ISD	RICHLAND EL	28.4444	26.4853	1.9591	0.9998
BIRDVILLE ISD	RICHLAND H S	84.3332	64.0333	20.2999	12.6474
BIRDVILLE ISD	RICHLAND MIDDLE	34.4004	23.1841	11.2163	5.8610
BIRDVILLE ISD	SMITHFIELD EL	30.5451	24.4379	6.1072	3.9997
BIRDVILLE ISD	SMITHFIELD MIDDLE	42.4429	30.7381	11.7048	2.0000
BIRDVILLE ISD	SNOW HEIGHTS EL	24.1290	19.7177	4.4113	1.0000
BIRDVILLE ISD	SOUTH BIRDVILLE EL	23.2972	22.2974	0.9998	0.9998
BIRDVILLE ISD	W A PORTER EL	30.4721	27.1809	3.2912	3.0319
BIRDVILLE ISD	W T FRANCISCO EL	24.4806	23.4287	1.0519	0.9465
BIRDVILLE ISD	WATAUGA EL	45.8755	40.1075	5.7680	4.3768
BIRDVILLE ISD	WATAUGA MIDDLE	42.2190	35.8573	6.3617	1.8508
BISHOP CONS ISD	BISHOP EL	12.4640	12.4640	0.0000	0.0000
BISHOP CONS ISD	BISHOP H S	25.4962	21.0468	4.4494	3.7520
BISHOP CONS ISD	BISHOP PRIMARY	18.9285	15.7073	3.2212	3.2212
BISHOP CONS ISD	LILLION E LUEHRS J H	14.9203	11.9203	3.0000	2.0000
BISHOP CONS ISD	PETRONILA EL	9.9590	8.3080	1.6510	1.6510
BLACKWELL CONS ISD	BLACKWELL SCHOOL	16.3553	13.8072	2.5481	0.9999
BLANCO ISD	BLANCO EL	33.3899	33.3899	0.0000	0.0000
BLANCO ISD	BLANCO H S	26.2434	22.0570	4.1864	2.0004
BLANCO ISD	BLANCO MIDDLE	20.6384	20.4745	0.1639	0.0000
BLAND ISD	BLAND EL	15.0000	14.0000	1.0000	1.0000
BLAND ISD	BLAND H S	12.9479	10.8714	2.0765	1.0000
BLAND ISD	BLAND MIDDLE	13.5793	11.0787	2.5006	0.0000
BLANKET ISD	BLANKET EL	12.2836	11.4501	0.8335	0.0000
BLANKET ISD	BLANKET H S	7.5815	4.4502	3.1313	2.2146
BLOOMBURG ISD	BLOOMBURG EL	9.1239	8.8301	0.2938	0.2938
BLOOMBURG ISD	BLOOMBURG H S	11.2923	8.4989	2.7934	1.5656
BLOOMING GROVE ISD	BLOOMING GROVE EL	23.7499	23.1626	0.5873	0.0000
BLOOMING GROVE ISD	BLOOMING GROVE H S	19.1312	14.6344	4.4968	1.5002
BLOOMING GROVE ISD	BLOOMING GROVE JH	13.0750	9.3580	3.7170	1.4377

District Name	Campus Name	Total FTE	In Field	Out of Field	No Certification
BLOOMINGTON ISD	BLOOMINGTON EL	23.2616	19.4037	3.8579	2.0503
BLOOMINGTON ISD	BLOOMINGTON H S	16.1788	13.4864	2.6924	1.0302
BLOOMINGTON ISD	BLOOMINGTON J H	7.3881	3.4496	3.9385	0.9090
BLOOMINGTON ISD	PLACEDO EL	15.1005	14.0584	1.0421	0.0000
BLUE RIDGE ISD	BLUE RIDGE EL	21.4241	20.3574	1.0667	0.8717
BLUE RIDGE ISD	BLUE RIDGE H S	19.5200	14.4846	5.0354	2.1931
BLUE RIDGE ISD	BLUE RIDGE MIDDLE	10.2472	6.1232	4.1240	1.4735
BLUFF DALE ISD	BLUFF DALE EL	7.9997	6.4549	1.5448	1.0000
BLUM ISD	BLUM EL	13.7181	8.9998	4.7183	3.8824
BLUM ISD	BLUM H S	16.1633	14.5781	1.5852	0.0000
BOERNE ISD	BOERNE ALTER SCHOOL	6.4166	4.5738	1.8428	0.0000
BOERNE ISD	BOERNE H S	70.2677	58.0016	12.2661	6.6094
BOERNE ISD	BOERNE MIDDLE SCHOOL NORTH	41.6974	33.9230	7.7744	1.5694
BOERNE ISD	BOERNE MIDDLE SCHOOL SOUTH	50.2572	41.9722	8.2850	1.4702
BOERNE ISD	CURINGTON EL	56.4031	53.8500	2.5531	2.3864
BOERNE ISD	FABRA EL	50.2996	48.7134	1.5862	1.0000
BOERNE ISD	FAIR OAKS RANCH EL	51.0277	47.0844	3.9433	1.9893
BOERNE ISD	KENDALL ELEMENTARY SCHOOL	52.6821	51.0457	1.6364	1.3333
BOERNE ISD	MEADOWLANDS	2.0000	1.0000	1.0000	1.0000
BOLES ISD	BOLES ISD ELEMENTARY	13.5034	11.5034	2.0000	2.0000
BOLES ISD	BOLES ISD HIGH SCHOOL	15.4662	12.9929	2.4733	1.5450
BOLES ISD	BOLES MIDDLE SCHOOL	10.0446	8.4085	1.6361	1.2008
BOLING ISD	BOLING H S	19.5033	15.8953	3.6080	1.7149
BOLING ISD	IAGO J H	14.4007	11.2349	3.1658	0.8593
BOLING ISD	NEWGULF EL	29.7238	27.2174	2.5064	1.0000
BONHAM ISD	BONHAM H S	42.7916	33.1988	9.5928	5.2891
BONHAM ISD	EVANS EL	22.6653	21.7979	0.8674	0.8674
BONHAM ISD	FINLEY-OATES EL	27.6723	25.0688	2.6035	1.6023
BONHAM ISD	RATHER J H	21.2215	16.2178	5.0037	2.2836
BONHAM ISD	STEPHENSON SCHOOL	4.0000	4.0000	0.0000	0.0000
BOOKER ISD	BOOKER EL	14.6032	13.2238	1.3794	0.0000
BOOKER ISD	BOOKER JH/H S	17.9738	13.3010	4.6728	1.8139
BORDEN COUNTY ISD	BORDEN COUNTY SCHOOL	16.3373	13.8919	2.4454	1.0000
BORGER ISD	BORGER H S	54.0016	44.9408	9.0608	3.3810
BORGER ISD	BORGER MIDDLE	51.3766	44.4388	6.9378	2.2022
BORGER ISD	CENTRAL EL	18.2128	17.2125	1.0003	0.0000
BORGER ISD	CROCKETT EL	21.6176	20.8301	0.7875	0.7875
BORGER ISD	GATEWAY EL	26.0273	25.7068	0.3205	0.0000
BORGER ISD	SHARED SERVICE ARRANGEMENTS	2.0000	2.0000	0.0000	0.0000
BOSQUEVILLE ISD	BOSQUEVILLE EL	19.5269	19.3186	0.2083	0.2083
BOSQUEVILLE ISD	BOSQUEVILLE SECONDARY SCHOOL	22.5238	18.0589	4.4649	1.7920
BOVINA ISD	BOVINA EL	17.7877	14.0004	3.7873	3.7873
BOVINA ISD	BOVINA H S	13.0985	9.5277	3.5708	2.3000
BOVINA ISD	BOVINA MIDDLE	6.9639	4.6231	2.3408	1.1248
BOWIE ISD	BOWIE EL	40.2099	39.1339	1.0760	0.8260
BOWIE ISD	BOWIE H S	34.5567	30.3049	4.2518	2.0002
BOWIE ISD	BOWIE J H	24.7911	19.7903	5.0008	3.0004
BOWIE ISD	SHARED SERVICE ARRANGEMENTS	1.1429	1.1429	0.0000	0.0000
BOYD ISD	BOYD EL	21.4797	21.2954	0.1843	0.0000
BOYD ISD	BOYD H S	26.6023	24.4235	2.1788	1.4992
BOYD ISD	BOYD INT	18.8121	18.7502	0.0619	0.0000
BOYD ISD	BOYD MIDDLE	14.7250	11.2278	3.4972	2.5002
BOYS RANCH ISD	BLAKEMORE MIDDLE	15.1255	12.1285	2.9970	0.6398

District Name	Campus Name	Total FTE	In Field	Out of Field	No Certification
BOYS RANCH ISD	BOYS RANCH H S	26.5138	20.5890	5.9248	2.9909
BOYS RANCH ISD	MIMI FARLEY ELEMENTARY	11.0446	10.2754	0.7692	0.3690
BRACKETT ISD	BRACKETT H S	13.2750	10.3506	2.9244	1.3297
BRACKETT ISD	BRACKETT MIDDLE	7.1139	4.1195	2.9944	0.4817
BRACKETT ISD	JONES EL	18.0000	18.0000	0.0000	0.0000
BRADY ISD	ALTER ED PROG	1.3051	0.6110	0.6941	0.0000
BRADY ISD	BRADY EL	40.6725	39.6725	1.0000	1.0000
BRADY ISD	BRADY H S	30.5914	23.1100	7.4814	3.6075
BRADY ISD	BRADY MIDDLE SCHOOL	19.8570	17.1224	2.7346	1.6470
BRADY ISD	NORTH WARD PRI	14.0588	12.0588	2.0000	1.0000
BRAZOS ISD	BRAZOS EL	27.0309	23.1579	3.8730	1.0000
BRAZOS ISD	BRAZOS H S	19.6906	14.0682	5.6224	3.8335
BRAZOS ISD	BRAZOS MIDDLE	16.7550	14.1248	2.6302	0.2268
BRAZOS RIVER CHARTER SCHOOL	BRAZOS RIVER CHARTER SCHOOL	6.1180	2.7496	3.3684	2.0001
BRAZOS SCHOOL FOR INQUIRY & CREAT	BRAZOS SCHOOL FOR INQUIRY & CREAT	15.5974	1.1933	14.4041	11.7575
BRAZOSPORT ISD	A P BEUTEL EL	30.1478	30.1478	0.0000	0.0000
BRAZOSPORT ISD	ALTER PLACEMENT CTR	10.0675	7.3106	2.7569	0.7143
BRAZOSPORT ISD	BESS BRANNEN EL	33.5000	33.3183	0.1817	0.0000
BRAZOSPORT ISD	BRAZOSPORT H S	56.0982	48.5139	7.5843	1.9711
BRAZOSPORT ISD	BRAZOSWOOD H S	106.9458	93.0931	13.8527	4.8376
BRAZOSPORT ISD	CLUTE INT	37.6049	32.5748	5.0301	2.9333
BRAZOSPORT ISD	ELISABET NEY EL	36.0963	34.0964	1.9999	0.0000
BRAZOSPORT ISD	FREEPORT INT	36.4657	25.8134	10.6523	6.5659
BRAZOSPORT ISD	GLADYS POLK EL	35.6733	34.9708	0.7025	0.1925
BRAZOSPORT ISD	GRIFFITH EL	33.0529	29.5010	3.5519	3.0002
BRAZOSPORT ISD	JANE LONG EL	37.6824	36.4458	1.2366	0.0674
BRAZOSPORT ISD	LAKE JACKSON INT	44.6968	37.2412	7.4556	1.8632
BRAZOSPORT ISD	O'HARA LANIER MIDDLE	30.0377	28.0787	1.9590	1.9590
BRAZOSPORT ISD	O A FLEMING EL	22.5970	19.2417	3.3553	2.0000
BRAZOSPORT ISD	O M ROBERTS EL	32.2376	32.1854	0.0522	0.0000
BRAZOSPORT ISD	RASCO MIDDLE	44.6839	44.6839	0.0000	0.0000
BRAZOSPORT ISD	S F AUSTIN EL	21.6348	19.3118	2.3230	1.3230
BRAZOSPORT ISD	T W OGG EL	38.9893	35.2893	3.7000	3.0000
BRAZOSPORT ISD	VELASCO EL	39.3892	28.3970	10.9922	8.9999
BRECKENRIDGE ISD	BRECKENRIDGE H S	29.5180	27.7209	1.7971	0.1620
BRECKENRIDGE ISD	BRECKENRIDGE J H	19.9229	16.0523	3.8706	0.8381
BRECKENRIDGE ISD	EAST EL	20.2668	18.5636	1.7032	0.0000
BRECKENRIDGE ISD	NORTH EL	18.3048	17.3048	1.0000	0.0000
BRECKENRIDGE ISD	SOUTH EL	18.9050	18.9050	0.0000	0.0000
BREMOND ISD	BREMOND EL	16.0479	15.5256	0.5223	0.5223
BREMOND ISD	BREMOND H S	12.4260	11.1593	1.2667	0.2388
BREMOND ISD	BREMOND MIDDLE	9.1888	6.6295	2.5593	0.2388
BRENHAM ISD	ALTON EL	35.7235	34.7235	1.0000	1.0000
BRENHAM ISD	BRENHAM EL	46.8223	43.2324	3.5899	3.5899
BRENHAM ISD	BRENHAM HIGH SCHOOL	101.1461	80.1927	20.9534	9.0401
BRENHAM ISD	BRENHAM J H	46.6561	35.1662	11.4899	4.4412
BRENHAM ISD	BRENHAM MIDDLE	43.1046	41.1046	2.0000	2.0000
BRENHAM ISD	DISTRICT ADMINISTRATION	1.0000	0.0000	1.0000	0.0000
BRENHAM ISD	KRAUSE ELEMENTARY	43.6219	41.6219	2.0000	0.0000
BRIDGE CITY ISD	BRIDGE CITY H S	42.1229	37.7694	4.3535	1.3362
BRIDGE CITY ISD	BRIDGE CITY INT	37.3628	37.3628	0.0000	0.0000
BRIDGE CITY ISD	BRIDGE CITY J H	31.2550	27.3149	3.9401	0.4285
BRIDGE CITY ISD	HATTON ELEMENTARY	15.5839	14.0837	1.5002	1.0000
BRIDGE CITY ISD	SIMS EL	28.2462	27.2462	1.0000	0.0000
BRIDGEPORT ISD	BRIDGEPORT ACE HIGH SCHOOL	2.8276	1.2070	1.6206	0.9996

District Name	Campus Name	Total FTE	In Field	Out of Field	No Certification
BRIDGEPORT ISD	BRIDGEPORT EL	36.2503	31.0748	5.1755	1.8128
BRIDGEPORT ISD	BRIDGEPORT H S	41.1441	36.9926	4.1515	1.4841
BRIDGEPORT ISD	BRIDGEPORT INT	30.0057	27.3963	2.6094	1.7089
BRIDGEPORT ISD	BRIDGEPORT MIDDLE	33.5128	26.7505	6.7623	3.3014
BRIDGEPORT ISD	SHARED SERVICE ARRANGEMENTS	3.0000	3.0000	0.0000	0.0000
BRIGHT IDEAS CHARTER	BRIGHT IDEAS CHARTER	10.8449	2.4912	8.3537	7.2274
BROADDUS ISD	BROADDUS EL	17.3983	15.3983	2.0000	2.0000
BROADDUS ISD	BROADDUS H S	14.9209	8.5039	6.4170	5.1637
BROCK ISD	BROCK EL	16.2864	14.7996	1.4868	0.0000
BROCK ISD	BROCK H S	18.1906	13.8307	4.3599	0.0000
BRONTE ISD	BRONTE EL	20.9409	19.7607	1.1802	1.0000
BRONTE ISD	BRONTE H S	15.6551	13.6581	1.9970	0.0000
BRONTE ISD	JUVENILE DETENT CTR	8.2728	2.9798	5.2930	1.9996
BRONTE ISD	SHARED SERVICE ARRANGEMENTS	0.0571	0.0571	0.0000	0.0000
BROOKELAND ISD	BROOKELAND EL	15.3137	12.7947	2.5190	2.0000
BROOKELAND ISD	BROOKELAND H S	15.9482	8.8965	7.0517	2.7214
BROOKESMITH ISD	BROOKESMITH EL	10.7148	9.5124	1.2024	0.5304
BROOKESMITH ISD	BROOKESMITH H S	5.8336	5.0924	0.7412	0.4698
BROOKS COUNTY ISD	FALFURRIAS ELEM	37.9987	36.9988	0.9999	0.9999
BROOKS COUNTY ISD	FALFURRIAS H S	30.9794	18.4206	12.5588	10.5160
BROOKS COUNTY ISD	FALFURRIAS J H	32.2674	21.0363	11.2311	3.1716
BROOKS COUNTY ISD	LASATER EL	21.1007	20.1007	1.0000	0.0000
BROWNFIELD ISD	BROWNFIELD H S	39.1338	32.3382	6.7956	2.4097
BROWNFIELD ISD	BROWNFIELD MIDDLE	29.8367	22.7510	7.0857	1.5901
BROWNFIELD ISD	COLONIAL HEIGHTS EL	28.2753	26.1150	2.1603	0.0000
BROWNFIELD ISD	OAK GROVE EL	45.4584	43.4584	2.0000	0.0000
BROWNFIELD ISD	SHARED SERVICE ARRANGEMENTS	1.0000	0.0000	1.0000	1.0000
BROWNSBORO ISD	A L P H A CAMPUS	3.1445	2.2243	0.9202	0.0000
BROWNSBORO ISD	BROWNSBORO EL	22.8417	21.8417	1.0000	0.0000
BROWNSBORO ISD	BROWNSBORO H S	49.7276	37.6171	12.1105	7.3151
BROWNSBORO ISD	BROWNSBORO INT	15.4084	13.8264	1.5820	1.5177
BROWNSBORO ISD	BROWNSBORO J H	23.9621	16.0044	7.9577	3.1241
BROWNSBORO ISD	CHANDLER EL	25.0011	21.6326	3.3685	1.0000
BROWNSBORO ISD	CHANDLER INTERMEDIATE	18.6624	17.1623	1.5001	1.0001
BROWNSBORO ISD	SHARED SERVICE ARRANGEMENTS	1.0000	1.0000	0.0000	0.0000
BROWNSVILLE ISD	A A CHAMPION	51.4778	38.7958	12.6820	9.5134
BROWNSVILLE ISD	A X BENAVIDES ELEMENTARY	53.2412	53.2412	0.0000	0.0000
BROWNSVILLE ISD	BRUCE AIKEN EL	50.3727	40.9194	9.4533	4.0000
BROWNSVILLE ISD	BURNS EL	66.9385	61.0775	5.8610	3.0000
BROWNSVILLE ISD	CANALES EL	46.7111	37.0237	9.6874	4.9144
BROWNSVILLE ISD	CROMACK EL	51.7709	41.7989	9.9720	1.0000
BROWNSVILLE ISD	CUMMINGS MIDDLE	60.0507	51.5114	8.5393	4.4581
BROWNSVILLE ISD	DEL CASTILLO EL	35.1935	32.1935	3.0000	1.0000
BROWNSVILLE ISD	DR AMERICO PAREDES	62.7111	57.4664	5.2447	2.0958
BROWNSVILLE ISD	DR JULIET V GARCIA MIDDLE SCHOOL	57.8780	46.2421	11.6359	6.1546
BROWNSVILLE ISD	DR RUBEN GALLEGOS	44.3304	37.1764	7.1540	3.0000
BROWNSVILLE ISD	EGLY EL	68.2400	55.2400	13.0000	4.0000
BROWNSVILLE ISD	EL JARDIN EL	64.5911	53.6123	10.9788	6.9144
BROWNSVILLE ISD	FAULK MIDDLE	66.7820	61.2106	5.5714	0.0000
BROWNSVILLE ISD	FILEMON B VELA MIDDLE	56.0440	50.8738	5.1702	3.5375
BROWNSVILLE ISD	GARDEN PARK EL	51.2679	45.1107	6.1572	0.0000
BROWNSVILLE ISD	GARZA EL	51.7964	46.8764	4.9200	2.8075

District Name	Campus Name	Total FTE	In Field	Out of Field	No Certification
BROWNSVILLE ISD	GONZALEZ EL	71.6263	67.6316	3.9947	2.9947
BROWNSVILLE ISD	HANNA H S	155.6865	140.4608	15.2257	6.4496
BROWNSVILLE ISD	HUBERT R HUDSON EL	61.7699	56.7806	4.9893	1.9893
BROWNSVILLE ISD	JOSEPHINE CASTANEDA EL	37.3224	31.3224	6.0000	4.0000
BROWNSVILLE ISD	LINCOLN PARK SCH	2.9865	2.0542	0.9323	0.0000
BROWNSVILLE ISD	LONGORIA EL	28.2704	22.0415	6.2289	2.9894
BROWNSVILLE ISD	LOPEZ H S	114.3026	94.4907	19.8119	11.9309
BROWNSVILLE ISD	MARY & FRANK YTURRIA EL	47.7100	39.9209	7.7891	3.8503
BROWNSVILLE ISD	MORNINGSIDE EL	47.8707	42.2981	5.5726	1.7326
BROWNSVILLE ISD	OLIVEIRA MIDDLE	69.1871	62.7304	6.4567	0.0000
BROWNSVILLE ISD	PACE H S	131.6766	115.0105	16.6661	6.7980
BROWNSVILLE ISD	PALM GROVE EL	42.7180	35.7608	6.9572	5.9572
BROWNSVILLE ISD	PEREZ EL	41.2604	37.7140	3.5464	1.8128
BROWNSVILLE ISD	PERKINS MIDDLE	48.7188	41.6974	7.0214	3.6807
BROWNSVILLE ISD	PORTER H S	115.7039	104.1079	11.5960	6.1094
BROWNSVILLE ISD	PUTEGNAT EL	33.3121	32.2139	1.0982	0.9786
BROWNSVILLE ISD	R L MARTIN EL	45.6727	40.3615	5.3112	3.0000
BROWNSVILLE ISD	RAUL BESTEIRO JR MIDDLE	58.8525	46.8089	12.0436	7.0430
BROWNSVILLE ISD	RESACA EL	21.2582	19.2582	2.0000	0.0000
BROWNSVILLE ISD	RIVERA H S	122.6571	100.5760	22.0811	15.1345
BROWNSVILLE ISD	RUSSELL EL	59.9165	48.9646	10.9519	4.9519
BROWNSVILLE ISD	SEN EDDIE A LUCIO JR MIDDLE	66.8953	58.0608	8.8345	3.5007
BROWNSVILLE ISD	SHARP EL	39.7441	35.7441	4.0000	1.0000
BROWNSVILLE ISD	SKINNER EL	48.1105	38.4807	9.6298	5.9359
BROWNSVILLE ISD	SOUTHMOST EL	48.4719	41.6003	6.8716	3.8716
BROWNSVILLE ISD	STELL MIDDLE	64.8695	57.5897	7.2798	1.8350
BROWNSVILLE ISD	TEEN LEARNING COMMUNITY	20.6668	16.8688	3.7980	0.9948
BROWNSVILLE ISD	VERMILLION ROAD EL	66.9492	57.4828	9.4664	5.8129
BROWNSVILLE ISD	VICTORIA HEIGHTS EL	33.9759	27.9443	6.0316	0.0000
BROWNSVILLE ISD	VILLA NUEVA EL	28.4287	24.1440	4.2847	2.0000
BROWNWOOD ISD	BROWNWOOD DAEP	1.0016	0.1878	0.8138	0.0000
BROWNWOOD ISD	BROWNWOOD H S	66.3201	54.4449	11.8752	2.0002
BROWNWOOD ISD	BROWNWOOD INT	29.2286	29.2286	0.0000	0.0000
BROWNWOOD ISD	BROWNWOOD MIDDLE	45.7198	31.4338	14.2860	2.0001
BROWNWOOD ISD	COGGIN EL	15.2747	15.2747	0.0000	0.0000
BROWNWOOD ISD	EAST EL	14.2877	14.2877	0.0000	0.0000
BROWNWOOD ISD	NORTHWEST EL	39.0761	36.5767	2.4994	0.0000
BROWNWOOD ISD	WOODLAND HEIGHTS EL	26.6847	25.6847	1.0000	1.0000
BRUCEVILLE-EDDY ISD	B-E ACHIEVEMENT CTR	3.0000	3.0000	0.0000	0.0000
BRUCEVILLE-EDDY ISD	BRUCEVILLE-EDDY EL	16.2279	15.2058	1.0221	0.7539
BRUCEVILLE-EDDY ISD	BRUCEVILLE-EDDY H S	19.4426	15.2753	4.1673	1.8061
BRUCEVILLE-EDDY ISD	BRUCEVILLE-EDDY MIDDLE	18.6809	12.4749	6.2060	3.1943
BRUCEVILLE-EDDY ISD	NEW INTERMEDIATE	10.4086	10.4086	0.0000	0.0000
BRUCEVILLE-EDDY ISD	OPPORTUNITY LEARNING CTR	9.0008	6.3108	2.6900	0.0000
BRUCEVILLE-EDDY ISD	SHARED SERVICE ARRANGEMENTS	3.0000	2.0000	1.0000	1.0000
BRYAN ISD	ACE CAMPUS	8.8422	5.9832	2.8590	0.0000
BRYAN ISD	ALTON BOWEN ELEMENTARY	26.2846	26.1596	0.1250	0.0000
BRYAN ISD	ANSON JONES ELEMENTARY	32.5972	19.7352	12.8620	9.9673
BRYAN ISD	BEN MILAM ELEMENTARY	40.2600	29.6547	10.6053	7.0000
BRYAN ISD	BONHAM ELEMENTARY	32.4015	31.1131	1.2884	0.0000
BRYAN ISD	BRAZOS CO JUVENILE DETENTION CENTER	0.9999	0.6666	0.3333	0.0000
BRYAN ISD	BRYAN H S	223.3763	164.3684	59.0079	18.2858
BRYAN ISD	CARVER PRE-K CENTER	13.0327	11.0000	2.0327	1.0327
BRYAN ISD	CROCKETT ELEMENTARY	29.3117	23.5391	5.7726	5.0000
BRYAN ISD	DISTRICT ADMINISTRATION	4.4000	3.4000	1.0000	1.0000

District Name	Campus Name	Total FTE	In Field	Out of Field	No Certification
BRYAN ISD	FANNIN ELEMENTARY	32.4104	30.2993	2.1111	2.0000
BRYAN ISD	HENDERSON ELEMENTARY	26.8141	23.1091	3.7050	2.8824
BRYAN ISD	JANE LONG	67.7959	53.2628	14.5331	12.7748
BRYAN ISD	JOHNSON ELEMENTARY	25.0077	23.3088	1.6989	1.0000
BRYAN ISD	KEMP ELEMENTARY	28.0002	18.7184	9.2818	9.0000
BRYAN ISD	MARY BRANCH ELEMENTARY	34.3663	34.0700	0.2963	0.0000
BRYAN ISD	MITCHELL ELEMENTARY	33.9782	31.9782	2.0000	2.0000
BRYAN ISD	NAVARRO ELEMENTARY	39.0616	32.1173	6.9443	4.9894
BRYAN ISD	NEAL ELEMENTARY	30.4393	25.2901	5.1492	4.0000
BRYAN ISD	SAM HOUSTON ELEMENTARY	24.2991	23.8361	0.4630	0.0000
BRYAN ISD	SAM RAYBURN	71.5394	59.7137	11.8257	4.7783
BRYAN ISD	SPECIAL OPPORTUNITY SCHOOL	6.6529	4.9417	1.7112	0.0000
BRYAN ISD	STEPHEN F AUSTIN	58.7484	47.6921	11.0563	7.1671
BRYAN ISD	SUL ROSS ELEMENTARY	24.2255	23.9014	0.3241	0.0000
BRYSON ISD	BRYSON SCHOOL	22.9908	20.4404	2.5504	0.9998
BUCKHOLTS ISD	BUCKHOLTS SCHOOL	18.7645	14.5309	4.2336	2.0001
BUENA VISTA ISD	BUENA VISTA SCHOOL	13.6540	10.8677	2.7863	2.1871
BUFFALO ISD	BUFFALO EL	26.9994	25.9994	1.0000	0.0000
BUFFALO ISD	BUFFALO H S	14.4227	12.3799	2.0428	0.0000
BUFFALO ISD	BUFFALO MIDDLE	13.0917	10.1045	2.9872	1.3208
BUFFALO ISD	SHARED SERVICE ARRANGEMENTS	0.1400	0.0000	0.1400	0.0000
BULLARD ISD	BULLARD ES	34.6247	33.6245	1.0002	0.0000
BULLARD ISD	BULLARD H S	26.2976	23.2810	3.0166	1.9184
BULLARD ISD	BULLARD INTERMEDIATE	13.6845	13.6845	0.0000	0.0000
BULLARD ISD	BULLARD MS	24.7156	22.3769	2.3387	1.3387
BUNA ISD	BUNA EL	44.5000	43.5000	1.0000	1.0000
BUNA ISD	BUNA H S	36.0580	26.1124	9.9456	6.2988
BUNA ISD	BUNA J H	27.7651	21.3403	6.4248	1.9624
BUNA ISD	SHARED SERVICE ARRANGEMENTS	3.0000	3.0000	0.0000	0.0000
BURKBURNETT ISD	ALTER ED CTR	6.3798	0.6895	5.6903	0.0000
BURKBURNETT ISD	BURKBURNETT H S	63.5886	58.3495	5.2391	2.4894
BURKBURNETT ISD	BURKBURNETT MIDDLE SCHOOL	59.6996	50.9004	8.7992	1.0000
BURKBURNETT ISD	DISTRICT ADMINISTRATION	1.0000	1.0000	0.0000	0.0000
BURKBURNETT ISD	I C EVANS EL	34.5572	32.8079	1.7493	0.5187
BURKBURNETT ISD	JOHN G HARDIN EL	39.3090	39.0929	0.2161	0.0000
BURKBURNETT ISD	JOHN G TOWER EL	39.2778	38.9540	0.3238	0.0000
BURKEVILLE ISD	BURKEVILLE EL	20.3441	17.9561	2.3880	0.0000
BURKEVILLE ISD	BURKEVILLE J H	6.0494	3.9694	2.0800	1.2815
BURKEVILLE ISD	BURKEVILLE JR-SR H S	10.8136	7.8575	2.9561	2.3261
BURLESON ISD	BRANSOM ELEMENTARY	35.0884	35.0884	0.0000	0.0000
BURLESON ISD	BURLESON H S	121.6361	100.7083	20.9278	9.6215
BURLESON ISD	CROSSROADS LEARNING CENTER	7.0976	4.2727	2.8249	0.0000
BURLESON ISD	FRAZIER EL	26.2527	26.2337	0.0190	0.0000
BURLESON ISD	HUGHES MIDDLE SCHOOL	33.6378	30.4530	3.1848	1.9169
BURLESON ISD	JACK TAYLOR EL	38.7008	37.4508	1.2500	0.0000
BURLESON ISD	MOUND EL	34.6578	32.9010	1.7568	1.6185
BURLESON ISD	NICK KERR MIDDLE SCHOOL	48.8218	44.3818	4.4400	0.7059
BURLESON ISD	NORWOOD EL	42.8431	39.8024	3.0407	3.0001
BURLESON ISD	THE ACADEMY AT NOLA DUNN	33.4171	31.6814	1.7357	1.3809
BURLESON ISD	WILLIAM STRIBLING EL	34.4247	33.9625	0.4622	0.0000
BURNET CONS ISD	BERTRAM EL	23.1240	22.1240	1.0000	1.0000
BURNET CONS ISD	BURNET EL	44.7112	42.9613	1.7499	0.0000
BURNET CONS ISD	BURNET H S	54.1183	49.3951	4.7232	0.6000
BURNET CONS ISD	BURNET MIDDLE	44.7711	38.1354	6.6357	3.4002

District Name	Campus Name	Total FTE	In Field	Out of Field	No Certification
BURNET CONS ISD	QUEST	2.7466	1.9849	0.7617	0.0000
BURNET CONS ISD	SHADY GROVE EL	23.0926	22.0926	1.0000	0.0000
BURNHAM WOOD CHARTER SCHOOL	BURNHAM WOOD CHARTER SCHOOL	17.4153	2.0000	15.4153	14.4153
BURTON ISD	BURTON EL	11.0302	11.0302	0.0000	0.0000
BURTON ISD	BURTON H S	15.8254	11.2675	4.5579	1.8599
BUSHLAND ISD	BUSHLAND EL	33.4860	31.9195	1.5665	1.0000
BUSHLAND ISD	BUSHLAND MIDDLE	23.3712	16.5081	6.8631	1.0000
BYERS ISD	BYERS SCHOOL	14.4251	10.6705	3.7546	2.6192
BYNUM ISD	BYNUM SCHOOL	19.8705	13.3629	6.5076	4.0001
CADDO MILLS ISD	CADDO MILLS EL	38.7603	35.7603	3.0000	1.0000
CADDO MILLS ISD	CADDO MILLS H S	24.0597	16.6251	7.4346	4.2947
CADDO MILLS ISD	CADDO MILLS MIDDLE	17.8286	15.8008	2.0278	0.0000
CALALLEN ISD	CALALLEN H S	67.6155	61.7113	5.9042	2.2729
CALALLEN ISD	CALALLEN MIDDLE	43.5621	36.5008	7.0613	1.4418
CALALLEN ISD	CALALLEN WOOD RIVER EL	31.5573	30.9857	0.5716	0.0000
CALALLEN ISD	EAST EL	28.4709	26.3401	2.1308	0.8449
CALALLEN ISD	MAGEE EL	32.6801	30.6801	2.0000	0.0000
CALDWELL ISD	BURLESON CO INSTRUCTIONAL DISCIP	1.0000	0.0000	1.0000	0.0000
CALDWELL ISD	CALDWELL EL	30.6436	28.5497	2.0939	1.8126
CALDWELL ISD	CALDWELL H S	35.6276	30.9759	4.6517	3.0006
CALDWELL ISD	CALDWELL INT	23.5207	22.7975	0.7232	0.0000
CALDWELL ISD	CALDWELL MIDDLE	27.3757	20.6051	6.7706	0.0000
CALDWELL ISD	SHARED SERVICE ARRANGEMENTS	0.3588	0.3588	0.0000	0.0000
CALHOUN CO ISD	CALHOUN H S	62.3672	48.2594	14.1078	5.8462
CALHOUN CO ISD	DISTRICT ADMINISTRATION	0.5333	0.5333	0.0000	0.0000
CALHOUN CO ISD	HARRISON/JEFFERSON/MADISON COMPLEX	47.8958	44.0673	3.8285	2.1285
CALHOUN CO ISD	HOPE H S	1.8886	0.8238	1.0648	1.0000
CALHOUN CO ISD	J J A E P	0.7989	0.2414	0.5575	0.0000
CALHOUN CO ISD	JACKSON/ROOSEVELT COMPLEX	55.4178	49.4178	6.0000	3.0000
CALHOUN CO ISD	POINT COMFORT EL	7.8864	7.8864	0.0000	0.0000
CALHOUN CO ISD	PORT O CONNOR EL	8.0000	8.0000	0.0000	0.0000
CALHOUN CO ISD	SEADRIFT SCHOOL	25.5006	24.5006	1.0000	1.0000
CALHOUN CO ISD	TRAVIS MIDDLE	50.5590	41.3740	9.1850	4.5342
CALLISBURG ISD	CALLISBURG H S	35.0537	30.2293	4.8244	2.1107
CALLISBURG ISD	RAD WARE ELEMENTARY	36.9364	36.9364	0.0000	0.0000
CALLISBURG ISD	SHARED SERVICE ARRANGEMENTS	4.8013	2.6780	2.1233	2.0000
CALVERT ISD	CALVERT H S	4.6560	2.5260	2.1300	1.5847
CALVERT ISD	CALVERT JUNIOR HIGH	3.2735	2.8209	0.4526	0.1636
CALVERT ISD	W D SPIGNER EL	10.2075	6.9994	3.2081	0.9999
CALVIN NELMS SCHOOLS	CALVIN NELMS HIGH SCHOOL	8.2284	3.1163	5.1121	2.2284
CALVIN NELMS SCHOOLS	CALVIN NELMS MIDDLE SCHOOL	0.9991	0.2158	0.7833	0.0000
CAMERON ISD	BEN MILAM EL	30.2338	29.0763	1.1575	0.0000
CAMERON ISD	CAMERON EL	24.9585	24.9585	0.0000	0.0000
CAMERON ISD	CAMERON J H	24.1854	19.4800	4.7054	1.8002
CAMERON ISD	YOE H S	33.3287	28.9671	4.3616	1.8200
CAMPBELL ISD	CAMPBELL EL	13.8409	11.2795	2.5614	1.0000
CAMPBELL ISD	CAMPBELL H S	15.4067	8.6212	6.7855	2.0001
CANADIAN ISD	BAKER EL	11.4127	10.4127	1.0000	1.0000
CANADIAN ISD	CANADIAN EL	16.4502	13.2189	3.2313	0.0000
CANADIAN ISD	CANADIAN H S	18.2635	15.7463	2.5172	0.1712
CANADIAN ISD	CANADIAN MIDDLE	10.7616	8.3940	2.3676	0.7208
CANADIAN ISD	CORRECTIONAL SERVICES CORP	1.0000	0.0000	1.0000	0.0000

District Name	Campus Name	Total FTE	In Field	Out of Field	No Certification
CANADIAN ISD	SHARED SERVICE ARRANGEMENTS	1.0000	1.0000	0.0000	0.0000
CANTON ISD	CANTON EL	28.4839	28.0212	0.4627	0.0000
CANTON ISD	CANTON H S	35.2005	28.7594	6.4411	3.5005
CANTON ISD	CANTON INT	24.5161	23.5161	1.0000	1.0000
CANTON ISD	CANTON J H	30.2848	26.1151	4.1697	0.0000
CANUTILLO ISD	BILL CHILDRESS EL	54.1176	49.1176	5.0000	1.0000
CANUTILLO ISD	CANUTILLO H S	76.3216	63.8603	12.4613	7.3833
CANUTILLO ISD	CANUTILLO MIDDLE	53.9153	40.8442	13.0711	4.8528
CANUTILLO ISD	CANUTILLO PRI	57.6096	52.7807	4.8289	1.8289
CANUTILLO ISD	DEANNA DAVENPORT EL	44.8850	42.1096	2.7754	1.7754
CANUTILLO ISD	JOSE H DAMIAN EL	53.5829	49.7059	3.8770	1.0000
CANYON ISD	ARDEN ROAD EL	33.9831	33.7831	0.2000	0.0000
CANYON ISD	CANYON H S	53.6202	46.7220	6.8982	1.1566
CANYON ISD	CANYON J H	27.0627	23.8199	3.2428	0.0000
CANYON ISD	CRESTVIEW EL	20.5509	20.5509	0.0000	0.0000
CANYON ISD	GENE HOWE EL	31.2962	27.6475	3.6487	1.9997
CANYON ISD	GREENWAYS INTERMEDIATE SCHOOL	47.6416	46.6416	1.0000	1.0000
CANYON ISD	LAKEVIEW EL	26.4998	26.4998	0.0000	0.0000
CANYON ISD	RANDALL H S	81.0276	70.3001	10.7275	4.3184
CANYON ISD	REX REEVES EL	43.0855	41.0420	2.0435	1.8435
CANYON ISD	SUNDOWN LANE EL	20.7940	19.5942	1.1998	0.9999
CANYON ISD	WESTOVER PARK INT	44.4347	34.7182	9.7165	2.7002
CANYON ISD	YOUTH CTR OF HIGH PLAINS	3.7638	3.1926	0.5712	0.0000
CAREER PLUS LEARNING ACADEMY	CAREER PLUS LEARNING ACADEMY	2.8539	0.7484	2.1055	1.7007
CARLISLE ISD	CARLISLE SCHOOL	42.7709	35.7938	6.9771	3.0002
CARRIZO SPRINGS CONS ISD	ASHERTON ELEMENTARY	8.0000	6.0000	2.0000	1.0000
CARRIZO SPRINGS CONS ISD	BIG WELLS EL	7.0000	4.0000	3.0000	2.0000
CARRIZO SPRINGS CONS ISD	CARRIZO SPRINGS H S	40.2013	26.9765	13.2248	4.6230
CARRIZO SPRINGS CONS ISD	CARRIZO SPRINGS J H	23.7698	12.5173	11.2525	5.7495
CARRIZO SPRINGS CONS ISD	MIDDLE EL	19.0000	17.0000	2.0000	2.0000
CARROLL ISD	CARROLL ELEMENTARY	39.0984	35.6236	3.4748	2.0000
CARROLL ISD	CARROLL HIGH SCHOOL	59.3262	53.1669	6.1593	2.9774
CARROLL ISD	CARROLL MIDDLE	32.5968	25.2502	7.3466	2.5001
CARROLL ISD	CARROLL SENIOR HIGH SCHOOL	53.1042	41.2855	11.8187	4.9244
CARROLL ISD	DON T DURHAM ELEMENTARY	33.3262	30.0262	3.3000	2.5000
CARROLL ISD	DON T DURHAM INT	35.1280	32.6720	2.4560	1.4560
CARROLL ISD	EUBANKS INTERMEDIATE	36.5535	33.3171	3.2364	2.6364
CARROLL ISD	GEORGE DAWSON MIDDLE	36.0853	28.8817	7.2036	3.6592
CARROLL ISD	JACK D JOHNSON ELEMENTARY	42.4342	41.0342	1.4000	1.0000
CARROLL ISD	OLD UNION ELEMENTARY	36.4206	35.0625	1.3581	1.0000
CARROLL ISD	ROBERT H ROCKENBAUGH ELEMENTARY	37.5155	30.6688	6.8467	6.0000
CARROLLTON- FARMERS BRANCH ISD	BLAIR INTERMEDIATE	27.0391	22.1372	4.9019	3.6667
CARROLLTON- FARMERS BRANCH ISD	BLALACK MIDDLE SCHOOL	69.1578	53.6858	15.4720	9.9997
CARROLLTON- FARMERS BRANCH ISD	BLANTON ELEMENTARY	32.5005	30.3338	2.1667	1.5000
CARROLLTON- FARMERS BRANCH ISD	BUSH MIDDLE SCHOOL	41.6416	36.4234	5.2182	3.4195
CARROLLTON- FARMERS BRANCH ISD	CARROLLTON ELEMENTARY	40.6628	35.6628	5.0000	5.0000
CARROLLTON- FARMERS BRANCH ISD	CENTRAL ELEMENTARY	45.9141	35.9141	10.0000	5.0000

District Name	Campus Name	Total FTE	In Field	Out of Field	No Certification
CARROLLTON-FARMERS BRANCH ISD	COUNTRY PLACE EL	26.1556	22.8988	3.2568	3.2568
CARROLLTON-FARMERS BRANCH ISD	CREEKVIEW HIGH SCHOOL	110.9449	85.4303	25.5146	13.1733
CARROLLTON-FARMERS BRANCH ISD	DAVIS ELEMENTARY	40.4650	36.7284	3.7366	3.5699
CARROLLTON-FARMERS BRANCH ISD	FARMERS BRANCH EL	39.7071	36.4963	3.2108	1.2108
CARROLLTON-FARMERS BRANCH ISD	FIELD MIDDLE SCHOOL	66.0305	58.5500	7.4805	5.4999
CARROLLTON-FARMERS BRANCH ISD	FURNEAUX ELEMENTARY	31.3340	31.0006	0.3334	0.3334
CARROLLTON-FARMERS BRANCH ISD	GOOD EL	35.6665	33.9165	1.7500	2.5000
CARROLLTON-FARMERS BRANCH ISD	GRIMES EDUCATION CENTER	12.0299	10.1371	1.8928	1.4533
CARROLLTON-FARMERS BRANCH ISD	HUIE SPECIAL EDUC CTR	11.0179	11.0179	0.0000	0.0000
CARROLLTON-FARMERS BRANCH ISD	KENT ELEMENTARY	36.9469	34.9948	1.9521	1.9521
CARROLLTON-FARMERS BRANCH ISD	LANDRY ELEMENTARY	31.9054	27.7458	4.1596	3.0816
CARROLLTON-FARMERS BRANCH ISD	LAS COLINAS ELEMENTARY	31.5010	30.5010	1.0000	1.0000
CARROLLTON-FARMERS BRANCH ISD	LONG MIDDLE SCHOOL	52.1972	41.3527	10.8445	7.3124
CARROLLTON-FARMERS BRANCH ISD	MCCOY EL	31.6268	28.8332	2.7936	2.6269
CARROLLTON-FARMERS BRANCH ISD	MCKAMY EL	33.7707	31.7707	2.0000	2.0000
CARROLLTON-FARMERS BRANCH ISD	MCLAUGHLIN EL	57.4231	47.8988	9.5243	4.6524
CARROLLTON-FARMERS BRANCH ISD	MCWHORTER ELEMENTARY	36.9113	28.5001	8.4112	4.9112
CARROLLTON-FARMERS BRANCH ISD	MONTGOMERY PRIMARY	30.3664	26.7158	3.6506	0.3173
CARROLLTON-FARMERS BRANCH ISD	PERRY MIDDLE SCHOOL	57.2696	44.9022	12.3674	8.0782
CARROLLTON-FARMERS BRANCH ISD	POLK MIDDLE SCHOOL	52.5257	42.1412	10.3845	6.3487
CARROLLTON-FARMERS BRANCH ISD	RAINWATER ELEMENTARY	25.1671	23.5003	1.6668	1.6668
CARROLLTON-FARMERS BRANCH ISD	RANCHVIEW HIGH SCHOOL	50.1383	42.4495	7.6888	5.5707
CARROLLTON-FARMERS BRANCH ISD	RIVERCHASE ELE	28.3110	26.0003	2.3107	2.3107
CARROLLTON-FARMERS BRANCH ISD	ROSEMEADE ELEMENTARY	25.0002	24.8573	0.1429	0.0000
CARROLLTON-FARMERS BRANCH ISD	SALAZAR ALTERNATIVE EDUCATION PROG	7.3852	6.0570	1.3282	0.8084
CARROLLTON-FARMERS BRANCH ISD	SHEFFIELD INT	27.7695	26.9994	0.7701	0.7701
CARROLLTON-FARMERS BRANCH ISD	SHEFFIELD PRIMARY	29.3802	26.5782	2.8020	2.8020
CARROLLTON-FARMERS BRANCH ISD	SMITH HIGH SCHOOL	120.5201	103.7121	16.8080	4.8814
CARROLLTON-FARMERS BRANCH ISD	STARK EL	45.2866	39.2848	6.0018	4.9251
CARROLLTON-FARMERS BRANCH ISD	THOMPSON ELEMENTARY	32.0491	28.0104	4.0387	3.7434
CARROLLTON-FARMERS BRANCH ISD	TURNER HIGH SCHOOL	122.6216	106.3709	16.2507	6.7216
CARROLLTON-FARMERS BRANCH ISD	VALLEY RANCH WEST EL	35.0735	31.6735	3.4000	3.2333
CARTHAGE ISD	BAKER-KOONCE INT	43.8225	40.4953	3.3272	2.0001
CARTHAGE ISD	CARTHAGE H S	57.8625	45.8668	11.9957	4.8996
CARTHAGE ISD	CARTHAGE J H	27.9778	19.4403	8.5375	0.9999
CARTHAGE ISD	CARTHAGE PRI	37.3079	35.7273	1.5806	0.0000
CARTHAGE ISD	LIBBY EL	22.5480	21.6496	0.8984	0.0000

District Name	Campus Name	Total FTE	In Field	Out of Field	No Certification
CASTLEBERRY ISD	A V CATO EL	20.0000	15.0000	5.0000	5.0000
CASTLEBERRY ISD	CASTLEBERRY EL	52.0135	45.2620	6.7515	6.0000
CASTLEBERRY ISD	CASTLEBERRY H S	38.4180	31.4829	6.9351	4.6556
CASTLEBERRY ISD	JOY JAMES EL	27.0000	19.0000	8.0000	7.0000
CASTLEBERRY ISD	MARSH MIDDLE	34.4257	23.5165	10.9092	4.5806
CASTLEBERRY ISD	REACH H S	4.5572	3.5572	1.0000	1.0000
CASTLEBERRY ISD	T R U C E LEARNING CTR	0.4516	0.4516	0.0000	0.0000
CAYUGA ISD	CAYUGA EL	19.7181	19.7181	0.0000	0.0000
CAYUGA ISD	CAYUGA H S	16.9739	12.7159	4.2580	2.5779
CAYUGA ISD	CAYUGA MIDDLE	11.7348	8.3966	3.3382	0.4222
CEDAR CREST CHARTER SCHOOL	CEDAR CREST CHARTER SCHOOL	4.7505	0.9606	3.7899	1.0002
CEDAR HILL ISD	BELT LINE INT	18.9976	11.9984	6.9992	3.9994
CEDAR HILL ISD	BRAY EL	21.0000	18.0000	3.0000	3.0000
CEDAR HILL ISD	CEDAR HILL H S	91.2492	64.0179	27.2313	16.5731
CEDAR HILL ISD	HIGH POINTE EL	35.0000	32.0000	3.0000	3.0000
CEDAR HILL ISD	HIGHLANDS EL	31.0000	25.0000	6.0000	4.0000
CEDAR HILL ISD	JOE WILSON INTERMEDIATE	23.9970	17.9974	5.9996	4.9995
CEDAR HILL ISD	LAKERIDGE ELEMENTARY	21.0000	20.0000	1.0000	1.0000
CEDAR HILL ISD	PLUMMER EL	32.4251	27.5000	4.9251	3.9251
CEDAR HILL ISD	W S PERMENTER MIDDLE	50.2430	31.1697	19.0733	11.0008
CEDAR HILL ISD	WATERFORD OAKS EL	32.9037	29.9037	3.0000	3.0000
CEDAR HILL ISD	WEST INT	25.9969	19.9971	5.9998	2.9998
CEDAR RIDGE CHARTER SCHOOL	CEDAR RIDGE CHARTER SCHOOL	8.5892	1.5881	7.0011	7.0011
CEDARS INTERNATIONAL ACADEMY	CEDARS INTERNATIONAL ACADEMY	17.1968	9.4252	7.7716	6.5554
CELESTE ISD	CELESTE ELEMENTARY	17.6060	17.5346	0.0714	0.0000
CELESTE ISD	CELESTE HIGH SCHOOL	13.3961	10.4084	2.9877	2.0003
CELESTE ISD	CELESTE JUNIOR HIGH	7.6222	5.9247	1.6975	0.0000
CELINA ISD	CELINA EL	27.6217	26.5146	1.1071	0.0000
CELINA ISD	CELINA H S	25.9553	16.1605	9.7948	3.0608
CELINA ISD	CELINA INTERMEDIATE	16.1797	13.2475	2.9322	2.5238
CELINA ISD	CELINA JUNIOR HIGH	16.3010	8.9239	7.3771	0.1754
CENTER ISD	CENTER EL	20.4817	19.5081	0.9736	0.9736
CENTER ISD	CENTER H S	43.9531	32.1727	11.7804	6.0002
CENTER ISD	CENTER INTERMEDIATE	15.0075	13.1479	1.8596	1.8596
CENTER ISD	CENTER MIDDLE SCHOOL	37.5859	29.7417	7.8442	3.0002
CENTER ISD	F L MOFFETT PRI	34.3048	29.7968	4.5080	2.5080
CENTER POINT ISD	CENTER POINT EL	18.6272	17.1148	1.5124	1.4148
CENTER POINT ISD	CENTER POINT H S	14.1843	9.5694	4.6149	1.1593
CENTER POINT ISD	CENTER POINT MIDDLE	8.3512	5.3444	3.0068	0.5828
CENTERVILLE ISD	CENTERVILLE EL	29.7928	29.4656	0.3272	0.0000
CENTERVILLE ISD	CENTERVILLE ELEMENTARY	8.6018	8.3160	0.2858	0.0000
CENTERVILLE ISD	CENTERVILLE H S	8.7010	5.7673	2.9337	0.5000
CENTERVILLE ISD	CENTERVILLE JR-SR H S	30.7197	24.6522	6.0675	3.1279
CENTRAL	CENTRAL EL	23.0335	22.0334	1.0001	1.0001
CENTRAL	CENTRAL H S	33.2503	25.9584	7.2919	5.0001
CENTRAL	CENTRAL J H	25.6232	21.7593	3.8639	0.0000
CENTRAL HEIGHTS ISD	CENTRAL HEIGHTS EL	29.2353	29.2353	0.0000	0.0000
CENTRAL HEIGHTS ISD	CENTRAL HEIGHTS H S	27.7286	23.8715	3.8571	1.0000
CENTRAL HEIGHTS ISD	SHARED SERVICE ARRANGEMENTS	0.2407	0.2407	0.0000	0.0000
CENTRAL ISD	CENTRAL PRI	23.1656	22.3833	0.7823	0.0000
CHANNELVIEW ISD	ALICE JOHNSON J H	69.0474	41.5979	27.4495	16.1801
CHANNELVIEW ISD	APOLLO	8.1333	4.2666	3.8667	1.0000
CHANNELVIEW ISD	B H HAMBLEN MIDDLE	44.2896	31.0230	13.2666	11.6664

District Name	Campus Name	Total FTE	In Field	Out of Field	No Certification
CHANNELVIEW ISD	CHANNELVIEW HIGH SCHOOL	100.0148	69.5316	30.4832	27.5738
CHANNELVIEW ISD	CRENSHAW PRIMARY	36.3531	32.0287	4.3244	3.0000
CHANNELVIEW ISD	DE ZAVALA EL	28.4563	26.2894	2.1669	1.3334
CHANNELVIEW ISD	DISTRICT ADMINISTRATION	2.0000	2.0000	0.0000	0.0000
CHANNELVIEW ISD	ENDEAVOR SCHOOL	20.5526	13.6431	6.9095	2.8021
CHANNELVIEW ISD	MCMULLAN PRIMARY	35.0000	29.0000	6.0000	5.0000
CHANNELVIEW ISD	SCHOCHLER PRIMARY	35.8927	29.8927	6.0000	6.0000
CHANNELVIEW ISD	VIOLA COBB ELEMENTARY	33.7779	24.7779	9.0000	9.0000
CHANNING ISD	CHANNING SCHOOL	14.0059	10.4080	3.5979	2.7611
CHAPEL HILL ISD	CHAPEL HILL EL	29.3032	27.5532	1.7500	1.0000
CHAPEL HILL ISD	CHAPEL HILL H S	81.9114	61.3373	20.5741	8.9241
CHAPEL HILL ISD	CHAPEL HILL J H	10.5876	6.8905	3.6971	1.4332
CHAPEL HILL ISD	CHAPEL HILL MIDDLE	41.3357	33.5087	7.8270	6.3208
CHAPEL HILL ISD	JACKSON EL	19.9972	14.0618	5.9354	3.9998
CHAPEL HILL ISD	STEPS	1.2713	0.4983	0.7730	0.0000
CHAPEL HILL ISD	W L KISSAM INT	37.7247	34.3371	3.3876	1.6335
CHAPEL HILL ISD	WISE EL	29.8375	22.1226	7.7149	5.8394
CHARLOTTE ISD	CHARLOTTE EL	19.5000	17.0000	2.5000	2.0000
CHARLOTTE ISD	CHARLOTTE H S	12.1056	10.3573	1.7483	0.7197
CHARLOTTE ISD	CHARLOTTE J H	7.4089	6.7561	0.6528	0.0000
CHEROKEE ISD	CHEROKEE ELEMENTARY	6.9680	6.9680	0.0000	0.0000
CHEROKEE ISD	CHEROKEE H S	9.6126	6.5710	3.0416	0.0000
CHESTER ISD	CHESTER EL	6.5282	6.5282	0.0000	0.0000
CHESTER ISD	CHESTER H S	9.8424	6.5671	3.2753	1.0000
CHICO ISD	CHICO ELEM	23.8906	22.8349	1.0557	0.0000
CHICO ISD	CHICO HIGH SCHOOL	19.0465	12.3196	6.7269	4.0003
CHICO ISD	CHICO MIDDLE	9.5425	8.9374	0.6051	0.0000
CHILDREN FIRST ACADEMY OF DALLAS	CHILDREN FIRST OF DALLAS	16.9626	2.0000	14.9626	14.9626
CHILDREN FIRST ACADEMY OF HOUSTON	CHILDREN FIRST ACADEMY OF HOUSTON	18.0000	0.0000	18.0000	18.0000
CHILDRESS ISD	CHILDRESS EL	41.1383	36.2959	4.8424	0.0000
CHILDRESS ISD	CHILDRESS H S	29.6433	26.2812	3.3621	1.0003
CHILDRESS ISD	CHILDRESS J H	20.7971	18.4056	2.3915	0.0000
CHILLICOTHE ISD	CHILLICOTHE EL	10.7709	10.4279	0.3430	0.0000
CHILLICOTHE ISD	CHILLICOTHE H S	8.4789	3.7700	4.7089	3.5558
CHILTON ISD	CHILTON SCHOOL	33.7263	23.8331	9.8932	7.8343
CHINA SPRING ISD	CHINA SPRING EL	51.6691	48.3965	3.2726	1.9998
CHINA SPRING ISD	CHINA SPRING H S	43.4769	42.2174	1.2595	0.0000
CHINA SPRING ISD	CHINA SPRING INTERMEDIATE	22.3097	22.3097	0.0000	0.0000
CHINA SPRING ISD	CHINA SPRING MIDDLE	20.2348	19.0354	1.1994	1.0002
CHIRENO ISD	CHIRENO EL	17.9320	13.5328	4.3992	2.6823
CHIRENO ISD	CHIRENO H S	10.6766	7.5265	3.1501	1.3177
CHIRENO ISD	SHARED SERVICE ARRANGEMENTS	0.0769	0.0769	0.0000	0.0000
CHISUM ISD	CHISUM ELEMENTARY SCHOOL	26.0408	25.6515	0.3893	0.0000
CHISUM ISD	CHISUM H S	25.0994	17.9869	7.1125	0.8000
CHISUM ISD	CHISUM MIDDLE SCHOOL	12.0209	11.3541	0.6668	0.0000
CHRISTOVAL ISD	CHRISTOVAL EL	10.5001	10.5001	0.0000	0.0000
CHRISTOVAL ISD	CHRISTOVAL H S	17.0018	14.5685	2.4333	0.4332
CISCO ISD	CISCO EL	27.4740	27.0226	0.4514	0.0000
CISCO ISD	CISCO H S	23.8783	18.8966	4.9817	1.5010
CISCO ISD	CISCO J H	14.8958	11.9521	2.9437	0.5556
CISCO ISD	CISCO LEARNING CENTER	3.1398	2.5426	0.5972	0.5280
CITY VIEW ISD	CITY VIEW ELEMENTARY	37.4337	35.0242	2.4095	2.0003
CITY VIEW ISD	CITY VIEW JUNIOR/SENIOR HIGH	32.6154	26.1898	6.4256	2.6996
CITY VIEW ISD	SHARED SERVICE ARRANGEMENTS	0.5992	0.5992	0.0000	0.0000

District Name	Campus Name	Total FTE	In Field	Out of Field	No Certification
CLARENDON ISD	CLARENDON EL	14.4330	13.4330	1.0000	0.0000
CLARENDON ISD	CLARENDON H S	16.3833	13.8205	2.5628	1.5024
CLARENDON ISD	CLARENDON J H	9.1911	6.1049	3.0862	2.3309
CLARENDON ISD	SHARED SERVICE ARRANGEMENTS	1.5000	1.0000	0.5000	0.0000
CLARKSVILLE ISD	CHEATHAM MIDDLE	22.5867	17.0362	5.5505	2.7652
CLARKSVILLE ISD	CLARKSVILLE EL	42.2061	42.0950	0.1111	0.0000
CLARKSVILLE ISD	CLARKSVILLE H S	23.7600	20.5141	3.2459	2.0024
CLAUDE ISD	CLAUDE EL	16.2918	16.1673	0.1245	0.0000
CLAUDE ISD	CLAUDE H S	19.2684	16.3878	2.8806	0.0000
CLEAR CREEK ISD	ARLYNE & PAT WEBER ELEMENTARY	40.5564	34.6364	5.9200	4.9198
CLEAR CREEK ISD	ARMAND BAYOU EL	34.0004	31.0004	3.0000	3.0000
CLEAR CREEK ISD	ART AND PAT GOFORTH ELEMENTARY SCH	43.9037	42.9037	1.0000	0.0000
CLEAR CREEK ISD	BAY EL	54.6172	53.4474	1.1698	0.0000
CLEAR CREEK ISD	BROOKSIDE INT	49.3147	42.9506	6.3641	2.1597
CLEAR CREEK ISD	BROOKWOOD EL	49.0001	44.8303	4.1698	2.0000
CLEAR CREEK ISD	C D LANDOLT EL	45.9999	44.9999	1.0000	0.0000
CLEAR CREEK ISD	CLEAR BROOK H S	140.9116	118.7274	22.1842	17.5510
CLEAR CREEK ISD	CLEAR CREEK H S	190.3736	158.9382	31.4354	22.4703
CLEAR CREEK ISD	CLEAR LAKE CITY EL	35.2001	33.0334	2.1667	2.0000
CLEAR CREEK ISD	CLEAR LAKE H S	181.7740	152.6858	29.0882	19.3161
CLEAR CREEK ISD	CLEAR LAKE INT	53.6956	45.1094	8.5862	3.5773
CLEAR CREEK ISD	CLEAR PATH ALTERNATIVE SCHOOL	10.0000	6.0000	4.0000	2.0000
CLEAR CREEK ISD	CLEAR VIEW ALTER	30.6118	22.7833	7.8285	3.0000
CLEAR CREEK ISD	CREEKSIDE INT	42.9251	34.3632	8.5619	1.9997
CLEAR CREEK ISD	DISTRICT ADMINISTRATION	1.0000	0.0000	1.0000	1.0000
CLEAR CREEK ISD	ED H WHITE EL	35.4523	32.7856	2.6667	2.0000
CLEAR CREEK ISD	FALCON PASS EL	50.6209	46.4542	4.1667	3.0000
CLEAR CREEK ISD	G H WHITCOMB EL	44.5476	42.0173	2.5303	0.3636
CLEAR CREEK ISD	HENRY BAUERSCHLAG ELEMENTARY SCHOOL	47.9790	42.8230	5.1560	2.9893
CLEAR CREEK ISD	I W AND ELEANOR HYDE EL	41.0004	41.0004	0.0000	0.0000
CLEAR CREEK ISD	JAMES H ROSS EL	37.9999	33.9999	4.0000	0.0000
CLEAR CREEK ISD	JOHN F WARD EL	45.1394	42.6492	2.4902	0.9572
CLEAR CREEK ISD	LAVACE STEWART EL	37.9731	28.9998	8.9733	1.9733
CLEAR CREEK ISD	LEAGUE CITY EL	32.9844	28.9844	4.0000	2.0000
CLEAR CREEK ISD	LEAGUE CITY INT	61.4938	55.0514	6.4424	1.3448
CLEAR CREEK ISD	LLOYD R FERGUSON EL	48.7707	47.8723	0.8984	0.8984
CLEAR CREEK ISD	MARGARET S MCWHIRTER EL	37.2524	32.0857	5.1667	0.0000
CLEAR CREEK ISD	NORTH POINTE EL	45.3939	43.3701	2.0238	1.8571
CLEAR CREEK ISD	P H GREENE EL	42.8772	35.0000	7.8772	6.8772
CLEAR CREEK ISD	SEABROOK INT	55.8563	43.8490	12.0073	3.5967
CLEAR CREEK ISD	SPACE CENTER INT	67.7812	57.2430	10.5382	2.9998
CLEAR CREEK ISD	VICTORY LAKES INTERMEDIATE	57.5506	45.9473	11.6033	3.5267
CLEAR CREEK ISD	WALTER HALL EL	33.0001	32.0001	1.0000	1.0000
CLEAR CREEK ISD	WEDGEWOOD EL	48.8507	44.8507	4.0000	4.0000
CLEBURNE ISD	ADAMS EL	22.7844	22.7844	0.0000	0.0000
CLEBURNE ISD	CLEBURNE H S	96.6674	77.9530	18.7144	8.0002
CLEBURNE ISD	CLEBURNE INTERMEDIATE	44.6203	37.5739	7.0464	7.0464
CLEBURNE ISD	CLEBURNE MIDDLE	50.6160	42.3611	8.2549	2.7335
CLEBURNE ISD	COLEMAN EL	39.6308	35.0335	4.5973	3.5973
CLEBURNE ISD	COOKE EL	35.3202	31.4871	3.8331	2.5376
CLEBURNE ISD	GERARD EL	28.7690	27.7690	1.0000	0.0000
CLEBURNE ISD	HILLTOP EL	43.3879	35.0666	8.3213	5.0000
CLEBURNE ISD	IRVING EL	28.1373	21.5515	6.5858	3.4608

District Name	Campus Name	Total FTE	In Field	Out of Field	No Certification
CLEBURNE ISD	TEAM SCH	5.3340	3.9626	1.3714	0.0000
CLEVELAND ISD	CLEVELAND H S	47.8280	37.2217	10.6063	6.1556
CLEVELAND ISD	CLEVELAND J H	35.3662	24.1922	11.1740	5.0004
CLEVELAND ISD	DOUGLASS SCH	6.0000	5.0000	1.0000	1.0000
CLEVELAND ISD	EASTSIDE INT	26.0868	22.2286	3.8582	3.7162
CLEVELAND ISD	NORTHSIDE EL	32.0000	30.4885	1.5115	1.0000
CLEVELAND ISD	SOUTHSIDE PRIMARY	53.1140	49.8707	3.2433	2.7433
CLIFTON ISD	CLIFTON EL	18.6666	17.5030	1.1636	0.0000
CLIFTON ISD	CLIFTON H S	19.8573	17.3333	2.5240	2.0420
CLIFTON ISD	CLIFTON INTERMEDIATE	13.9643	13.9643	0.0000	0.0000
CLIFTON ISD	CLIFTON MIDDLE	14.8984	12.9145	1.9839	0.0000
CLINT ISD	CLINT H S	30.5750	20.4198	10.1552	5.3754
CLINT ISD	CLINT J H	19.6341	12.1890	7.4451	2.8544
CLINT ISD	DESERT HILLS EL	55.9625	50.4240	5.5385	5.0000
CLINT ISD	DISTRICT ADMINISTRATION	9.0002	9.0002	0.0000	0.0000
CLINT ISD	EAST MONTANA MIDDLE	38.2103	28.7270	9.4833	2.7808
CLINT ISD	FRANK MACIAS ELEMENTARY	49.0180	43.5180	5.5000	2.0000
CLINT ISD	HORIZON MIDDLE SCHOOL	43.9369	32.5858	11.3511	5.6391
CLINT ISD	MONTANA VISTA ELEMENTARY SCHOOL	49.2385	43.4043	5.8342	4.8342
CLINT ISD	MOUNTAIN VIEW H S	51.1728	35.5971	15.5757	10.9398
CLINT ISD	NEW HORIZON MIDDLE	38.5542	28.5156	10.0386	5.4270
CLINT ISD	RED SANDS ELEMENTARY SCHOOL	51.8505	49.1838	2.6667	2.0000
CLINT ISD	WM DAVID SURRATT EL	45.9998	42.8338	3.1660	1.0000
CLYDE CONS ISD	CLYDE EL	31.9753	30.0426	1.9327	0.0000
CLYDE CONS ISD	CLYDE H S	34.2642	32.2105	2.0537	0.0000
CLYDE CONS ISD	CLYDE INT	22.4560	22.4560	0.0000	0.0000
CLYDE CONS ISD	CLYDE J H	16.5040	15.2494	1.2546	0.0000
COAHOMA ISD	COAHOMA EL	27.3086	25.3500	1.9586	0.9332
COAHOMA ISD	COAHOMA H S	21.4773	14.9873	6.4900	1.7967
COAHOMA ISD	COAHOMA J H	8.4897	6.8685	1.6212	0.0000
COLDSPRING-OAKHURST CONS ISD	COLDSPRING-OAKHURST H S	40.2013	28.6922	11.5091	9.0541
COLDSPRING-OAKHURST CONS ISD	COLDSPRING-OAKHURST INT	29.0000	25.0000	4.0000	3.0000
COLDSPRING-OAKHURST CONS ISD	LINCOLN J H	27.9120	20.7868	7.1252	2.0002
COLDSPRING-OAKHURST CONS ISD	STREET EL	32.0002	27.0002	5.0000	3.0000
COLEMAN ISD	COLEMAN EL	36.0006	34.9043	1.0963	0.0000
COLEMAN ISD	COLEMAN H S	21.5182	18.5233	2.9949	0.6556
COLEMAN ISD	COLEMAN J H	16.2197	12.8007	3.4190	0.0000
COLLEGE STATION ISD	A & M CONS H S	107.0270	93.2754	13.7516	6.1890
COLLEGE STATION ISD	A & M CONSOLIDATED MIDDLE SCHOOL	35.4105	33.4816	1.9289	0.0000
COLLEGE STATION ISD	CENTER FOR ALTERNATIVE LEARNING	3.6035	2.4251	1.1784	0.0000
COLLEGE STATION ISD	COLLEGE HILLS EL	45.4507	42.1582	3.2925	3.0000
COLLEGE STATION ISD	COLLEGE STATION MIDDLE SCHOOL	41.8456	38.8708	2.9748	0.0000
COLLEGE STATION ISD	CYPRESS GROVE INTERMEDIATE OAKWOOD INTERMEDIATE SCHOOL	36.2909	35.1337	1.1572	0.5857
COLLEGE STATION ISD	PEBBLE CREEK EL	37.1241	33.7539	3.3702	2.7273
COLLEGE STATION ISD	ROCK PRAIRIE EL	39.5985	38.5889	1.0096	0.0000
COLLEGE STATION ISD	SOUTH KNOLL EL	42.1425	38.7996	3.3429	1.0000
COLLEGE STATION ISD	SOUTHWOOD VALLEY EL	39.2111	37.8682	1.3429	1.0000
COLLINSVILLE ISD	COLLINSVILLE EL	21.3850	18.2995	3.0855	3.0855
COLLINSVILLE ISD	COLLINSVILLE H S	22.5754	16.9301	5.6453	3.0001

District Name	Campus Name	Total FTE	In Field	Out of Field	No Certification
COLMESNEIL ISD	COLMESNEIL EL	16.7853	14.3826	2.4027	1.8449
COLMESNEIL ISD	COLMESNEIL H S	12.0768	6.9838	5.0930	1.7637
COLMESNEIL ISD	COLMESNEIL MIDDLE	8.4673	4.1302	4.3371	0.8976
COLORADO ISD	COLORADO HIGH SCHOOL	25.0528	20.7306	4.3222	0.8028
COLORADO ISD	COLORADO MIDDLE	21.0551	16.6498	4.4053	1.9971
COLORADO ISD	HUTCHINSON ELEMENTARY	15.5150	12.5147	3.0003	2.0002
COLORADO ISD	KELLEY ELEMENTARY	21.6928	21.1928	0.5000	0.0000
COLUMBIA-BRAZORIA ISD	BARROW EL	45.1970	43.0529	2.1441	1.9999
COLUMBIA-BRAZORIA ISD	COLUMBIA H S	52.8703	45.3639	7.5064	7.0000
COLUMBIA-BRAZORIA ISD	WEST COLUMBIA EL	47.0059	42.8559	4.1500	2.0000
COLUMBIA-BRAZORIA ISD	WEST COLUMBIA J H	28.6745	21.8966	6.7779	1.0001
COLUMBIA-BRAZORIA ISD	WILD PEACH EL	21.0010	20.6690	0.3320	0.0000
COLUMBUS ISD	COLUMBUS EL	48.5943	45.4709	3.1234	2.9999
COLUMBUS ISD	COLUMBUS H S	33.2427	23.6695	9.5732	4.8291
COLUMBUS ISD	COLUMBUS J H	22.1302	17.1295	5.0007	2.0004
COMAL ISD	ARLON R SEAY INTERMEDIATE	43.0000	43.0000	0.0000	0.0000
COMAL ISD	BILL BROWN ELEMENTARY SCHOOL	49.8396	47.3503	2.4893	1.0000
COMAL ISD	BULVERDE ELEMENTARY SCHOOL	36.0000	36.0000	0.0000	0.0000
COMAL ISD	CANYON HIGH SCHOOL	94.1866	84.9251	9.2615	3.7467
COMAL ISD	CANYON INTERMEDIATE SCHOOL	37.3333	36.3333	1.0000	1.0000
COMAL ISD	CANYON MIDDLE	50.3048	43.0131	7.2917	2.0006
COMAL ISD	COMAL ELEMENTARY SCHOOL	56.0000	55.0000	1.0000	1.0000
COMAL ISD	COMAL LEADERSHIP INSTITUTE	5.8880	5.5070	0.3810	0.0000
COMAL ISD	DISTRICT ADMINISTRATION	13.8770	12.8770	1.0000	1.0000
COMAL ISD	FRAZIER ELEMENTARY SCHOOL	29.8333	29.8333	0.0000	0.0000
COMAL ISD	GOODWIN PRIMARY SCHOOL	28.5000	28.5000	0.0000	0.0000
COMAL ISD	HOFFMANN LANE ELEMENTARY SCHOOL	42.1087	42.1087	0.0000	0.0000
COMAL ISD	MH SPECHT ELEMENTARY SCHOOL	43.3893	42.3893	1.0000	1.0000
COMAL ISD	MOUNTAIN VALLEY ELEMENTARY SCHOOL	46.6952	42.7968	3.8984	3.8984
COMAL ISD	REBECCA CREEK ELEMENTARY SCHOOL	43.7540	42.7540	1.0000	0.0000
COMAL ISD	SMITHSON VALLEY HIGH SCHOOL	124.9567	108.2644	16.6923	4.2539
COMAL ISD	SMITHSON VALLEY MIDDLE	31.7513	25.9553	5.7960	2.0002
COMAL ISD	SPRING BRANCH MIDDLE	40.2936	30.3452	9.9484	4.6895
COMANCHE ISD	COMANCHE H S	27.5932	23.3359	4.2573	3.6977
COMANCHE ISD	COMANCHE PRI	49.0433	47.8905	1.1528	1.0001
COMANCHE ISD	JEFFERIES J H	19.5209	14.8950	4.6259	3.5901
COMFORT ISD	COMFORT EL	43.7769	38.8954	4.8815	1.9733
COMFORT ISD	COMFORT H S	27.1086	21.2039	5.9047	1.9996
COMFORT ISD	COMFORT MIDDLE	22.1720	18.3364	3.8356	2.0000
COMMERCE ISD	ALBERT C WILLIAMS EL	25.3117	25.3117	0.0000	0.0000
COMMERCE ISD	COMMERCE EL	26.7017	24.8891	1.8126	1.5000
COMMERCE ISD	COMMERCE H S	33.5364	22.0575	11.4789	7.4576
COMMERCE ISD	COMMERCE MIDDLE	25.5492	20.3679	5.1813	2.5102
COMMERCE ISD	SHARED SERVICE ARRANGEMENTS	1.5014	0.3250	1.1764	1.0000
COMMERCE ISD	SUMMITT HOUSE	1.8000	0.8000	1.0000	1.0000
COMMUNITY ISD	COMMUNITY H S	32.8484	21.4878	11.3606	5.0000
COMMUNITY ISD	COMMUNITY INTERMEDIATE	15.3098	14.3097	1.0001	1.0001
COMMUNITY ISD	COMMUNITY MIDDLE	21.8822	18.0441	3.8381	3.7877

District Name	Campus Name	Total FTE	In Field	Out of Field	No Certification
COMMUNITY ISD	MCCLENDON EL	24.1525	20.1872	3.9653	2.7045
COMO-PICKTON CISD	COMO-PICKTON SCHOOL	50.5390	37.7486	12.7904	5.0828
COMQUEST ACADEMY	COMQUEST ACADEMY	5.0479	0.0000	5.0479	3.5481
COMSTOCK ISD	COMSTOCK SCHOOL	18.0018	12.4893	5.5125	1.9998
CONNALLY ISD	CONNALLY ELEMENTARY SCHOOL	24.4444	22.0567	2.3877	2.3877
CONNALLY ISD	CONNALLY H S	38.5174	30.8007	7.7167	3.8237
CONNALLY ISD	CONNALLY INTERMEDIATE CENTER	25.4919	24.1042	1.3877	1.3877
CONNALLY ISD	CONNALLY JUNIOR HIGH	20.4429	15.6344	4.8085	1.0001
CONNALLY ISD	CONNALLY PRIMARY SCHOOL	33.2679	32.4658	0.8021	0.8021
CONNALLY ISD	ELM MOTT CENTER	8.0000	8.0000	0.0000	0.0000
CONNALLY ISD	LAKEVIEW ACADEMY	1.6000	0.8762	0.7238	0.0000
CONROE ISD	A D FORD EL	67.9127	61.0624	6.8503	6.8503
CONROE ISD	ANDERSON EL	45.0246	36.9765	8.0481	6.9572
CONROE ISD	ARMSTRONG EL	39.5072	31.3360	8.1712	5.8076
CONROE ISD	AUSTIN EL	35.8382	33.7473	2.0909	1.0000
CONROE ISD	B B RICE EL	35.0005	29.8932	5.1073	4.0000
CONROE ISD	BRANCH CROSSING JUNIOR HIGH SCHOOL	84.9959	64.5368	20.4591	9.4157
CONROE ISD	BUCKALEW EL	47.0708	42.9280	4.1428	4.0000
CONROE ISD	BUSH EL	39.6877	39.6365	0.0512	0.0512
CONROE ISD	C D YORK J H	62.6822	50.1623	12.5199	3.9409
CONROE ISD	CANEY CREEK H S	92.2081	74.5591	17.6490	10.7354
CONROE ISD	COLLINS INT	35.1856	32.1855	3.0001	3.0001
CONROE ISD	CONROE H S	152.1210	120.1008	32.0202	20.1102
CONROE ISD	CREIGHTON ELEMENTARY	56.8416	45.5742	11.2674	9.0000
CONROE ISD	DAVID EL	34.2055	33.0204	1.1851	1.0000
CONROE ISD	DISTRICT ADMINISTRATION	1.0000	1.0000	0.0000	0.0000
CONROE ISD	DOLLY VOGEL INTERMEDIATE	58.1089	54.3711	3.7378	2.7378
CONROE ISD	GALATAS EL	35.0618	34.0618	1.0000	1.0000
CONROE ISD	GIESINGER EL	39.5787	35.6429	3.9358	1.9358
CONROE ISD	GLEN LOCH EL	35.1637	32.2349	2.9288	2.8548
CONROE ISD	GRANGERLAND INTERMEDIATE	59.1958	55.1773	4.0185	3.0000
CONROE ISD	HOUSER ELEMENTARY	50.5858	50.0858	0.5000	0.5000
CONROE ISD	HOUSTON EL	41.1889	36.3948	4.7941	2.0000
CONROE ISD	JUVENILE DETENTION CTR	4.0000	2.0000	2.0000	1.0000
CONROE ISD	KNOX JUNIOR HIGH SCHOOL	59.8804	44.4732	15.4072	6.9945
CONROE ISD	LAMAR EL	39.4969	32.8340	6.6629	6.0001
CONROE ISD	MILAM EL	41.2209	35.4132	5.8077	5.8077
CONROE ISD	MITCHELL INT	51.9203	48.3740	3.5463	3.5463
CONROE ISD	MONTGOMERY COUNTY JJAEP	5.0717	3.4668	1.6049	0.0000
CONROE ISD	MOORHEAD J H	47.9037	37.5418	10.3619	8.3121
CONROE ISD	NEW WOODLANDS SENIOR HIGH	100.0950	86.1603	13.9347	8.9992
CONROE ISD	OAK RIDGE EL	40.6506	34.4998	6.1508	6.0767
CONROE ISD	OAK RIDGE H S	112.4017	88.4397	23.9620	14.1437
CONROE ISD	PATHWAYS	6.0000	6.0000	0.0000	0.0000
CONROE ISD	PEET J H	55.8538	45.3574	10.4964	5.2379
CONROE ISD	POWELL EL	43.4002	40.4002	3.0000	3.0715
CONROE ISD	RUNYAN EL	41.0902	30.9994	10.0908	7.9999
CONROE ISD	SALLY RIDE EL	27.5321	27.5321	0.0000	0.0000
CONROE ISD	SAM HAILEY EL	36.1434	34.1062	2.0372	2.0002
CONROE ISD	SAN JACINTO EL	36.9390	34.0639	2.8751	2.8751
CONROE ISD	THE WOODLANDS H S	200.7426	177.1205	23.6221	8.0011
CONROE ISD	TOUGH ELEMENTARY	54.7850	50.7343	4.0507	3.0000
CONROE ISD	TRAVIS INTERMEDIATE	43.5250	34.5250	9.0000	7.0000
CONROE ISD	W L HAUKE ALTER ED	13.1946	10.6172	2.5774	0.0000

District Name	Campus Name	Total FTE	In Field	Out of Field	No Certification
CONROE ISD	WASHINGTON JUNIOR HIGH	44.7501	30.6881	14.0620	8.0144
CONROE ISD	WILKERSON INT	45.6299	41.2405	4.3894	4.2227
COOLIDGE ISD	COOLIDGE EL	9.9683	6.9496	3.0187	1.5293
COOLIDGE ISD	COOLIDGE H S	10.3993	5.9950	4.4043	2.1370
COOPER ISD	COOPER EL	30.4082	28.5044	1.9038	1.7370
COOPER ISD	COOPER H S	20.1075	14.0200	6.0875	2.4401
COOPER ISD	COOPER J H	13.2513	9.7458	3.5055	0.6666
COPPELL ISD	ALL DISTRICT	3.2504	1.2502	2.0002	0.0000
COPPELL ISD	AUSTIN EL	36.4465	29.9573	6.4892	5.0000
COPPELL ISD	COMPASS ACADEMY	2.0001	0.2095	1.7906	0.0000
COPPELL ISD	COPPELL H S	156.1410	131.7989	24.3421	6.7705
COPPELL ISD	COPPELL MIDDLE EAST	43.8716	40.3280	3.5436	2.0000
COPPELL ISD	COPPELL MIDDLE NORTH	49.2177	37.7068	11.5109	4.0001
COPPELL ISD	COPPELL MIDDLE WEST	55.1957	47.5403	7.6554	4.7551
COPPELL ISD	COTTONWOOD CREEK EL	32.4086	32.4086	0.0000	0.0000
COPPELL ISD	DENTON CREEK EL	32.9926	31.9926	1.0000	1.0000
COPPELL ISD	LAKESIDE EL	34.4866	34.4866	0.0000	0.0000
COPPELL ISD	LEE EL	31.3122	31.3122	0.0000	0.0000
COPPELL ISD	MOCKINGBIRD EL	32.5145	31.5145	1.0000	1.0000
COPPELL ISD	PINKERTON EL	22.3825	18.3825	4.0000	4.0000
COPPELL ISD	TOWN CENTER EL	33.8223	30.8223	3.0000	2.0000
COPPELL ISD	VALLEY RANCH EL	31.9839	29.8934	2.0905	0.0000
COPPELL ISD	WILSON EL	30.1435	30.1435	0.0000	0.0000
COPPERAS COVE ISD	C R CLEMENTS INT	34.6155	27.7484	6.8671	6.8671
COPPERAS COVE ISD	COPPERAS COVE H S	105.7875	83.0356	22.7519	11.3193
COPPERAS COVE ISD	COPPERAS COVE J H	29.3473	20.9570	8.3903	5.5268
COPPERAS COVE ISD	CROSSROADS HIGH SCHOOL	3.4013	1.6947	1.7066	0.0000
COPPERAS COVE ISD	DISTRICT ADMINISTRATION	3.0000	2.0000	1.0000	0.0000
COPPERAS COVE ISD	FAIRVIEW EL	56.2021	50.3518	5.8503	3.8503
COPPERAS COVE ISD	HETTIE HALSTEAD ELEMENTARY	32.5438	30.5438	2.0000	2.0000
COPPERAS COVE ISD	HOLLIE PARSONS EL	31.1399	31.1399	0.0000	0.0000
COPPERAS COVE ISD	J L WILLIAMS EL	29.6564	27.6821	1.9743	1.6310
COPPERAS COVE ISD	LOVETT LEDGER INT	35.3737	31.7047	3.6690	3.6690
COPPERAS COVE ISD	MAE STEVENS EL	26.4878	26.1544	0.3334	0.0000
COPPERAS COVE ISD	MARTIN WALKER EL	40.1320	37.1322	2.9998	1.9998
COPPERAS COVE ISD	S C LEE J H	35.4827	24.7582	10.7245	3.6361
CORPUS CHRISTI ISD	ALLEN EL	27.0663	23.2000	3.8663	3.0000
CORPUS CHRISTI ISD	ALTERNATIVE H S CTR	10.9514	10.3820	0.5694	0.0000
CORPUS CHRISTI ISD	BAKER MIDDLE	46.2938	34.8672	11.4266	6.7594
CORPUS CHRISTI ISD	BARNES EL	35.3984	35.3984	0.0000	0.0000
CORPUS CHRISTI ISD	BROWNE MIDDLE	34.6328	30.5899	4.0429	0.0000
CORPUS CHRISTI ISD	CALK EL	26.9830	25.9830	1.0000	1.0000
CORPUS CHRISTI ISD	CARROLL H S	117.6439	96.7916	20.8523	11.8835
CORPUS CHRISTI ISD	CARROLL LANE EL	23.6125	23.6125	0.0000	0.0000
CORPUS CHRISTI ISD	CASA LINDA EL	24.3257	24.3257	0.0000	0.0000
CORPUS CHRISTI ISD	CENTRAL PARK EL	26.1520	19.9787	6.1733	3.8877
CORPUS CHRISTI ISD	CHULA VISTA FINE ARTS	30.4164	26.6250	3.7914	2.0000
CORPUS CHRISTI ISD	CLUB ESTATES	28.0385	25.0385	3.0000	1.0000
CORPUS CHRISTI ISD	CROCKETT EL	33.5833	27.0448	6.5385	6.0000
CORPUS CHRISTI ISD	CULLEN MIDDLE	24.7892	16.8960	7.8932	5.5586
CORPUS CHRISTI ISD	CUNNINGHAM MIDDLE	30.4380	24.9018	5.5362	4.4370
CORPUS CHRISTI ISD	DAWSON EL	36.9737	35.8337	1.1400	0.0000
CORPUS CHRISTI ISD	DRISCOLL MIDDLE	33.1142	21.9596	11.1546	6.9514
CORPUS CHRISTI ISD	EARLY CHILDHOOD DEVELOPMENT CTR	9.0000	6.0000	3.0000	1.0000
CORPUS CHRISTI ISD	EVANS EL	27.8392	24.7559	3.0833	1.0000

District Name	Campus Name	Total FTE	In Field	Out of Field	No Certification
CORPUS CHRISTI ISD	FANNIN EL	33.6464	30.6464	3.0000	1.0000
CORPUS CHRISTI ISD	GALVAN EL	35.4017	32.4231	2.9786	1.0000
CORPUS CHRISTI ISD	GARCIA EL	25.8499	24.9996	0.8503	0.8503
CORPUS CHRISTI ISD	GIBSON EL	26.3996	25.3996	1.0000	1.0000
CORPUS CHRISTI ISD	GRANT MIDDLE	46.8285	37.7285	9.1000	2.0000
CORPUS CHRISTI ISD	HAAS MIDDLE	27.9214	21.9724	5.9490	3.0000
CORPUS CHRISTI ISD	HAMLIN MIDDLE	31.6242	25.9520	5.6722	2.4042
CORPUS CHRISTI ISD	HOUSTON EL	33.7006	33.2006	0.5000	0.5000
CORPUS CHRISTI ISD	JONES EL	36.2004	35.8670	0.3334	0.0000
CORPUS CHRISTI ISD	KAFFIE MIDDLE SCHOOL	41.9180	37.2467	4.6713	0.9842
CORPUS CHRISTI ISD	KING H S	119.3628	100.3826	18.9802	9.8445
CORPUS CHRISTI ISD	KOSTORYZ EL	39.7774	36.8737	2.9037	1.9037
CORPUS CHRISTI ISD	LAMAR EL	26.7613	21.1249	5.6364	2.6364
CORPUS CHRISTI ISD	LEXINGTON EL	20.4033	18.3568	2.0465	1.9037
CORPUS CHRISTI ISD	LOS ENCINOS EL	26.6607	23.5179	3.1428	2.0000
CORPUS CHRISTI ISD	LOZANO EL	40.4866	40.4866	0.0000	0.0000
CORPUS CHRISTI ISD	MARTIN MIDDLE	33.6490	27.6484	6.0006	2.0004
CORPUS CHRISTI ISD	MARY GRETT SCHOOL	24.0000	23.0000	1.0000	0.0000
CORPUS CHRISTI ISD	MEADOWBROOK EL	33.3920	31.8840	1.5080	1.5080
CORPUS CHRISTI ISD	MENGER EL	30.7124	27.7124	3.0000	3.0000
CORPUS CHRISTI ISD	MILLER HIGH SCHOOL CTR FOR COMMUN	92.4511	68.2281	24.2230	10.8571
CORPUS CHRISTI ISD	MIRELES ELEMENTARY	49.9145	46.2461	3.6684	2.6684
CORPUS CHRISTI ISD	MONTCLAIR EL	30.0808	29.1771	0.9037	0.9037
CORPUS CHRISTI ISD	MOODY H S	104.9353	81.3489	23.5864	12.6039
CORPUS CHRISTI ISD	MOORE EL	37.1005	34.4000	2.7005	1.0000
CORPUS CHRISTI ISD	OAK PARK EL	38.0587	37.2894	0.7693	0.0000
CORPUS CHRISTI ISD	PRESCOTT EL	20.6996	19.6996	1.0000	1.0000
CORPUS CHRISTI ISD	RAY H S	110.7505	92.5780	18.1725	11.6677
CORPUS CHRISTI ISD	SANDERS EL	26.4996	25.4996	1.0000	1.0000
CORPUS CHRISTI ISD	SCHANEN EL	29.3996	27.3163	2.0833	1.0000
CORPUS CHRISTI ISD	SMITH EL	24.0183	24.0183	0.0000	0.0000
CORPUS CHRISTI ISD	SOUTH PARK MIDDLE	31.3290	23.3540	7.9750	7.0000
CORPUS CHRISTI ISD	STUDENT LEARNING AND GUIDANCE CENTER	23.3101	10.9568	12.3533	0.9998
CORPUS CHRISTI ISD	TRAVIS EL	23.4996	22.9998	0.4998	0.4998
CORPUS CHRISTI ISD	WILSON EL	42.6100	39.2382	3.3718	1.8878
CORPUS CHRISTI ISD	WINDSOR PARK G/T	36.2857	34.2857	2.0000	2.0000
CORPUS CHRISTI ISD	WOODLAWN EL	26.6731	26.6731	0.0000	0.0000
CORPUS CHRISTI ISD	WYNN SEALE ACADEMY OF FINE ARTS	39.6143	34.8073	4.8070	1.5800
CORPUS CHRISTI ISD	YEAGER EL	31.7269	30.9996	0.7273	0.7273
CORPUS CHRISTI ISD	ZAVALA EL	36.7008	32.2008	4.5000	1.0000
CORRIGAN-CAMDEN ISD	CORRIGAN-CAMDEN EL	17.5001	15.5001	2.0000	2.0000
CORRIGAN-CAMDEN ISD	CORRIGAN-CAMDEN H S	27.5131	16.8093	10.7038	6.6300
CORRIGAN-CAMDEN ISD	CORRIGAN-CAMDEN J H	14.4816	6.6605	7.8211	3.3703
CORRIGAN-CAMDEN ISD	CORRIGAN-CAMDEN PRI	25.5000	23.5000	2.0000	1.0000
CORSICANA ISD	BOWIE ELEMENTARY	40.7565	40.6110	0.1455	0.0000
CORSICANA ISD	CARROLL EL	45.9010	40.9010	5.0000	2.0000
CORSICANA ISD	COLLINS MIDDLE	45.4488	29.8442	15.6046	4.1745
CORSICANA ISD	CORSICANA H IGH SCHOOL	83.2378	64.8706	18.3672	6.8359
CORSICANA ISD	DRANE INT	18.3182	17.3182	1.0000	1.0000
CORSICANA ISD	FANNIN EL	42.6416	39.6415	3.0001	2.0000
CORSICANA ISD	JOSE ANTONIO NAVARRO EL	51.1216	49.1217	1.9999	0.9999
CORSICANA ISD	SP ED CTR	1.5989	1.5989	0.0000	0.0000
COTTON CENTER ISD	COTTON CENTER SCHOOL	14.3190	12.1682	2.1508	1.6248
COTULLA ISD	BURKS EL	20.4253	18.7263	1.6990	0.0000

District Name	Campus Name	Total FTE	In Field	Out of Field	No Certification
COTULLA ISD	COTULLA ALTERNATIVE	8.4232	5.6027	2.8205	2.3256
COTULLA ISD	COTULLA H S	19.2110	11.1810	8.0300	5.1379
COTULLA ISD	ENCINAL EL	8.6260	7.6760	0.9500	0.0000
COTULLA ISD	FRANK NEWMAN MIDDLE	24.3122	20.0992	4.2130	1.7877
COTULLA ISD	RAMIREZ EL	12.9489	9.9489	3.0000	1.0000
COUPLAND ISD	COUPLAND EL	12.6634	10.7072	1.9562	1.0000
COVINGTON ISD	COVINGTON SCHOOL	20.7013	14.8224	5.8789	2.6950
CRANDALL ISD	CRANDALL ALTER CTR	2.8783	1.9099	0.9684	0.0000
CRANDALL ISD	CRANDALL EL	27.2857	22.2857	5.0000	5.0000
CRANDALL ISD	CRANDALL H S	39.6456	31.4962	8.1494	2.2784
CRANDALL ISD	CRANDALL INT	27.9242	24.4817	3.4425	3.4425
CRANDALL ISD	L F RAYNES MIDDLE	26.8534	22.9258	3.9276	0.9233
CRANE ISD	CRANE EL	31.5880	31.3880	0.2000	0.0000
CRANE ISD	CRANE H S	31.3373	26.8919	4.4454	0.0000
CRANE ISD	CRANE MIDDLE	21.0569	19.6266	1.4303	0.0000
CRANFILLS GAP ISD	CRANFILLS GAP SCHOOL	14.5313	11.4542	3.0771	1.0003
CRAWFORD ISD	CRAWFORD EL	13.0992	11.1457	1.9535	0.8965
CRAWFORD ISD	CRAWFORD H S	14.0076	11.9343	2.0733	0.1112
CRAWFORD ISD	CRAWFORD MIDDLE SCHOOL	16.0905	11.8503	4.2402	0.6668
CROCKETT CO CONS CSD	OZONA H S	21.8927	16.1833	5.7094	2.3093
CROCKETT CO CONS CSD	OZONA INT	14.7196	13.7196	1.0000	1.0000
CROCKETT CO CONS CSD	OZONA MIDDLE	16.7407	12.8217	3.9190	2.0000
CROCKETT CO CONS CSD	OZONA PRI	15.1052	13.1052	2.0000	1.0000
CROCKETT ISD	CROCKETT ALTERNATIVE CAMPUS	2.0000	1.0000	1.0000	0.0000
CROCKETT ISD	CROCKETT EL	34.4999	27.5000	6.9999	6.9999
CROCKETT ISD	CROCKETT H S	35.7523	22.3963	13.3560	7.2286
CROCKETT ISD	CROCKETT INT	10.7393	9.7394	0.9999	0.9999
CROCKETT ISD	CROCKETT J H	22.3866	15.1173	7.2693	4.7232
CROCKETT ISD	EARLY CHILDHOOD CTR	12.0000	12.0000	0.0000	0.0000
CROSBY ISD	BARRETT PRIMARY	43.4167	39.4167	4.0000	4.0000
CROSBY ISD	CROSBY HIGH SCHOOL	84.3528	63.1918	21.1610	13.0875
CROSBY ISD	CROSBY KINDERGARTEN CENTER	25.0000	20.5000	4.5000	3.0000
CROSBY ISD	CROSBY MIDDLE	47.3144	28.4664	18.8480	11.8361
CROSBY ISD	DISTRICT ADMINISTRATION	2.0000	2.0000	0.0000	0.0000
CROSBY ISD	DREW INTERMEDIATE	37.3265	28.3265	9.0000	9.0000
CROSBY ISD	NEWPORT ELEMENTARY	36.5420	34.2384	2.3036	1.5814
CROSBYTON ISD	CROSBYTON EL	19.4228	19.2123	0.2105	0.0000
CROSBYTON ISD	CROSBYTON H S	14.5551	8.8015	5.7536	2.3223
CROSBYTON ISD	CROSBYTON MIDDLE	10.7327	6.6509	4.0818	1.5130
CROSS PLAINS ISD	CROSS PLAINS EL	15.0881	13.5164	1.5717	0.0000
CROSS PLAINS ISD	CROSS PLAINS H S	12.2756	7.9831	4.2925	0.6000
CROSS ROADS ISD	CROSS ROADS EL	17.3264	15.8924	1.4340	0.6454
CROSS ROADS ISD	CROSS ROADS H S	13.4393	11.3284	2.1109	1.6740
CROSS ROADS ISD	CROSS ROADS J H	8.9498	6.3687	2.5811	1.8108
CROSSROADS COMMUNITY ED CTR CHARTER	CROSSROAD COMMUNITY ED CTR CHARTER	1.6037	1.0690	0.5347	0.5347
CROWELL ISD	CROWELL EL	11.3645	10.8948	0.4697	0.3017
CROWELL ISD	CROWELL H S	11.5691	7.3274	4.2417	2.1506
CROWLEY ISD	BESS RACE EL	39.9537	38.5960	1.3577	1.0000
CROWLEY ISD	CROWLEY H S	81.9843	72.6658	9.3185	5.3070
CROWLEY ISD	CROWLEY MIDDLE	57.0775	42.4745	14.6030	2.6787
CROWLEY ISD	DALLAS PARK ELEMENTARY	55.6881	49.7483	5.9398	4.4930

District Name	Campus Name	Total FTE	In Field	Out of Field	No Certification
CROWLEY ISD	DEER CREEK EL	36.4096	36.3208	0.0888	0.0000
CROWLEY ISD	DISTRICT ADMINISTRATION	0.4973	0.0000	0.4973	0.0000
CROWLEY ISD	H F STEVENS MIDDLE	51.0647	38.9202	12.1445	1.8080
CROWLEY ISD	JACKIE CARDEN EL	44.5626	43.2032	1.3594	1.0000
CROWLEY ISD	MEADOWCREEK EL	48.0859	46.2613	1.8246	1.4803
CROWLEY ISD	NORTH CROWLEY H S	90.7417	79.5013	11.2404	6.6226
CROWLEY ISD	OAKMONT EL	50.5062	47.0118	3.4944	3.0000
CROWLEY ISD	PARKWAY EL	48.9689	45.2660	3.7029	2.0000
CROWLEY ISD	SYCAMORE EL	39.6715	37.5527	2.1188	1.8001
CRYSTAL CITY ISD	BENITO JUAREZ EL	20.8793	19.7734	1.1059	1.0001
CRYSTAL CITY ISD	CRYSTAL CITY H S	34.9037	25.0035	9.9002	7.8998
CRYSTAL CITY ISD	FLY J H	20.3586	14.4429	5.9157	4.2237
CRYSTAL CITY ISD	TOMAS RIVERA/ZAVALA EL	24.8395	17.8395	7.0000	2.0000
CUERO ISD	CUERO H S	41.6786	28.3427	13.3359	5.6731
CUERO ISD	CUERO J H	34.4045	30.7577	3.6468	0.6265
CUERO ISD	FRENCH EL	25.3334	23.7334	1.6000	1.0000
CUERO ISD	HUNT EL	32.7791	30.1695	2.6096	2.1096
CULBERSON COUNTY- ALLAMOORE ISD	EAGLE EL	20.4874	16.4088	4.0786	2.0786
CULBERSON COUNTY- ALLAMOORE ISD	VAN HORN H S	19.0420	11.3954	7.6466	2.9570
CULBERSON COUNTY- ALLAMOORE ISD	VAN HORN J H	11.9631	8.0214	3.9417	0.9829
CUMBERLAND ACADEMY	CUMBERLAND ACADEMY	15.9091	12.8711	3.0380	3.0007
CUMBY ISD	CUMBY EL	19.1200	16.4513	2.6687	2.6687
CUMBY ISD	CUMBY H S	16.8604	11.8194	5.0410	1.1910
CUSHING ISD	CUSHING ELEMENTARY	12.5604	12.3604	0.2000	0.0000
CUSHING ISD	CUSHING SCHOOL	18.6326	15.3158	3.3168	0.0000
CUSHING ISD	SHARED SERVICE ARRANGEMENTS	1.0000	1.0000	0.0000	0.0000
CYPRESS-FAIRBANKS ISD	ALTER LRN CTR	25.8895	13.5310	12.3585	5.0001
CYPRESS-FAIRBANKS ISD	ARAGON MIDDLE SCHOOL	69.6418	59.8941	9.7477	1.7185
CYPRESS-FAIRBANKS ISD	ARNOLD MIDDLE SCHOOL	66.7569	55.0849	11.6720	2.3262
CYPRESS-FAIRBANKS ISD	AULT EL	53.1613	49.1145	4.0468	1.0000
CYPRESS-FAIRBANKS ISD	B F ADAM EL	60.5004	56.1083	4.3921	4.0002
CYPRESS-FAIRBANKS ISD	BANE EL	67.0163	48.9740	18.0423	10.4225
CYPRESS-FAIRBANKS ISD	BANG EL	54.1392	47.0936	7.0456	5.5456
CYPRESS-FAIRBANKS ISD	BIRKES ELEMENTARY	84.3175	76.5471	7.7704	4.7704
CYPRESS-FAIRBANKS ISD	BLEYL MIDDLE SCHOOL	78.8120	71.4649	7.3471	0.0000
CYPRESS-FAIRBANKS ISD	CAMPBELL MIDDLE SCHOOL	82.0146	65.4051	16.6095	10.9556
CYPRESS-FAIRBANKS ISD	COOK MIDDLE SCHOOL	84.4527	70.8140	13.6387	4.8509
CYPRESS-FAIRBANKS ISD	COPELAND EL	59.1367	54.3348	4.8019	3.8019
CYPRESS-FAIRBANKS ISD	CY-FAIR H S	201.9061	181.1611	20.7450	12.8629
CYPRESS-FAIRBANKS ISD	CYPRESS CREEK H S	157.3845	139.7026	17.6819	6.6433
CYPRESS-FAIRBANKS ISD	CYPRESS FALLS H S	186.4461	157.1904	29.2557	16.5462
CYPRESS-FAIRBANKS ISD	CYPRESS RIDGE HIGH SCHOOL	194.5894	147.0943	47.4951	30.7196
CYPRESS-FAIRBANKS ISD	CYPRESS SPRINGS H S	210.8097	172.5789	38.2308	23.6544

District Name	Campus Name	Total FTE	In Field	Out of Field	No Certification
CYPRESS-FAIRBANKS ISD	DEAN MIDDLE SCHOOL	81.0784	63.7722	17.3062	8.3674
CYPRESS-FAIRBANKS ISD	DISTRICT ADMINISTRATION	23.9035	20.4846	3.4189	0.8770
CYPRESS-FAIRBANKS ISD	ELEMENTARY # 37	71.4015	68.5096	2.8919	2.7059
CYPRESS-FAIRBANKS ISD	ELEMENTARY # 38	75.0491	54.4923	20.5568	12.8824
CYPRESS-FAIRBANKS ISD	EMMOTT EL	54.0005	53.7419	0.2586	0.0000
CYPRESS-FAIRBANKS ISD	FARNEY ELEMENTARY	67.0703	61.5531	5.5172	4.0000
CYPRESS-FAIRBANKS ISD	FIEST EL	55.9472	49.7980	6.1492	4.9465
CYPRESS-FAIRBANKS ISD	FRANCONE EL	61.9653	52.0986	9.8667	3.6843
CYPRESS-FAIRBANKS ISD	FRAZIER EL	62.6956	49.4475	13.2481	6.6954
CYPRESS-FAIRBANKS ISD	GLEASON ELEMENTARY	57.7437	51.8036	5.9401	3.7810
CYPRESS-FAIRBANKS ISD	GOODSON MIDDLE SCHOOL	65.3225	57.2309	8.0916	1.7110
CYPRESS-FAIRBANKS ISD	HAIRGROVE EL	63.7901	47.3318	16.4583	9.8078
CYPRESS-FAIRBANKS ISD	HAMILTON EL	50.6909	48.6909	2.0000	2.0000
CYPRESS-FAIRBANKS ISD	HAMILTON MIDDLE SCHOOL	74.2400	62.2464	11.9936	1.8182
CYPRESS-FAIRBANKS ISD	HOLBROOK EL	61.2171	55.5807	5.6364	3.7112
CYPRESS-FAIRBANKS ISD	HOLMSLEY EL	66.9893	56.5082	10.4811	3.9892
CYPRESS-FAIRBANKS ISD	HORNE EL	60.0834	52.3045	7.7789	5.8182
CYPRESS-FAIRBANKS ISD	JERSEY VILLAGE H S	169.5267	145.2089	24.3178	13.0151
CYPRESS-FAIRBANKS ISD	JOWELL EL	72.8825	65.3825	7.5000	3.0000
CYPRESS-FAIRBANKS ISD	KIRK ELEMENTARY	64.8052	52.9565	11.8487	7.9999
CYPRESS-FAIRBANKS ISD	LABAY MIDDLE SCHOOL	80.2117	67.3411	12.8706	4.4996
CYPRESS-FAIRBANKS ISD	LAMKIN EL	66.3508	64.2614	2.0894	0.8503
CYPRESS-FAIRBANKS ISD	LANGHAM CREEK H S	197.0095	169.2553	27.7542	13.5878
CYPRESS-FAIRBANKS ISD	LIEDER EL	59.7127	48.5877	11.1250	2.8824
CYPRESS-FAIRBANKS ISD	LOWERY EL	55.5676	51.8828	3.6848	2.0000
CYPRESS-FAIRBANKS ISD	MATZKE EL	65.0389	56.9469	8.0920	4.4920
CYPRESS-FAIRBANKS ISD	METCALF EL	75.0416	61.8444	13.1972	5.7007
CYPRESS-FAIRBANKS ISD	MILLSAP EL	58.9708	54.8170	4.1538	2.0000
CYPRESS-FAIRBANKS ISD	MOORE EL	56.0000	49.1469	6.8531	5.9999
CYPRESS-FAIRBANKS ISD	OWENS EL	57.5774	53.0442	4.5332	0.0000
CYPRESS-FAIRBANKS ISD	POST EL	61.0119	54.0120	6.9999	5.0000
CYPRESS-FAIRBANKS ISD	REED EL	64.9202	52.6119	12.3083	4.0000
CYPRESS-FAIRBANKS ISD	SAMPSON ELEMENTARY	71.4999	69.4999	2.0000	2.0000
CYPRESS-FAIRBANKS ISD	SHARED SERVICE ARRANGEMENTS	1.0000	1.0000	0.0000	0.0000
CYPRESS-FAIRBANKS ISD	SHERIDAN EL	67.5726	56.7668	10.8058	6.9570

District Name	Campus Name	Total FTE	In Field	Out of Field	No Certification
CYPRESS-FAIRBANKS ISD	T S HANCOCK EL	61.1690	53.0181	8.1509	4.0000
CYPRESS-FAIRBANKS ISD	THORNTON MIDDLE SCHOOL	83.6277	66.1078	17.5199	12.0153
CYPRESS-FAIRBANKS ISD	TRUITT MIDDLE SCHOOL	85.1244	66.2628	18.8616	10.4803
CYPRESS-FAIRBANKS ISD	WALKER ELEMENTARY	81.3930	66.3607	15.0323	11.7299
CYPRESS-FAIRBANKS ISD	WATKINS MIDDLE SCHOOL	73.7569	52.5914	21.1655	11.2310
CYPRESS-FAIRBANKS ISD	WILLBERN EL	67.5990	60.4894	7.1096	3.6096
CYPRESS-FAIRBANKS ISD	WILSON EL	55.7700	53.7700	2.0000	2.0000
CYPRESS-FAIRBANKS ISD	WINDFERN H S	17.4084	16.4086	0.9998	0.0000
CYPRESS-FAIRBANKS ISD	YEAGER EL	56.0727	49.2791	6.7936	4.4010
D'HANIS ISD	D'HANIS SCHOOL	27.6448	19.6290	8.0158	4.0001
DAINGERFIELD-LONE STAR ISD	DAINGERFIELD H S	39.4074	32.8718	6.5356	3.1309
DAINGERFIELD-LONE STAR ISD	DAINGERFIELD J H	31.8405	18.6680	13.1725	2.9997
DAINGERFIELD-LONE STAR ISD	LONE STAR EL	12.4672	12.4154	0.0518	0.0000
DAINGERFIELD-LONE STAR ISD	SOUTH EL	20.0325	19.0325	1.0000	1.0000
DAINGERFIELD-LONE STAR ISD	WEST EL	21.3486	20.2459	1.1027	0.0000
DALHART ISD	ALLYN FINCH INT	18.0876	16.6944	1.3932	1.3932
DALHART ISD	DALHART EL	37.0039	32.0756	4.9283	3.0000
DALHART ISD	DALHART H S	33.6044	19.6386	13.9658	9.0974
DALHART ISD	DALHART J H	25.5938	13.5724	12.0214	7.7123
DALHART ISD	X I T SECONDARY SCHOOL	3.0930	1.9114	1.1816	0.0000
DALLAS CAN ACADEMY CHARTER	DALLAS CAN! ACADEMY CHARTER	52.7494	6.6559	46.0935	39.8589
DALLAS COMMUNITY CHARTER SCHOOL	DALLAS COMMUNITY CHARTER SCHOOL	9.2257	0.9400	8.2857	8.2857
DALLAS COUNTY JUVENILE JUSTICE	DALLAS COUNTY JUVENILE JUSTICE	53.2112	13.4039	39.8073	25.7493
DALLAS ISD	A MACEO SMITH H S	53.6501	35.0545	18.5956	11.9999
DALLAS ISD	ADELLE TURNER EL	28.9977	27.9977	1.0000	0.0000
DALLAS ISD	ALBERT S JOHNSTON EL	34.4247	30.9247	3.5000	2.9999
DALLAS ISD	ALEX SANGER EL	28.8109	24.8889	3.9220	2.9221
DALLAS ISD	ALEX W SPENCE MIDDLE	53.1581	38.9282	14.2299	5.9998
DALLAS ISD	AMELIA EARHART EL	28.8886	25.4984	3.3902	0.8904
DALLAS ISD	ANNE FRANK EL	56.4962	51.4964	4.9998	2.9999
DALLAS ISD	ANNIE WEBB BLANTON EL	37.9977	33.9980	3.9997	1.9998
DALLAS ISD	ANSON JONES EL	52.8410	43.8413	8.9997	3.9998
DALLAS ISD	ARCADIA PARK EL	38.9197	31.9202	6.9995	3.9997
DALLAS ISD	ARLINGTON PARK EL	15.9990	14.1991	1.7999	0.0000
DALLAS ISD	ARTHUR KRAMER EL	41.8530	39.8531	1.9999	1.9999
DALLAS ISD	ASCHER SILBERSTEIN EL	49.8786	41.8791	7.9995	4.9997
DALLAS ISD	B F DARRELL EL	25.1986	22.1987	2.9999	1.9999
DALLAS ISD	B H MACON EL	37.9200	24.9207	12.9993	5.9996
DALLAS ISD	BARBARA JORDAN EL	50.9188	40.9196	9.9992	2.9999
DALLAS ISD	BAYLES EL	32.9979	27.4149	5.5830	3.9998
DALLAS ISD	BEN MILAM EL	20.4988	18.4990	1.9998	0.0000
DALLAS ISD	BENJAMIN FRANKLIN MIDDLE	59.0224	41.3888	17.6336	3.9999
DALLAS ISD	BILLY DADE EL	21.9991	19.9992	1.9999	1.9999
DALLAS ISD	BIRDIE ALEXANDER EL	28.9980	25.9981	2.9999	1.9999
DALLAS ISD	BOOKER T WASHINGTON H S	57.2609	50.0627	7.1982	1.6006
DALLAS ISD	BOUDE STOREY MIDDLE	40.1265	31.8785	8.2480	6.8215

District Name	Campus Name	Total FTE	In Field	Out of Field	No Certification
DALLAS ISD	BRYAN ADAMS H S	129.8837	98.6381	31.2456	10.8837
DALLAS ISD	C F CARR EL	18.4989	12.9991	5.4998	3.9998
DALLAS ISD	CASA VIEW EL	52.9966	49.9969	2.9997	1.9998
DALLAS ISD	CENTRAL EL	28.9199	27.9200	0.9999	0.0000
DALLAS ISD	CESAR CHAVEZ L C	52.5875	46.0879	6.4996	2.0000
DALLAS ISD	CHARLES A GILL EL	51.9964	47.9966	3.9998	3.9998
DALLAS ISD	CHARLES RICE EL	44.0969	43.0969	1.0000	0.0000
DALLAS ISD	CITY PARK EL	18.9989	15.9989	3.0000	1.0000
DALLAS ISD	CLARA OLIVER EL	13.6954	11.6956	1.9998	0.0000
DALLAS ISD	CLINTON P RUSSELL EL	19.3494	19.3494	0.0000	0.0000
DALLAS ISD	D A HULCY MIDDLE	32.2821	19.6845	12.5976	2.9194
DALLAS ISD	DALLAS ENVIRONMENTAL SCIENCE ACAD	13.0008	8.0005	5.0003	1.0000
DALLAS ISD	DAN D ROGERS EL	50.9965	45.9968	4.9997	0.9999
DALLAS ISD	DANIEL JAMES LEARN CTR	22.9981	20.5816	2.4165	0.9999
DALLAS ISD	DANIEL WEBSTER EL	39.9969	34.9973	4.9996	2.9998
DALLAS ISD	DAVID G BURNET EL	65.0961	57.0965	7.9996	4.9997
DALLAS ISD	DAVID W CARTER H S	80.4775	46.7803	33.6972	8.7502
DALLAS ISD	DEALEY MONTESSORI ACAD	23.3963	22.3964	0.9999	0.0000
DALLAS ISD	DISTRICT ADMINISTRATION	73.5000	70.5000	3.0000	0.0000
DALLAS ISD	E B COMSTOCK MIDDLE	56.1051	42.4239	13.6812	1.9998
DALLAS ISD	E D WALKER VANGUARD	38.4189	30.4971	7.9218	4.9997
DALLAS ISD	E H CARY MIDDLE	63.0099	47.2152	15.7947	4.3046
DALLAS ISD	EDISON LEARNING CENTER	70.6697	59.6699	10.9998	5.9999
DALLAS ISD	EDISON MEDRANO EL	37.9973	34.9976	2.9997	1.9998
DALLAS ISD	EDISON RUNYON EL	53.6538	44.6545	8.9993	5.9996
DALLAS ISD	EDNA ROWE EL	50.9963	44.9966	5.9997	3.9998
DALLAS ISD	EDUARDO MATA EL	28.4683	24.4687	3.9996	0.9999
DALLAS ISD	EDWARD TITCHE EL	57.9962	41.9970	15.9992	7.9996
DALLAS ISD	EDWIN J KIEST EL	46.7238	38.8418	7.8820	5.8821
DALLAS ISD	ELADIO R MARTINEZ EL	46.5424	42.4111	4.1313	1.0000
DALLAS ISD	ELEMENTARY AEP AT NOLAN ESTES	10.9992	10.9992	0.0000	0.0000
DALLAS ISD	ELISHA M PEASE EL	24.9985	24.9985	0.0000	0.0000
DALLAS ISD	ERASMO SEGUIN EL	32.7704	27.7708	4.9996	2.9997
DALLAS ISD	EVERETT L DEGOLYER EL	24.3475	23.3476	0.9999	0.9999
DALLAS ISD	F P CAILLET EL	36.9263	31.9267	4.9996	1.9999
DALLAS ISD	FRED F FLORENCE MIDDLE	63.9543	37.9329	26.0214	13.0001
DALLAS ISD	FREDERICK DOUGLASS EL	20.9984	18.9985	1.9999	0.9999
DALLAS ISD	GABE P ALLEN EL	30.6911	28.9982	1.6929	1.6929
DALLAS ISD	GEORGE B DEALEY MIDDLE	12.0448	9.7106	2.3342	0.0000
DALLAS ISD	GEORGE PEABODY EL	38.5802	30.5809	7.9993	1.9998
DALLAS ISD	GEORGE W CARVER EL	41.9974	38.9977	2.9997	1.9998
DALLAS ISD	GEORGE W TRUETT EL	62.9953	48.9963	13.9990	7.9995
DALLAS ISD	GILBERT CUELLAR SR EL	45.9966	38.9971	6.9995	2.9998
DALLAS ISD	H GRADY SPRUCE H S	78.0036	55.1982	22.8054	9.0005
DALLAS ISD	H S THOMPSON EL	41.7477	33.2481	8.4996	1.5001
DALLAS ISD	HARRELL BUDD EL	35.9972	28.9977	6.9995	5.9996
DALLAS ISD	HARRY C WITHERS EL	29.3782	27.3784	1.9998	0.9999
DALLAS ISD	HARRY STONE MONTESSORI	35.4398	32.2352	3.2046	0.2500
DALLAS ISD	HEALTH SPECIAL	11.7416	9.5049	2.2367	1.8979
DALLAS ISD	HENRY W LONGFELLOW ACAD	27.1650	22.0756	5.0894	1.0002
DALLAS ISD	HERBERT MARCUS EL	55.9961	46.9967	8.9994	5.9996
DALLAS ISD	HILLCREST H S	95.6335	71.0392	24.5943	6.0000
DALLAS ISD	HOSPITAL/HOME-BOUND	17.6603	7.1607	10.4996	0.0000
DALLAS ISD	IGNACIO ZARAGOSA EL	38.2581	30.7587	7.4994	6.4995
DALLAS ISD	J L LONG MIDDLE	41.3099	31.6953	9.6146	5.0004

District Name	Campus Name	Total FTE	In Field	Out of Field	No Certification
DALLAS ISD	J LESLIE PATTON INT	8.9993	7.9994	0.9999	0.9999
DALLAS ISD	J N ERVIN EL	36.5974	29.7977	6.7997	2.9997
DALLAS ISD	J P STARKS EL	29.9981	22.9985	6.9996	4.9998
DALLAS ISD	J Q ADAMS EL	49.9965	40.9972	8.9993	4.9996
DALLAS ISD	J W RAY EL	34.9976	27.2479	7.7497	1.9999
DALLAS ISD	JAMES B BONHAM EL	21.9988	16.9991	4.9997	4.9997
DALLAS ISD	JAMES BOWIE EL	54.4513	48.4514	5.9999	3.9999
DALLAS ISD	JAMES MADISON H S	46.1646	35.0294	11.1352	5.9999
DALLAS ISD	JAMES S HOGG EL	34.3477	17.3488	16.9989	8.9995
DALLAS ISD	JAMES W FANNIN EL	22.4989	17.9990	4.4999	3.4999
DALLAS ISD	JIMMIE T BRASHEAR PRI	3.3421	3.3421	0.0000	0.0000
DALLAS ISD	JOHN B HOOD MIDDLE	71.7505	50.3514	21.3991	8.8546
DALLAS ISD	JOHN F KENNEDY L C	56.9959	47.9963	8.9996	0.9999
DALLAS ISD	JOHN F PEELER EL	35.6485	32.6487	2.9998	1.9999
DALLAS ISD	JOHN H REAGAN EL	32.8884	25.8887	6.9997	2.9999
DALLAS ISD	JOHN IRELAND EL	42.7599	33.7605	8.9994	6.9996
DALLAS ISD	JOHN J PERSHING EL	38.9977	33.9980	4.9997	2.9999
DALLAS ISD	JOHN NEELY BRYAN EL	32.9276	30.9277	1.9999	1.9999
DALLAS ISD	JOHN W CARPENTER EL	29.7090	27.7092	1.9998	0.9999
DALLAS ISD	JOSEPH J RHOADS EL	43.6471	43.1971	0.4500	0.0000
DALLAS ISD	JOSEPH MCMILLAN PRI	14.9991	12.9992	1.9999	1.9999
DALLAS ISD	JULIA C FRAZIER EL	12.4992	12.4992	0.0000	0.0000
DALLAS ISD	JULIAN T SALDIVAR EL	54.2631	42.9189	11.3442	7.8443
DALLAS ISD	JULIUS DORSEY EL	26.8543	25.3543	1.5000	0.0000
DALLAS ISD	JUSTIN F KIMBALL H S	79.2077	58.2288	20.9789	2.0001
DALLAS ISD	K B POLK EL	38.3505	32.8308	5.5197	2.9998
DALLAS ISD	KLEBERG EL	42.9973	38.9976	3.9997	2.9998
DALLAS ISD	L G PINKSTON H S	60.0690	44.1604	15.9086	4.8215
DALLAS ISD	L L HOTCHKISS EL	53.9970	46.9970	7.0000	2.0000
DALLAS ISD	L O DONALD EL	38.9969	33.9973	4.9996	4.9996
DALLAS ISD	L V STOCKARD MIDDLE	39.6339	27.1137	12.5202	2.4391
DALLAS ISD	LAKESWOOD EL	39.4972	36.9973	2.4999	1.4999
DALLAS ISD	LEARNING ALT CENTER (LACEY)	9.6853	6.2187	3.4666	1.8052
DALLAS ISD	LEILA P COWART EL	59.9421	52.9423	6.9998	5.9998
DALLAS ISD	LENORE KIRK HALL EL	42.0426	36.0430	5.9996	2.9998
DALLAS ISD	LESLIE A STEMMONS EL	46.9964	38.9969	7.9995	7.9995
DALLAS ISD	LIDA HOOE EL	46.4511	37.4519	8.9992	1.9998
DALLAS ISD	LINCOLN H S	64.9106	41.7029	23.2077	8.8133
DALLAS ISD	LISBON EL	24.5699	20.5701	3.9998	2.9998
DALLAS ISD	LORENZO DE ZAVALA EL	20.9993	18.9994	1.9999	1.9999
DALLAS ISD	LOUISE WOLFF KAHN EL	41.4645	29.8822	11.5823	5.9994
DALLAS ISD	MAPLE LAWN EL	39.8419	33.8423	5.9996	1.9999
DALLAS ISD	MARGARET B HENDERSON EL	43.9968	42.9969	0.9999	0.9999
DALLAS ISD	MARIA MORENO EL	53.8864	49.8867	3.9997	2.9998
DALLAS ISD	MARK TWAIN EL	33.9976	31.9977	1.9999	0.9999
DALLAS ISD	MARTHA TURNER REILLY EL	28.9977	27.9978	0.9999	0.9999
DALLAS ISD	MARTIN LUTHER KING ELEM	28.4655	26.2657	2.1998	0.9999
DALLAS ISD	MARTIN WEISS EL	33.8801	27.1647	6.7154	4.8819
DALLAS ISD	MARY MELEOD BETHUNE EL	53.9958	49.9958	4.0000	3.0000
DALLAS ISD	MAYNARD JACKSON EL	24.9978	22.3314	2.6664	1.9998
DALLAS ISD	METROPOLITAN ALTER	17.6812	11.0942	6.5870	3.0002
DALLAS ISD	MIDDLE COLLEGE	12.0000	8.4168	3.5832	0.0000
DALLAS ISD	MOISES MOLINA H S	126.6485	95.3715	31.2770	17.0492
DALLAS ISD	MOUNT AUBURN EL	37.9977	29.9984	7.9993	2.9997
DALLAS ISD	N W HARLLEE EL	19.9987	18.9987	1.0000	0.0000
DALLAS ISD	NANCY J COCHRAN EL	32.6821	28.6823	3.9998	2.9998

District Name	Campus Name	Total FTE	In Field	Out of Field	No Certification
DALLAS ISD	NANCY MOSELEY EL	39.9972	34.9975	4.9997	2.9998
DALLAS ISD	NATHAN ADAMS EL	34.5185	32.5185	2.0000	2.0000
DALLAS ISD	NATHANIEL HAWTHORNE EL	37.9973	33.9975	3.9998	3.9998
DALLAS ISD	NORTH DALLAS H S	94.9658	74.7268	20.2390	8.8100
DALLAS ISD	O W HOLMES MIDDLE	56.5511	40.4015	16.1496	6.0012
DALLAS ISD	OBADIAH KNIGHT EL	44.8096	37.8102	6.9994	2.9998
DALLAS ISD	ONESIMO HERNANDEZ EL	32.9977	30.9977	2.0000	2.0000
DALLAS ISD	ORAN M ROBERTS EL	31.9202	26.9206	4.9996	0.9999
DALLAS ISD	PAUL L DUNBAR EL	30.5317	28.0317	2.5000	1.0000
DALLAS ISD	PEARL C ANDERSON MIDDLE	72.9261	53.3343	19.5918	5.9999
DALLAS ISD	PHYLLIS WHEATLEY EL	9.9994	9.9994	0.0000	0.0000
DALLAS ISD	PLEASANT GROVE EL	48.9962	40.5800	8.4162	4.9996
DALLAS ISD	PRESTON HOLLOW EL	35.9977	31.9979	3.9998	0.9999
DALLAS ISD	R C BUCKNER EL	33.9981	27.9983	5.9998	1.9999
DALLAS ISD	RAUL QUINTANILLA MIDDLE	64.6680	49.0833	15.5847	4.9999
DALLAS ISD	REDIRECTIONS	8.8938	5.6711	3.2227	1.6751
DALLAS ISD	REINHARDT EL	39.9194	38.9195	0.9999	0.0000
DALLAS ISD	RICHARD LAGOW EL	35.9978	28.9981	6.9997	4.9998
DALLAS ISD	ROBERT E LEE EL	23.9984	23.9984	0.0000	0.0000
DALLAS ISD	ROBERT L THORNTON EL	31.4145	28.4146	2.9999	1.9999
DALLAS ISD	ROBERT T HILL MIDDLE	46.3719	41.3715	5.0004	1.0000
DALLAS ISD	ROGER Q MILLS EL	35.9978	29.9981	5.9997	5.9996
DALLAS ISD	RONALD E MCNAIR EL	30.9980	28.9981	1.9999	0.0000
DALLAS ISD	ROOSEVELT H S	52.4609	34.0179	18.4430	10.8709
DALLAS ISD	ROSEMONT EL	59.9322	47.9326	11.9996	4.0000
DALLAS ISD	RUFUS C BURLESON EL	23.9204	18.9208	4.9996	4.9996
DALLAS ISD	S S CONNER EL	33.9977	25.9982	7.9995	5.9996
DALLAS ISD	SAM HOUSTON EL	19.9986	19.9986	0.0000	0.0000
DALLAS ISD	SAN JACINTO EL	41.9019	34.9023	6.9996	3.9997
DALLAS ISD	SARAH ZUMWALT MIDDLE	42.2058	31.9885	10.2173	3.9999
DALLAS ISD	SCH OF GOVTLAW& LAW ENFORCEMENT	29.9967	24.4876	5.5091	1.7093
DALLAS ISD	SCHOOL COMMUNITY GUIDANCE CENTER	4.8380	3.6459	1.1921	0.1058
DALLAS ISD	SCHOOL FOR THE TALENTED & GIFTED	16.7283	15.2333	1.4950	0.0562
DALLAS ISD	SCHOOL OF BUSINESS & MANAGEMENT	34.5878	28.5494	6.0384	0.7865
DALLAS ISD	SCHOOL OF EDUCATION & SOCIAL SERV	20.1129	16.9357	3.1772	0.5236
DALLAS ISD	SCHOOL OF HEALTH PROFESSIONS	38.4397	31.6995	6.7402	2.7194
DALLAS ISD	SCHOOL OF SCIENCE & ENGINEERING	26.6705	21.6023	5.0682	1.2066
DALLAS ISD	SEAGOVILLE ALTERNATIVE CENTER	11.9992	10.9993	0.9999	0.9999
DALLAS ISD	SEAGOVILLE EL	34.9205	27.9984	6.9221	4.9221
DALLAS ISD	SEAGOVILLE H S	56.3800	43.7320	12.6480	1.9999
DALLAS ISD	SEAGOVILLE MIDDLE	47.4082	34.1222	13.2860	6.5760
DALLAS ISD	SEQUOYAH EL	32.9977	28.9979	3.9998	0.0000
DALLAS ISD	SIDNEY LANIER EL	37.9971	35.9973	1.9998	1.9998
DALLAS ISD	SKYLINE H S	250.4628	192.6947	57.7681	22.9551
DALLAS ISD	SOUTH OAK CLIFF H S	76.1357	56.2439	19.8918	9.8772
DALLAS ISD	STEPHEN C FOSTER EL	54.9961	43.9964	10.9997	4.9998
DALLAS ISD	STEVENS PARK EL	46.4517	32.4526	13.9991	8.9995
DALLAS ISD	STONEWALL JACKSON EL	38.4978	33.4979	4.9999	0.0000
DALLAS ISD	SUDIE L WILLIAMS EL	26.4780	23.4782	2.9998	1.0000
DALLAS ISD	SUNSET H S	101.2489	77.7750	23.4739	8.0002
DALLAS ISD	T D MARSHALL EL	16.9991	11.9993	4.9998	3.9998

District Name	Campus Name	Total FTE	In Field	Out of Field	No Certification
DALLAS ISD	T G TERRY EL	30.8881	25.8885	4.9996	4.9996
DALLAS ISD	T W BROWNE MIDDLE	62.5008	43.1756	19.3252	5.0005
DALLAS ISD	TEXTBOOKS	0.1194	0.1194	0.0000	0.0000
DALLAS ISD	THOMAS C MARSH MIDDLE	61.3962	45.1781	16.2181	6.5645
DALLAS ISD	THOMAS J RUSK MIDDLE	34.3283	28.3134	6.0149	4.0007
DALLAS ISD	THOMAS JEFFERSON H S	82.9029	58.2218	24.6811	11.1890
DALLAS ISD	THOMAS L MARSALIS EL	28.9979	26.5979	2.4000	2.0000
DALLAS ISD	THOMAS TOLBERT EL	39.9971	35.9974	3.9997	1.9998
DALLAS ISD	TOM C GOOCH EL	28.0747	22.0751	5.9996	4.9997
DALLAS ISD	TOM W FIELD EL	31.7038	26.7040	4.9998	3.9998
DALLAS ISD	UMPHREY LEE EL	28.9983	26.9983	2.0000	2.0000
DALLAS ISD	URBAN PARK EL	49.9969	31.9981	17.9988	7.9995
DALLAS ISD	VICKERY MEADOWS SCHOOL	19.9986	16.9988	2.9998	2.9998
DALLAS ISD	VICTOR H HEXTER EL	32.1090	32.1090	0.0000	0.0000
DALLAS ISD	W A BLAIR EL	39.9974	33.9979	5.9995	4.9996
DALLAS ISD	W E GREINER MIDDLE	89.8166	61.5631	28.2535	11.0019
DALLAS ISD	W H ADAMSON H S	64.0865	44.4581	19.6284	11.0378
DALLAS ISD	W H ATWELL MIDDLE	46.0731	31.6453	14.4278	5.0004
DALLAS ISD	W H GASTON MIDDLE	48.7397	35.1042	13.6355	6.0005
DALLAS ISD	W T WHITE H S	112.8004	86.1239	26.6765	10.7356
DALLAS ISD	W W BUSHMAN EL	33.1979	29.1980	3.9999	0.9999
DALLAS ISD	W W SAMUELL H S	93.9935	63.1669	30.8266	3.5369
DALLAS ISD	WALNUT HILL EL	29.9985	27.9986	1.9999	0.0000
DALLAS ISD	WHITNEY M YOUNG EL	28.9980	18.9987	9.9993	4.9997
DALLAS ISD	WILLIAM B MILLER EL	25.9987	21.9988	3.9999	3.0000
DALLAS ISD	WILLIAM B TRAVIS EL	11.8502	11.8502	0.0000	0.0000
DALLAS ISD	WILLIAM B TRAVIS MIDDLE	13.7331	10.7327	3.0004	2.0004
DALLAS ISD	WILLIAM L CABELL EL	38.0705	31.0709	6.9996	2.9998
DALLAS ISD	WILLIAM LIPSCOMB EL	21.8409	18.8412	2.9997	0.0000
DALLAS ISD	WILLIAM M ANDERSON EL	41.7434	32.8536	8.8898	2.9999
DALLAS ISD	WINNETKA EL	46.7187	36.7194	9.9993	6.9994
DALLAS ISD	WOODROW WILSON H S	69.0766	43.4456	25.6310	10.5621
DAMON ISD	DAMON EL	11.6377	10.3280	1.3097	1.0001
DANBURY ISD	DANBURY ELEMENTARY	25.1338	25.0525	0.0813	0.0000
DANBURY ISD	DANBURY H S	15.4870	11.6018	3.8852	2.2501
DANBURY ISD	DANBURY MIDDLE	7.3047	6.3590	0.9457	0.5001
DARROUZETT ISD	DARROUZETT EL	10.2030	9.6411	0.5619	0.0000
DAWSON	DAWSON SCHOOL	16.4466	12.0960	4.3506	0.9166
DAWSON ISD	DAWSON EL	17.0001	16.8728	0.1273	0.0000
DAWSON ISD	DAWSON H S	18.1819	9.8909	8.2910	4.1747
DAYTON ISD	AUSTIN EL	44.9239	33.1307	11.7932	9.7930
DAYTON ISD	COLBERT EL	5.0000	4.0000	1.0000	0.0000
DAYTON ISD	DAYTON H S	76.2487	57.6990	18.5497	10.7343
DAYTON ISD	RICHTER EL	46.1282	43.3612	2.7670	2.5005
DAYTON ISD	WILSON J H	52.2437	37.9574	14.2863	5.1708
DE LEON ISD	DE LEON EL	17.8157	17.2700	0.5457	0.0000
DE LEON ISD	DE LEON H S	16.4525	11.8302	4.6223	1.9951
DE LEON ISD	PERKINS MIDDLE	10.6214	9.8195	0.8019	0.0000
DECATUR ISD	CARSON ELEMENTARY	35.0179	34.8172	0.2007	0.0000
DECATUR ISD	DECATUR H S	59.0305	49.2481	9.7824	3.5264
DECATUR ISD	DECATUR INT	26.1940	25.6940	0.5000	0.0000
DECATUR ISD	DECATUR MIDDLE	31.2077	20.9165	10.2912	3.0000
DECATUR ISD	RANN ELEMENTARY	43.0765	36.9650	6.1115	4.0000
DEER PARK ISD	BONNETTE JR HIGH	38.9884	37.5121	1.4763	0.4761
DEER PARK ISD	CARPENTER ELEMENTARY	52.6579	49.0001	3.6578	0.9786
DEER PARK ISD	DEEPWATER ELEMENTARY	57.6789	52.3841	5.2948	2.0000

District Name	Campus Name	Total FTE	In Field	Out of Field	No Certification
DEER PARK ISD	DEEPWATER JR HIGH	35.4353	30.7784	4.6569	0.0000
DEER PARK ISD	DEER PARK ELEMENTARY	41.0012	40.0011	1.0001	1.0001
DEER PARK ISD	DEER PARK H S - NORTH	204.4606	174.8656	29.5950	12.4389
DEER PARK ISD	DEER PARK JR HIGH	42.7034	38.7034	4.0000	2.0000
DEER PARK ISD	FAIRMONT ELEMENTARY	46.6051	46.6051	0.0000	0.0000
DEER PARK ISD	FAIRMONT JR HIGH	36.4918	28.6300	7.8618	3.9145
DEER PARK ISD	JP DABBS ELEMENTARY	47.3904	45.3904	2.0000	2.0000
DEER PARK ISD	PARKWOOD ELEMENTARY	62.1504	58.2520	3.8984	1.8984
DEER PARK ISD	SAN JACINTO ELEMENTARY	42.3567	42.3567	0.0000	0.0000
DEKALB ISD	DEKALB EL	22.8532	20.7544	2.0988	0.0000
DEKALB ISD	DEKALB H S	25.0466	20.7100	4.3366	0.0000
DEKALB ISD	DEKALB MIDDLE	22.7071	19.5423	3.1648	1.5348
DEL VALLE ISD	BATY EL	53.1596	50.1596	3.0000	1.0000
DEL VALLE ISD	DEL VALLE ELEMENTARY SCHOOL	49.2408	42.2408	7.0000	3.0000
DEL VALLE ISD	DEL VALLE H S	82.9544	67.7580	15.1964	9.2246
DEL VALLE ISD	DEL VALLE J H	28.7893	24.7889	4.0004	1.0001
DEL VALLE ISD	DEL VALLE OPPORTUNITY CTR	8.7134	5.6339	3.0795	1.8021
DEL VALLE ISD	DISTRICT ADMINISTRATION	1.0000	1.0000	0.0000	0.0000
DEL VALLE ISD	HILLCREST EL	58.9580	54.0810	4.8770	4.8770
DEL VALLE ISD	HORNSBY-DUNLAP EL	42.9900	38.2788	4.7112	4.7112
DEL VALLE ISD	NEW JUNIOR HIGH	27.9194	19.6252	8.2942	1.0000
DEL VALLE ISD	POPHAM EL	44.7964	42.7428	2.0536	1.8984
DEL VALLE ISD	SMITH EL	40.8509	40.5727	0.2782	0.0000
DELL CITY ISD	DELL CITY SCHOOL	12.8347	7.3864	5.4483	2.0005
DENISON ISD	B MCDANIEL MIDDLE	69.6356	52.2811	17.3545	7.9917
DENISON ISD	DENISON H S	75.0823	62.9996	12.0827	6.8318
DENISON ISD	GOLDEN RULE EL	18.3309	16.3019	2.0290	2.0000
DENISON ISD	HOUSTON EL	18.3612	14.9355	3.4257	3.3186
DENISON ISD	HYDE PARK EL	17.4674	13.8905	3.5769	3.0000
DENISON ISD	LAMAR EL	23.9581	20.4537	3.5044	3.5044
DENISON ISD	LAYNE EL	17.6909	17.6909	0.0000	0.0000
DENISON ISD	MAYES EL	17.1968	16.1967	1.0001	1.0001
DENISON ISD	PATHWAYS H S	2.0005	1.0477	0.9528	0.0000
DENISON ISD	TERRELL EL	30.0526	27.0526	3.0000	2.0000
DENTON ISD	A O CALHOUN MIDDLE	59.9940	47.3200	12.6740	3.1805
DENTON ISD	BORMAN EL	48.3314	43.0347	5.2967	3.1300
DENTON ISD	DENTON H S	96.7032	81.7405	14.9627	7.7962
DENTON ISD	DISTRICT ADMINISTRATION	1.5292	1.2028	0.3264	0.3264
DENTON ISD	EUGENIA PORTER RAYZOR ELEMENTARY	37.0742	35.5004	1.5738	1.5738
DENTON ISD	EVERS PARK EL	39.0001	34.8507	4.1494	3.0000
DENTON ISD	FRED MOORE HIGH SCHOOL	6.2947	5.0945	1.2002	0.0000
DENTON ISD	GINNINGS EL	43.5963	35.3952	8.2011	6.0625
DENTON ISD	HODGE EL	40.3122	35.9296	4.3826	4.2501
DENTON ISD	HOUSTON EL	45.1303	38.0004	7.1299	6.0000
DENTON ISD	JUVENILE DETENT CTR	4.5000	2.5000	2.0000	0.5000
DENTON ISD	LEE EL	43.2504	41.0004	2.2500	1.0000
DENTON ISD	MCMATH MIDDLE	66.8501	47.2373	19.6128	6.2379
DENTON ISD	MCNAIR EL	48.6763	45.6765	2.9998	2.9998
DENTON ISD	PECAN CREEK ELEMENTARY	47.1670	45.0004	2.1666	1.1666
DENTON ISD	RAYZOR EL	47.8788	41.0631	6.8157	3.0000
DENTON ISD	RIVERA EL	47.4158	40.8677	6.5481	5.4156
DENTON ISD	RONNY CROWNOVER MIDDLE SCHOOL	64.4730	49.2829	15.1901	3.5143
DENTON ISD	RYAN H S	121.2276	90.1940	31.0336	15.4035
DENTON ISD	STRICKLAND MIDDLE	51.5124	39.2201	12.2923	6.7286

District Name	Campus Name	Total FTE	In Field	Out of Field	No Certification
DENTON ISD	THE ANN WINDLE SCHOOL FOR YOUNG CH	20.2502	14.6465	5.6037	3.2502
DENTON ISD	TOUCHSTONE ACADEMY	3.0000	1.0000	2.0000	0.0000
DENTON ISD	WAYNE STUART RYAN ELEMENTARY SCHOOL	43.7127	37.5001	6.2126	2.9626
DENTON ISD	WILSON EL	50.9291	48.7416	2.1875	0.4375
DENVER CITY ISD	DENVER CITY H S	30.2299	26.1618	4.0681	1.4910
DENVER CITY ISD	KELLEY EL	45.0012	40.4970	4.5042	3.0000
DENVER CITY ISD	WILLIAM G GRAVITT JR HIGH	21.0753	15.5941	5.4812	2.5092
DESOTO ISD	AMBER TERRACE INT	38.0612	28.1281	9.9331	9.7473
DESOTO ISD	COCKRELL HILL EL	38.4718	32.9718	5.5000	5.5000
DESOTO ISD	D H S FRESHMAN CAMPUS	45.4383	32.9671	12.4712	7.4900
DESOTO ISD	DE SOTO H S	98.7839	74.5733	24.2106	15.4353
DESOTO ISD	DESOTO EAST J H	36.9554	31.7708	5.1846	1.9996
DESOTO ISD	DESOTO WEST J H	45.9514	31.7330	14.2184	8.4677
DESOTO ISD	FRANK D MOATES EL	44.8747	43.7697	1.1050	0.0000
DESOTO ISD	NORTHSIDE EL	32.0041	28.3409	3.6632	3.6632
DESOTO ISD	RUBY YOUNG EL	31.4306	29.9306	1.5000	1.5000
DESOTO ISD	THE MEADOWS INT	31.4731	28.0246	3.4485	3.4485
DETROIT ISD	DETROIT J H	9.9228	6.4585	3.4643	0.0000
DETROIT ISD	DETROIT EL	17.2994	17.2994	0.0000	0.0000
DETROIT ISD	DETROIT H S	11.3600	9.6739	1.6861	0.0000
DEVERS ISD	DEVERS EL	8.3948	7.2518	1.1430	1.0001
DEVINE ISD	DEVINE HIGH SCHOOL	34.1382	28.0108	6.1274	4.6328
DEVINE ISD	DEVINE INTERMEDIATE SCHOOL	26.7392	25.1603	1.5789	1.0000
DEVINE ISD	DEVINE MIDDLE SCHOOL	25.4534	21.1976	4.2558	1.8651
DEVINE ISD	JOHN J CIAVARRA EL	37.4856	34.9999	2.4857	1.4857
DEW ISD	DEW EL	13.3554	11.1806	2.1748	0.9999
DEWEYVILLE ISD	DEWEYVILLE EL	21.5038	18.7617	2.7421	1.9681
DEWEYVILLE ISD	DEWEYVILLE H S	19.8543	15.9373	3.9170	2.0734
DEWEYVILLE ISD	DEWEYVILLE MIDDLE	12.8920	8.8298	4.0622	1.9539
DIBOLL ISD	DIBOLL H S	29.2295	23.5674	5.6621	1.6682
DIBOLL ISD	DIBOLL J H	30.2810	21.8750	8.4060	3.1932
DIBOLL ISD	DIBOLL PRI	26.0008	23.1493	2.8515	1.0000
DIBOLL ISD	SHARED SERVICE ARRANGEMENTS	0.5053	0.5053	0.0000	0.0000
DIBOLL ISD	TEMPLE EL	34.3289	30.3289	4.0000	1.0000
DICKINSON ISD	ABOUT FACE	1.8476	0.8933	0.9543	0.0000
DICKINSON ISD	BAY COLONY ELEMENTARY SCHOOL	56.5809	49.5526	7.0283	4.9519
DICKINSON ISD	DICKINSON H S	102.1547	72.8640	29.2907	16.4920
DICKINSON ISD	DISTRICT ADMINISTRATION	1.0000	1.0000	0.0000	0.0000
DICKINSON ISD	DUNBAR MIDDLE	29.1356	27.0413	2.0943	1.6503
DICKINSON ISD	GALVESTON CO DETENTION CTR	1.5931	0.0000	1.5931	1.3515
DICKINSON ISD	GALVESTON CO J J A E P	5.5751	3.8295	1.7456	1.5329
DICKINSON ISD	HUGHES ROAD EL	45.6265	37.9267	7.6998	6.9998
DICKINSON ISD	JAKE SILBERNAGEL EL	51.8312	45.1311	6.7001	6.0001
DICKINSON ISD	KENNETH E LITTLE EL	51.1546	46.9188	4.2358	4.0000
DICKINSON ISD	R D MCADAMS J H	63.9697	39.5816	24.3881	16.6770
DILLEY ISD	DILLEY EL	31.6406	29.2993	2.3413	2.0000
DILLEY ISD	DILLEY H S	19.2223	15.9308	3.2915	0.9998
DILLEY ISD	MARY HARPER MIDDLE	12.7719	7.1300	5.6419	4.4201
DIME BOX ISD	DIME BOX SCHOOL	18.5745	12.9349	5.6396	0.9220
DIMMITT ISD	DIMMITT H S	26.2357	21.2251	5.0106	3.0003
DIMMITT ISD	DIMMITT MIDDLE	23.8447	20.0488	3.7959	3.2958
DIMMITT ISD	RICHARDSON EL	37.0872	29.5049	7.5823	5.5821
DIVIDE ISD	DIVIDE EL	1.8642	1.8642	0.0000	0.0000
DODD CITY ISD	DODD CITY SCHOOL	27.1044	22.8144	4.2900	0.6429

District Name	Campus Name	Total FTE	In Field	Out of Field	No Certification
DONNA ISD	A M OCHOA EL	29.9932	23.0681	6.9251	2.0000
DONNA ISD	A P SOLIS MIDDLE SCHOOL	63.8162	46.5301	17.2861	9.4819
DONNA ISD	C STAINKE EL	26.3571	19.2194	7.1377	6.0001
DONNA ISD	CAPT D SALINAS II EL	39.5546	26.8218	12.7328	8.8075
DONNA ISD	DONNA ADJUSTMENT AND GUIDANCE CENTER	6.8958	3.4700	3.4258	2.0000
DONNA ISD	DONNA H S	111.1460	84.1237	27.0223	14.3168
DONNA ISD	G ELEMENTARY	36.4358	25.5000	10.9358	6.9358
DONNA ISD	GUZMAN ELEMENTARY	25.9000	19.9267	5.9733	3.9733
DONNA ISD	J W CACERES EL	29.6792	24.7273	4.9519	1.9519
DONNA ISD	LE NOIR ELEMENTARY	35.0151	22.9026	12.1125	11.0000
DONNA ISD	M RIVAS ELEMENTARY	26.3830	23.3224	3.0606	1.0000
DONNA ISD	MARIA ALICIA P MUNOZ ELEMENTARY	43.7662	33.3772	10.3890	6.5614
DONNA ISD	PATRICIA S GARZA ELEMENTARY	38.5838	25.5839	12.9999	6.9999
DONNA ISD	RUNN EL	19.9241	15.9240	4.0001	1.0000
DONNA ISD	T PRICE EL	31.9572	24.9946	6.9626	4.9679
DONNA ISD	VETERANS MIDDLE SCHOOL	62.0935	41.1139	20.9796	16.9655
DONNA ISD	W A TODD 9TH GRADE CAMPUS	50.1665	34.4983	15.6682	8.8450
DOSS CONS CSD	DOSS EL	1.9784	1.9784	0.0000	0.0000
DOUGLASS ISD	DOUGLASS SCHOOL	29.1197	24.7777	4.3420	2.0000
DR M L GARZA-GONZALEZ CHARTER SCHOOL	DR M L GARZA-GONZALEZ CHARTER SCHOOL	6.4997	3.0077	3.4920	2.5482
DRIPPING SPRINGS ISD	DRIPPING SPRINGS H S	57.9311	49.3134	8.6177	2.9327
DRIPPING SPRINGS ISD	DRIPPING SPRINGS INT	36.2231	34.7259	1.4972	0.0000
DRIPPING SPRINGS ISD	DRIPPING SPRINGS MIDDLE	52.1433	45.7675	6.3758	1.1462
DRIPPING SPRINGS ISD	DRIPPING SPRINGS PRI	60.7220	56.5520	4.1700	3.0000
DRISCOLL ISD	DRISCOLL EL	13.7514	13.7514	0.0000	0.0000
DRISCOLL ISD	DRISCOLL MIDDLE SCHOOL	7.1095	6.5669	0.5426	0.0000
DUBLIN ISD	DUBLIN EL	31.9010	28.5003	3.4007	0.0000
DUBLIN ISD	DUBLIN H S	25.3265	23.7140	1.6125	0.3335
DUBLIN ISD	DUBLIN INTERMEDIATE	11.9238	11.9238	0.0000	0.0000
DUBLIN ISD	DUBLIN MIDDLE	18.5950	16.8588	1.7362	0.6667
DUMAS ISD	CACTUS EL	26.5419	18.1361	8.4058	6.8378
DUMAS ISD	DUMAS H S	66.8356	46.7579	20.0777	8.0002
DUMAS ISD	DUMAS J H	48.6454	35.3150	13.3304	4.0001
DUMAS ISD	GREEN ACRES EL	28.3970	24.9527	3.4443	1.9166
DUMAS ISD	HILLCREST EL	21.2697	19.1988	2.0709	0.9998
DUMAS ISD	MORNINGSIDE EL	31.6733	29.1062	2.5671	1.0001
DUMAS ISD	SUNSET EL	23.4858	19.0206	4.4652	2.0698
DUNCANVILLE ISD	BRANDENBURG INT	35.2929	33.6244	1.6685	0.9999
DUNCANVILLE ISD	CENTRAL EL	26.2747	23.0002	3.2745	2.0000
DUNCANVILLE ISD	CHARLES ACTON EL	24.0002	22.0002	2.0000	1.0000
DUNCANVILLE ISD	CJ & ANNE HYMAN ELEMENTARY	32.0391	26.5454	5.4937	1.0000
DUNCANVILLE ISD	CLINT Q SMITH ACADEMY	26.7857	23.7857	3.0000	2.0000
DUNCANVILLE ISD	DANIEL INT	28.8818	25.0654	3.8164	2.5785
DUNCANVILLE ISD	DUNCANVILLE H S	218.4069	184.0418	34.3651	13.9128
DUNCANVILLE ISD	FAIRMEADOWS EL	30.5000	26.9400	3.5600	1.0000
DUNCANVILLE ISD	HARDIN INT	34.7707	31.4250	3.3457	0.9891
DUNCANVILLE ISD	HASTINGS EL	21.8966	20.8574	1.0392	0.0000
DUNCANVILLE ISD	J HERMAN REED MIDDLE SCHOOL	33.4959	25.1047	8.3912	3.5481
DUNCANVILLE ISD	JAMES R BILHARTZ JR ELEMENTARY	35.0388	28.9996	6.0392	5.0000
DUNCANVILLE ISD	MERRIFIELD EL	30.9998	27.9998	3.0000	2.0000
DUNCANVILLE ISD	P A C E	8.4961	7.1341	1.3620	0.0000
DUNCANVILLE ISD	S GUS ALEXANDER JR EL	29.0000	25.8000	3.2000	2.0000

District Name	Campus Name	Total FTE	In Field	Out of Field	No Certification
DUNCANVILLE ISD	W H BYRD MIDDLE SCHOOL	40.1464	28.8838	11.2626	6.0012
EAGLE ADVANTAGE SCHOOL	EAGLE ADVANTAGE CHARTER EL	23.9045	1.9252	21.9793	21.9793
EAGLE MT-SAGINAW ISD	ALTER DISCIPLINE CAMPUS	1.0000	1.0000	0.0000	0.0000
EAGLE MT-SAGINAW ISD	BOSWELL H S	102.2970	86.5554	15.7416	7.0005
EAGLE MT-SAGINAW ISD	BRYSON EL	40.1086	35.5086	4.6000	4.0000
EAGLE MT-SAGINAW ISD	EAGLE MOUNTAIN EL	38.4365	38.4365	0.0000	0.0000
EAGLE MT-SAGINAW ISD	ELKINS EL	43.2808	42.6501	0.6307	0.0000
EAGLE MT-SAGINAW ISD	HIGH COUNTRY ELEMENTARY	34.9211	32.9210	2.0001	2.0001
EAGLE MT-SAGINAW ISD	HIGHLAND MIDDLE	37.0818	31.1427	5.9391	1.7673
EAGLE MT-SAGINAW ISD	L A GILILLAND EL	38.7134	36.7134	2.0000	0.0000
EAGLE MT-SAGINAW ISD	SAGINAW EL	34.7826	33.2826	1.5000	1.0000
EAGLE MT-SAGINAW ISD	WATSON LEARNING CENTER	1.5000	1.5000	0.0000	0.0000
EAGLE MT-SAGINAW ISD	WAYSIDE MIDDLE	40.1882	32.6021	7.5861	3.5028
EAGLE PASS ISD	AUSTIN EL	17.0425	11.0425	6.0000	5.0000
EAGLE PASS ISD	BENAVIDES EL	28.4350	27.4350	1.0000	1.0000
EAGLE PASS ISD	DE LUNA ED CTR	5.5493	3.1933	2.3560	2.0013
EAGLE PASS ISD	E P H S - C C WINN CAMPUS	82.5669	63.6379	18.9290	10.2915
EAGLE PASS ISD	EAGLE PASS H S	114.1814	85.7661	28.4153	20.1582
EAGLE PASS ISD	EAGLE PASS J H	54.7885	39.5990	15.1895	9.2746
EAGLE PASS ISD	EARLY CHILDHOOD CTR	19.1690	14.1690	5.0000	4.0000
EAGLE PASS ISD	FRANK CHISUM REGIONAL TECHNICAL	8.7639	6.9657	1.7982	1.0001
EAGLE PASS ISD	GLASS EL	29.2276	25.2276	4.0000	2.0000
EAGLE PASS ISD	GRAVES EL	29.4000	29.4000	0.0000	0.0000
EAGLE PASS ISD	HENRY B GONZALEZ	29.0000	22.0000	7.0000	4.0000
EAGLE PASS ISD	KENNEDY ELEMENTARY	15.0000	9.0000	6.0000	5.0000
EAGLE PASS ISD	KIRCHNER EL	9.0000	8.0000	1.0000	1.0000
EAGLE PASS ISD	LANGUAGE DEVEL CTR	21.0423	16.0423	5.0000	2.0000
EAGLE PASS ISD	LEE EL	33.3200	29.3200	4.0000	1.0000
EAGLE PASS ISD	LIBERTY ELEMENTARY	32.0000	29.0000	3.0000	2.0000
EAGLE PASS ISD	MEMORIAL J H	66.1006	46.8025	19.2981	3.9998
EAGLE PASS ISD	PETE GALLEGRO ELEMENTARY	25.5206	21.5206	4.0000	2.0000
EAGLE PASS ISD	RAY DARR EL	31.5262	20.5262	11.0000	3.0000
EAGLE PASS ISD	ROSITA VALLEY EL	25.2174	19.2174	6.0000	4.0000
EAGLE PASS ISD	ROSITA VALLEY LITERACY ACADEMY	18.0000	9.0000	9.0000	7.0000
EAGLE PASS ISD	SAM HOUSTON EL	26.6741	21.6741	5.0000	5.0000
EAGLE PASS ISD	SAN LUIS EL	33.2800	32.2800	1.0000	1.0000
EAGLE PASS ISD	SECO MINES EL	27.5220	25.5220	2.0000	0.0000
EAGLE PROJECT (ABILENE)	EAGLE PROJECT (ABILENE)	2.0000	2.0000	0.0000	0.0000
EAGLE PROJECT (BEAUMONT)	EAGLE PROJECT (BEAUMONT)	1.0000	1.0000	0.0000	0.0000
EAGLE PROJECT (BROWNSVILLE)	EAGLE PROJECT (BROWNSVILLE)	1.0000	1.0000	0.0000	0.0000
EAGLE PROJECT (DEL RIO)	EAGLE PROJECT (DEL RIO)	1.0000	1.0000	0.0000	0.0000
EAGLE PROJECT (FT WORTH)	EAGLE PROJECT (FT WORTH)	0.5000	0.5000	0.0000	0.0000
EAGLE PROJECT (LAREDO)	EAGLE PROJECT (LAREDO)	1.0000	0.0000	1.0000	1.0000
EAGLE PROJECT	EAGLE PROJECT (LUBBOCK)	1.0000	1.0000	0.0000	0.0000

District Name	Campus Name	Total FTE	In Field	Out of Field	No Certification
(LUBBOCK)					
EAGLE PROJECT (MIDLAND)	EAGLE CHARTER SCHOOL - MIDLAND/AUS	2.0000	1.0000	1.0000	1.0000
EAGLE PROJECT (MIDLAND)	EAGLE PROJECT (MIDLAND)	1.0000	1.0000	0.0000	0.0000
EAGLE PROJECT (PHARR-MCALLEN)	EAGLE PROJECT (PHARR-MCALLEN)	1.0000	0.0000	1.0000	1.0000
EAGLE PROJECT (SAN ANTONIO II)	EAGLE PROJECT (SAN ANTONIO)	1.0000	1.0000	0.0000	0.0000
EAGLE PROJECT (TYLER)	EAGLE PROJECT (TYLER)	1.0000	1.0000	0.0000	0.0000
EAGLE PROJECT (WACO)	EAGLE PROJECT (WACO)	2.4996	2.4996	0.0000	0.0000
EANES ISD	BARTON CREEK EL	27.9496	27.3274	0.6222	0.0000
EANES ISD	BRIDGE POINT EL	52.8431	49.2860	3.5571	3.0000
EANES ISD	CEDAR CREEK EL	30.4400	28.2186	2.2214	2.0000
EANES ISD	EANES EL	36.2923	34.2447	2.0476	1.0000
EANES ISD	FOREST TRAIL EL	42.4639	39.1121	3.3518	2.9998
EANES ISD	HILL COUNTRY MIDDLE	45.6533	34.8676	10.7857	2.0716
EANES ISD	VALLEY VIEW EL	30.7748	30.5361	0.2387	0.0000
EANES ISD	WEST RIDGE MIDDLE	54.2832	40.8799	13.4033	0.9220
EANES ISD	WESTLAKE H S	130.6572	118.3852	12.2720	1.8037
EARLY ISD	EARLY EL	21.5373	19.5375	1.9998	1.9998
EARLY ISD	EARLY H S	28.6874	26.3067	2.3807	0.9998
EARLY ISD	EARLY MIDDLE	23.9617	19.5894	4.3723	1.7981
EARLY ISD	EARLY PRI	18.8570	17.5535	1.3035	1.0000
EAST BERNARD ISD	EAST BERNARD EL	25.8392	25.8392	0.0000	0.0000
EAST BERNARD ISD	EAST BERNARD H S	24.4431	21.0481	3.3950	0.5715
EAST BERNARD ISD	EAST BERNARD J H	18.7899	16.3519	2.4380	0.0000
EAST CENTRAL ISD	BEXAR COUNTY LRN CTR	8.3279	6.9953	1.3326	0.9996
EAST CENTRAL ISD	DISTRICT ADMINISTRATION	1.4412	1.4412	0.0000	0.0000
EAST CENTRAL ISD	EAST CENTRAL DEV CTR	20.5753	17.0415	3.5338	1.0000
EAST CENTRAL ISD	EAST CENTRAL H S	102.7019	84.6251	18.0768	7.5758
EAST CENTRAL ISD	EAST CENTRAL HERITAGE MIDDLE	55.3152	45.1534	10.1618	1.8480
EAST CENTRAL ISD	HARMONY EL	32.4360	29.2424	3.1936	2.0000
EAST CENTRAL ISD	HIGHLAND FOREST ELEMENTARY	41.7380	35.5934	6.1446	5.0000
EAST CENTRAL ISD	JOHN GLENN EL	42.6086	39.0208	3.5878	2.0002
EAST CENTRAL ISD	OAK CREST INT	24.3110	23.5373	0.7737	0.7737
EAST CENTRAL ISD	PECAN VALLEY EL	27.4429	26.1032	1.3397	1.0000
EAST CENTRAL ISD	SALADO INT	26.6129	23.1360	3.4769	3.4769
EAST CENTRAL ISD	SINCLAIR EL	36.5076	35.4592	1.0484	1.0000
EAST CENTRAL ISD	STUDENT ADJUSTMENT CTR	0.8000	0.8000	0.0000	0.0000
EAST CHAMBERS ISD	EAST CHAMBERS EL	31.7847	30.7847	1.0000	1.0000
EAST CHAMBERS ISD	EAST CHAMBERS H S	17.5290	15.7337	1.7953	0.0000
EAST CHAMBERS ISD	EAST CHAMBERS INTERMEDIATE	9.4292	9.4292	0.0000	0.0000
EAST CHAMBERS ISD	EAST CHAMBERS J H	11.8898	7.4996	4.3902	0.6971
EAST FORT WORTH MONTESSORI ACADEMY	EAST FORT WORTH MONTESSORI ACADEMY	11.0000	3.0000	8.0000	8.0000
EAST TEXAS CHARTER SCHOOLS	DAN CHADWICK CAMPUS	7.3139	2.4051	4.9088	1.9992
EASTLAND ISD	EASTLAND H S	25.6551	21.4463	4.2088	1.0000
EASTLAND ISD	EASTLAND MIDDLE	20.1694	19.1694	1.0000	1.0000
EASTLAND ISD	SIEBERT EL	40.4177	37.4177	3.0000	0.0000
ECTOR COUNTY ISD	A I M	26.8741	20.6774	6.1967	5.9981
ECTOR COUNTY ISD	ALTER ED CTR	11.9589	11.0157	0.9432	0.0000
ECTOR COUNTY ISD	AUSTIN MONTESSORI MAGNET	32.6735	27.6735	5.0000	4.0000
ECTOR COUNTY ISD	BARBARA JORDAN EL	41.6390	39.4680	2.1710	1.0000
ECTOR COUNTY ISD	BLANTON EL	28.7863	28.6498	0.1365	0.0000

District Name	Campus Name	Total FTE	In Field	Out of Field	No Certification
ECTOR COUNTY ISD	BONHAM J H	44.4039	41.1205	3.2834	3.0001
ECTOR COUNTY ISD	BOWIE J H	52.5475	49.5661	2.9814	1.9152
ECTOR COUNTY ISD	BURLESON EL	33.4747	33.4747	0.0000	0.0000
ECTOR COUNTY ISD	BURNET EL	35.2798	32.2798	3.0000	2.0000
ECTOR COUNTY ISD	CAMERON DUAL LANGUAGE MAGNET	42.8491	36.8491	6.0000	6.0000
ECTOR COUNTY ISD	CAREER CTR	38.5967	31.1816	7.4151	0.9029
ECTOR COUNTY ISD	CARVER EARLY EE-KG	23.8611	21.8611	2.0000	1.0000
ECTOR COUNTY ISD	CROCKETT J H	47.8371	42.1487	5.6884	3.0000
ECTOR COUNTY ISD	DISTRICT ADMINISTRATION	12.3502	7.8602	4.4900	0.0000
ECTOR COUNTY ISD	DOWLING EL	34.5818	32.5818	2.0000	1.0000
ECTOR COUNTY ISD	ECTOR CO YOUTH CTR	5.3566	4.5139	0.8427	0.0000
ECTOR COUNTY ISD	ECTOR J H	86.8971	75.1665	11.7306	5.1695
ECTOR COUNTY ISD	EL MAGNET AT BLACKSHEAR	43.6410	43.6410	0.0000	0.0000
ECTOR COUNTY ISD	EL MAGNET AT HAYS	33.2097	32.0717	1.1380	1.0000
ECTOR COUNTY ISD	EL MAGNET AT IRELAND	34.7153	34.7153	0.0000	0.0000
ECTOR COUNTY ISD	EL MAGNET AT MILAM EL	40.0688	36.6318	3.4370	2.8335
ECTOR COUNTY ISD	EL MAGNET AT NOEL EL	42.7285	36.7282	6.0003	4.0000
ECTOR COUNTY ISD	EL MAGNET AT REAGAN EL	33.8830	32.8356	1.0474	0.0000
ECTOR COUNTY ISD	EL MAGNET AT TRAVIS	38.1004	36.3543	1.7461	1.0000
ECTOR COUNTY ISD	EL MAGNET AT ZAVALA	45.5751	40.9243	4.6508	2.0003
ECTOR COUNTY ISD	GALE POND ALAMO EL	30.0939	27.0939	3.0000	1.0000
ECTOR COUNTY ISD	GOLIAD EL	36.6789	36.6789	0.0000	0.0000
ECTOR COUNTY ISD	GONZALES EL	30.1455	27.5925	2.5530	2.0000
ECTOR COUNTY ISD	HOOD J H	37.2801	32.1309	5.1492	4.0002
ECTOR COUNTY ISD	L B JOHNSON EL	43.3125	40.1715	3.1410	3.0000
ECTOR COUNTY ISD	LAMAR EARLY EE-KG	23.0000	22.0000	1.0000	1.0000
ECTOR COUNTY ISD	LAURO CAVAZOS EL	43.5965	38.5967	4.9998	3.9998
ECTOR COUNTY ISD	MURRY FLY EL	41.4021	36.8653	4.5368	2.0000
ECTOR COUNTY ISD	NIMITZ J H	49.8300	41.0345	8.7955	3.7685
ECTOR COUNTY ISD	ODESSA H S	125.4763	110.7455	14.7308	5.2199
ECTOR COUNTY ISD	PEASE EL	49.6562	47.6562	2.0000	1.0000
ECTOR COUNTY ISD	PERMIAN H S	109.7264	94.4503	15.2761	6.7578
ECTOR COUNTY ISD	REG DAY SCHOOL FOR DEAF	1.0000	0.0000	1.0000	0.0000
ECTOR COUNTY ISD	ROSS EL	30.1624	29.1624	1.0000	1.0000
ECTOR COUNTY ISD	SAM HOUSTON EL	36.1447	36.1447	0.0000	0.0000
ECTOR COUNTY ISD	SAN JACINTO EL	35.9366	34.9366	1.0000	0.0000
ECTOR COUNTY ISD	TEEN PARENT CTR	8.2366	7.6868	0.5498	0.0000
ECTOR ISD	ECTOR EL	7.3388	7.3388	0.0000	0.0000
ECTOR ISD	ECTOR SCHOOL	11.3378	7.9196	3.4182	2.7118
EDCOUCH-ELSA ISD	DISTRICT ADMINISTRATION	2.0000	1.0000	1.0000	0.0000
EDCOUCH-ELSA ISD	EARLY CHILDHOOD DEVELOPMENT CENTER	33.7807	28.8877	4.8930	4.7807
EDCOUCH-ELSA ISD	EDCOUCH-ELSA H S	95.8098	71.9040	23.9058	12.0001
EDCOUCH-ELSA ISD	EDCOUCH-ELSA J H	35.0189	25.3981	9.6208	3.6558
EDCOUCH-ELSA ISD	KENNEDY EL	27.0270	20.2135	6.8135	1.6385
EDCOUCH-ELSA ISD	L B J EL	25.3824	22.2497	3.1327	2.2577
EDCOUCH-ELSA ISD	RUBEN C RODRIGUEZ ELEMENTARY	28.4921	20.9999	7.4922	5.4923
EDCOUCH-ELSA ISD	SANTIAGO GARCIA ELEMENTARY	21.8830	16.1490	5.7340	3.9314
EDCOUCH-ELSA ISD	SHARED SERVICE ARRANGEMENTS	2.0000	1.0000	1.0000	0.0000
EDEN C I S D	EDEN EL	13.1476	12.6475	0.5001	0.5001
EDEN C I S D	EDEN H S	11.5276	7.4818	4.0458	2.8764
EDEN PARK ACADEMY	EDEN PARK ACADEMY	9.2737	3.5000	5.7737	3.5952
EDGEWOOD ISD	ACCELERATED LRN SCH	7.4360	6.5798	0.8562	0.8562
EDGEWOOD ISD	ALONSO S PERALES ELEMENTARY SCHOOL	27.1165	21.0332	6.0833	0.0000

District Name	Campus Name	Total FTE	In Field	Out of Field	No Certification
EDGEWOOD ISD	ALTERNATIVE CENTER	13.2505	6.9131	6.3374	0.8980
EDGEWOOD ISD	BRENTWOOD MIDDLE SCHOOL	36.6916	26.1544	10.5372	5.6205
EDGEWOOD ISD	CENIZO PARK ELEMENTARY SCHOOL	31.7059	22.8182	8.8877	4.8877
EDGEWOOD ISD	CORONADO/ESCOBAR ELEMENTARY SCHOOL	36.2165	34.1332	2.0833	0.0000
EDGEWOOD ISD	DISTRICT ADMINISTRATION	0.5000	0.0000	0.5000	0.5000
EDGEWOOD ISD	E T WRENN MIDDLE SCHOOL	36.7398	27.6448	9.0950	5.2674
EDGEWOOD ISD	EDGEWOOD EL	16.7214	16.3849	0.3365	0.0516
EDGEWOOD ISD	EDGEWOOD H S	19.9183	14.1083	5.8100	2.5120
EDGEWOOD ISD	EDGEWOOD INTERMEDIATE	12.8108	12.7334	0.0774	0.0774
EDGEWOOD ISD	EDGEWOOD MIDDLE	14.2488	9.9083	4.3405	2.6902
EDGEWOOD ISD	GARDENDALE ELEMENTARY SCHOOL	36.1169	33.7478	2.3691	1.0000
EDGEWOOD ISD	GUS GARCIA MIDDLE SCHOOL	39.0584	26.4028	12.6556	7.0009
EDGEWOOD ISD	H B GONZALEZ ELEMENTARY SCHOOL	29.9919	23.9086	6.0833	0.0000
EDGEWOOD ISD	JOHN F KENNEDY HIGH SCHOOL	101.5630	67.4732	34.0898	11.0728
EDGEWOOD ISD	L B JOHNSON ELEMENTARY SCHOOL	31.9353	24.1332	7.8021	4.8021
EDGEWOOD ISD	LAS PALMAS ELEMENTARY SCHOOL	35.0721	27.1332	7.9389	4.8556
EDGEWOOD ISD	LOMA PARK ELEMENTARY SCHOOL	46.1165	37.0332	9.0833	3.0000
EDGEWOOD ISD	MEMORIAL HIGH SCHOOL	73.4515	49.8894	23.5621	6.4338
EDGEWOOD ISD	ROOSEVELT ELEMENTARY SCHOOL	33.9797	30.9797	3.0000	2.0000
EDGEWOOD ISD	SHARED SERVICE ARRANGEMENTS	5.0000	5.0000	0.0000	0.0000
EDGEWOOD ISD	STAFFORD ELEMENTARY SCHOOL	33.2165	28.1332	5.0833	2.0000
EDGEWOOD ISD	TRUMAN MIDDLE SCHOOL	26.4817	19.0894	7.3923	4.9999
EDGEWOOD ISD	WINSTON ELEMENTARY SCHOOL	35.2112	30.1279	5.0833	2.0000
EDINBURG CISD	AUSTIN ELEM	25.0044	22.3377	2.6667	1.0000
EDINBURG CISD	B L GARZA MIDDLE SCHOOL	78.7153	66.9734	11.7419	6.6633
EDINBURG CISD	BETTS ELEM	36.0002	34.8335	1.1667	1.0000
EDINBURG CISD	BREWSTER ELEM	21.9936	20.1603	1.8333	0.0000
EDINBURG CISD	CANO-GONZALEZ ELEM	34.9310	32.4310	2.5000	1.0000
EDINBURG CISD	CANTERBURY ELEM	31.0002	31.0002	0.0000	0.0000
EDINBURG CISD	CARMEN V AVILA ELEMENTARY	42.1046	31.5000	10.6046	5.1044
EDINBURG CISD	CAVAZOS ELEM	32.4951	30.4951	2.0000	1.0000
EDINBURG CISD	DE LA VINA ELEM	36.8949	35.8949	1.0000	0.0000
EDINBURG CISD	DISTRICT ADMINISTRATION	2.0000	2.0000	0.0000	0.0000
EDINBURG CISD	ECONOMEDES H S	140.6079	108.0062	32.6017	16.9817
EDINBURG CISD	EDINBURG ALTERNATIVE EDUCATION ACAD	12.9038	8.2585	4.6453	1.9039
EDINBURG CISD	EDINBURG H S	129.4724	102.4218	27.0506	13.2253
EDINBURG CISD	EDINBURG NORTH H S	131.2513	102.3516	28.8997	15.6350
EDINBURG CISD	EISENHOWER ELEM	37.5739	32.6620	4.9119	1.9119
EDINBURG CISD	ESCANDON ELEM	36.1745	32.9745	3.2000	1.0000
EDINBURG CISD	FREDDY GONZALEZ ELEM	33.0002	31.0002	2.0000	1.0000
EDINBURG CISD	GUERRA ELEM	37.8591	32.8591	5.0000	2.0000
EDINBURG CISD	HARGILL ELEM	20.4307	18.2640	2.1667	2.0000
EDINBURG CISD	HARWELL MIDDLE SCHOOL	79.4839	65.3741	14.1098	6.2844
EDINBURG CISD	JEFFERSON ELEM	30.2149	27.7149	2.5000	1.0000
EDINBURG CISD	JOHN F KENNEDY ELEM	36.1303	30.9724	5.1579	2.1579
EDINBURG CISD	JUVENILE DETENTION CTR	2.0000	2.0000	0.0000	0.0000
EDINBURG CISD	L B JOHNSON ELEM	30.1059	25.1059	5.0000	2.0000
EDINBURG CISD	LEE ELEM	33.0002	32.8335	0.1667	0.0000
EDINBURG CISD	LINCOLN ELEM	29.1293	29.1293	0.0000	0.0000

District Name	Campus Name	Total FTE	In Field	Out of Field	No Certification
EDINBURG CISD	MEMORIAL MIDDLE SCHOOL	82.0036	75.6797	6.3239	2.0002
EDINBURG CISD	MONTE CRISTO ELEM	35.7592	31.7590	4.0002	1.0000
EDINBURG CISD	NORTHWEST ELEMENTARY	34.2693	30.7693	3.5000	2.0000
EDINBURG CISD	SAN CARLOS ELEM	34.2583	29.2583	5.0000	3.0000
EDINBURG CISD	SOUTH MIDDLE SCHOOL	84.1386	69.0576	15.0810	4.9682
EDINBURG CISD	SOUTHEAST ELEMENTARY	35.5928	27.5928	8.0000	5.0000
EDINBURG CISD	TRAVIS ELEM	29.7939	26.7939	3.0000	2.0000
EDINBURG CISD	TREVINO ELEM	33.6671	33.6671	0.0000	0.0000
EDINBURG CISD	TRUMAN ELEM	36.0002	33.5002	2.5000	1.0000
EDINBURG CISD	VILLARREAL ELEM	41.0001	34.5001	6.5000	3.0000
EDINBURG CISD	ZAVALA ELEM	31.0002	29.0002	2.0000	1.0000
EDNA ISD	AUSTIN EL	23.2742	20.7736	2.5006	2.0005
EDNA ISD	CARVER EL	25.5037	21.3127	4.1910	3.0003
EDNA ISD	EDNA H S	26.0123	18.3946	7.6177	4.6275
EDNA ISD	MEADIE PUMPHREY JUNIOR HIGH SCHOOL	20.4496	15.3326	5.1170	1.3440
EDUCATION CENTER INTERNATIONAL ACAD	EDUCATION CENTER INTERNATIONAL ACAD	10.5582	3.9958	6.5624	4.2454
EDUCATION CENTER THE	EDUCATION CENTER AT LITTLE ELM TH	9.3045	1.3889	7.9156	7.9156
EDUCATION CENTER THE	EDUCATION CENTER AT THE COLONY TH	6.3481	0.3889	5.9592	5.9592
EHRHART SCHOOL THE	EHRHART SCHOOL THE	22.0004	5.3334	16.6670	12.0002
EL CAMPO ISD	EL CAMPO H S	64.4253	51.3884	13.0369	7.6988
EL CAMPO ISD	EL CAMPO MIDDLE	49.7193	37.6286	12.0907	4.5133
EL CAMPO ISD	HUTCHINS EL	33.9999	32.9999	1.0000	1.0000
EL CAMPO ISD	MYATT EL	39.0560	36.3642	2.6918	0.1788
EL CAMPO ISD	NORTHSIDE EL	30.4420	29.0686	1.3734	0.8734
EL PASO ACADEMY	EL PASO ACADEMY EAST	17.9998	2.9998	15.0000	12.0000
EL PASO ISD	ALAMO EL	26.6893	20.8266	5.8627	3.7862
EL PASO ISD	ALTA VISTA EL	32.9300	27.1439	5.7861	3.7861
EL PASO ISD	ANDRESS H S	108.7715	86.1315	22.6400	11.6986
EL PASO ISD	AOY EL	26.8789	22.8789	4.0000	1.0000
EL PASO ISD	AUSTIN H S	96.9058	70.1465	26.7593	16.4918
EL PASO ISD	BARRON EL	43.3544	42.4614	0.8930	0.8930
EL PASO ISD	BASSETT MIDDLE	67.4482	45.7781	21.6701	13.0806
EL PASO ISD	BEALL EL	36.9602	34.0725	2.8877	0.8877
EL PASO ISD	BLISS EL	52.2819	45.4637	6.8182	5.8182
EL PASO ISD	BONHAM EL	28.7557	23.5989	5.1568	2.1568
EL PASO ISD	BOWIE H S	92.0885	75.7562	16.3323	8.8948
EL PASO ISD	BRADLEY EL	28.9205	27.9205	1.0000	0.0000
EL PASO ISD	BURGES H S	89.3422	76.2182	13.1240	7.5589
EL PASO ISD	BURLESON EL	29.0466	27.7167	1.3299	0.9482
EL PASO ISD	BURNET EL	29.7678	26.7678	3.0000	1.0000
EL PASO ISD	CANYON HILLS MIDDLE	61.5785	43.0163	18.5622	13.0027
EL PASO ISD	CAREER & TECH ED CTR	1.0000	0.0000	1.0000	0.0000
EL PASO ISD	CHAPIN HS	101.3015	72.3161	28.9854	13.1980
EL PASO ISD	CHARLES MIDDLE	40.7627	32.1679	8.5948	3.1408
EL PASO ISD	CIELO VISTA EL	25.1068	23.1068	2.0000	1.0000
EL PASO ISD	CLARDY EL	47.1415	45.6415	1.5000	0.0000
EL PASO ISD	CLENDENIN EL	35.6662	29.9657	5.7005	2.7005
EL PASO ISD	COLDWELL EL	31.9052	27.9052	4.0000	2.0000
EL PASO ISD	COLLINS EL	43.2852	42.2852	1.0000	0.0000
EL PASO ISD	COOLEY EL	41.7169	38.0003	3.7166	1.7166
EL PASO ISD	CORDOVA MIDDLE	42.8757	33.7392	9.1365	1.7940
EL PASO ISD	CORONADO H S	138.4730	103.9441	34.5289	18.7127
EL PASO ISD	CROCKETT EL	42.7758	39.9951	2.7807	1.7807
EL PASO ISD	CROSBY EL	41.6262	37.8455	3.7807	2.7807

District Name	Campus Name	Total FTE	In Field	Out of Field	No Certification
EL PASO ISD	DELTA ACADEMY	12.2402	9.9396	2.3006	1.7847
EL PASO ISD	DISTRICT ADMINISTRATION	11.5000	10.5000	1.0000	0.0000
EL PASO ISD	DOUGLASS EL	27.6286	22.2930	5.3356	4.0000
EL PASO ISD	DOWELL EL	27.5914	23.4728	4.1186	1.0000
EL PASO ISD	EL PASO H S	75.3300	63.3906	11.9394	7.6236
EL PASO ISD	FANNIN EL	46.5417	43.8015	2.7402	1.7166
EL PASO ISD	FRANKLIN H S	139.5198	118.7718	20.7480	11.9075
EL PASO ISD	GREEN EL	43.4266	40.4266	3.0000	3.0000
EL PASO ISD	GUERRERO EL	58.2797	56.4615	1.8182	0.8182
EL PASO ISD	GUILLEN MIDDLE	65.2512	42.5793	22.6719	14.1400
EL PASO ISD	HART EL	30.2297	28.2297	2.0000	0.0000
EL PASO ISD	HAWKINS EL	28.2427	24.2427	4.0000	2.0000
EL PASO ISD	HENDERSON MIDDLE	58.3586	44.7989	13.5597	9.8978
EL PASO ISD	HILLSIDE EL	44.1520	39.1520	5.0000	3.0000
EL PASO ISD	HORNEDO MIDDLE	89.5252	70.9672	18.5580	5.4936
EL PASO ISD	HOUSTON EL	34.8075	32.3075	2.5000	1.0000
EL PASO ISD	HUGHEY EL	42.5712	41.3992	1.1720	0.1720
EL PASO ISD	IRVIN H S	96.8358	72.2520	24.5838	15.5528
EL PASO ISD	JEFFERSON H S	40.4660	27.2329	13.2331	6.7694
EL PASO ISD	JOHNSON EL	48.4602	46.4602	2.0000	1.0000
EL PASO ISD	KOHLBERG EL	55.1600	54.2937	0.8663	0.8663
EL PASO ISD	LAMAR EL	46.2933	46.2933	0.0000	0.0000
EL PASO ISD	LEE EL	51.4847	49.2847	2.2000	0.0000
EL PASO ISD	LINCOLN MIDDLE	71.0514	56.1154	14.9360	5.3677
EL PASO ISD	LOGAN EL	41.7126	38.7126	3.0000	2.0000
EL PASO ISD	MACARTHUR EL-INT	45.0711	40.6173	4.4538	1.8576
EL PASO ISD	MAGOFFIN MIDDLE	56.9807	39.8769	17.1038	10.7763
EL PASO ISD	MESITA EL	45.6885	43.7901	1.8984	0.8984
EL PASO ISD	MILAM EL	22.7562	20.0000	2.7562	1.1312
EL PASO ISD	MITZI BOND ELEMENTARY	59.4255	52.6924	6.7331	6.7331
EL PASO ISD	MOREHEAD MIDDLE	71.9718	46.8437	25.1281	14.8287
EL PASO ISD	MORENO EL	35.2500	31.2500	4.0000	2.0000
EL PASO ISD	NEWMAN EL	41.7731	40.5731	1.2000	1.0000
EL PASO ISD	NIXON EL	46.8405	35.8405	11.0000	4.0000
EL PASO ISD	OCCUPATIONAL CTR	1.4626	1.4626	0.0000	0.0000
EL PASO ISD	PARK EL	39.6713	35.6713	4.0000	3.0000
EL PASO ISD	POLK EL	45.0604	43.6187	1.4417	1.0000
EL PASO ISD	PUTNAM EL	38.9072	33.4072	5.5000	2.0000
EL PASO ISD	RICHARDSON MIDDLE	51.4124	32.9619	18.4505	6.4881
EL PASO ISD	RIVERA EL	36.8897	34.8897	2.0000	1.0000
EL PASO ISD	ROBERTS EL	50.6990	46.3929	4.3061	3.0000
EL PASO ISD	ROOSEVELT EL	21.8501	21.0000	0.8501	0.1568
EL PASO ISD	ROSS MIDDLE	57.5151	42.8429	14.6722	7.7429
EL PASO ISD	RUSK EL	35.6893	33.6893	2.0000	1.0000
EL PASO ISD	SCHOOL-AGE PARENT CTR	12.7584	9.5167	3.2417	1.0691
EL PASO ISD	SCHUSTER EL	22.5854	18.6603	3.9251	2.9251
EL PASO ISD	SILVA HEALTH MAGNET	80.9788	59.2142	21.7646	8.5458
EL PASO ISD	STANTON EL	41.0681	36.8953	4.1728	2.6968
EL PASO ISD	SUNSET H S	14.9829	12.0606	2.9223	0.0000
EL PASO ISD	TELLES ACADEMY	9.1231	4.7048	4.4183	2.8752
EL PASO ISD	TELLES ACADEMY J J A E P	3.2382	2.1396	1.0986	0.8284
EL PASO ISD	TERRACE HILLS MIDDLE	51.9333	40.5347	11.3986	7.0004
EL PASO ISD	TRAVIS EL	33.3553	31.8553	1.5000	1.0000
EL PASO ISD	VILAS EL	26.5332	24.5332	2.0000	1.0000
EL PASO ISD	WAINWRIGHT EL	35.5389	31.7368	3.8021	3.8021
EL PASO ISD	WESTERN HILLS EL	35.8354	34.3169	1.5185	0.0000

District Name	Campus Name	Total FTE	In Field	Out of Field	No Certification
EL PASO ISD	WHITAKER EL	44.9966	41.9966	3.0000	2.0000
EL PASO ISD	WIGGS MIDDLE	58.4893	44.7302	13.7591	3.4997
EL PASO ISD	ZACH WHITE EL	43.2847	42.2847	1.0000	1.0000
EL PASO ISD	ZAVALA EL	30.6415	27.6415	3.0000	1.0000
EL PASO SCHOOL OF EXCELLENCE	EL PASO SCHOOL OF EXCELLENCE	21.2763	6.6649	14.6114	14.6114
EL PASO SCHOOL OF EXCELLENCE	EL PASO SCHOOL OF EXCELLENCE MIDDLE	14.0003	2.1125	11.8878	10.0004
ELECTRA ISD	DINSMORE EL	15.9777	15.9777	0.0000	0.0000
ELECTRA ISD	ELECTRA H S	16.0235	11.0003	5.0232	1.7386
ELECTRA ISD	ELECTRA J H	15.1736	11.9650	3.2086	1.2614
ELECTRA ISD	SHARED SERVICE ARRANGEMENTS	0.2074	0.2074	0.0000	0.0000
ELGIN ISD	BOOKER T WASHINGTON	34.9204	28.3339	6.5865	4.9198
ELGIN ISD	ELGIN H S	51.9529	44.4720	7.4809	2.8144
ELGIN ISD	ELGIN MIDDLE SCHOOL	41.8481	31.3406	10.5075	5.0134
ELGIN ISD	ELGIN PRI	33.7125	27.7392	5.9733	4.9733
ELKHART ISD	ELKHART EL	42.8801	41.6801	1.2000	1.0000
ELKHART ISD	ELKHART H S	25.1611	22.6816	2.4795	1.3232
ELKHART ISD	ELKHART MIDDLE	20.2295	17.5632	2.6663	1.3538
ELYSIAN FIELDS ISD	ELYSIAN FIELDS EL	29.4060	27.2964	2.1096	1.0000
ELYSIAN FIELDS ISD	ELYSIAN FIELDS H S	22.1101	18.7641	3.3460	0.7972
ELYSIAN FIELDS ISD	ELYSIAN FIELDS MIDDLE	14.8946	12.7453	2.1493	0.9277
ENCINO SCHOOL	ENCINO SCHOOL	3.9999	1.0000	2.9999	1.9999
ENNIS ISD	6TH GRADE CENTER	19.4753	19.4753	0.0000	0.0000
ENNIS ISD	AUSTIN EL	19.2501	18.2501	1.0000	1.0000
ENNIS ISD	BOWIE EL	32.6756	30.6756	2.0000	1.0000
ENNIS ISD	EARLY CHILDHOOD CENTER	34.9358	25.9358	9.0000	2.0000
ENNIS ISD	ENNIS H S	78.8292	67.6422	11.1870	3.6455
ENNIS ISD	ENNIS INT	44.8912	44.8912	0.0000	0.0000
ENNIS ISD	ENNIS J H	40.8710	29.1419	11.7291	3.0990
ENNIS ISD	HOUSTON EL	21.9914	20.9914	1.0000	0.0000
ENNIS ISD	TRAVIS EL	21.8461	17.0000	4.8461	1.8461
ERA ISD	ERA SCHOOL	31.3137	24.1600	7.1537	4.8426
ERA ISD	SHARED SERVICE ARRANGEMENTS	0.3288	0.1644	0.1644	0.0000
ERATH ACADEMY INC	EXCELS ERATH EXCELS ACADEMY INC	7.8566	1.4511	6.4055	4.6113
ETOILE ISD	ETOILE EL	9.9903	8.1347	1.8556	0.8611
EULA ISD	EULA EL	13.9680	12.9680	1.0000	0.0000
EULA ISD	EULA H S	15.9644	14.8508	1.1136	0.0000
EULA ISD	EULA MIDDLE	9.2286	7.2794	1.9492	0.0000
EUSTACE ISD	EUSTACE H S	27.4204	21.5770	5.8434	2.7592
EUSTACE ISD	EUSTACE INT	18.4615	16.2978	2.1637	2.1637
EUSTACE ISD	EUSTACE MIDDLE	26.5449	15.9921	10.5528	3.0005
EUSTACE ISD	EUSTACE PRI	28.1729	26.5929	1.5800	1.5800
EVADALE ISD	EVADALE ELEM/JR HIGH SCHOOL	25.6736	21.5122	4.1614	2.0002
EVADALE ISD	EVADALE H S	12.7475	8.9973	3.7502	2.0001
EVANT ISD	EVANT EL	10.7924	8.2584	2.5340	1.0000
EVANT ISD	EVANT H S	12.2115	8.6964	3.5151	0.0000
EVERMAN ISD	BISHOP EL	42.2076	39.2504	2.9572	2.9572
EVERMAN ISD	E RAY EL	24.2498	22.2498	2.0000	2.0000
EVERMAN ISD	EVERMAN H S	67.4098	59.5226	7.8872	3.9738
EVERMAN ISD	EVERMAN J H	46.1929	34.6925	11.5004	2.9997
EVERMAN ISD	HOMMEL EL	29.6511	27.6511	2.0000	2.0000
EVERMAN ISD	SOUDER EL	40.7796	38.8705	1.9091	1.9091
EVOLUTION ACADEMY CHARTER SCHOOL	EVOLUTION ACADEMY CHARTER SCHOOL	11.6281	1.9788	9.6493	9.6493

District Name	Campus Name	Total FTE	In Field	Out of Field	No Certification
EXCELSIOR ISD	EXCELSIOR EL	7.0092	5.1635	1.8457	0.9456
EZZELL ISD	EZZELL EL	6.6377	5.1212	1.5165	1.0002
FABENS ISD	FABENS H S	42.8806	31.2863	11.5943	7.9597
FABENS ISD	FABENS MIDDLE SCHOOL	34.2536	26.2871	7.9665	6.1037
FABENS ISD	FABENS PRIMARY	17.2690	13.3890	3.8800	1.2800
FABENS ISD	ODONNELL ELEMENTARY	20.3721	10.9386	9.4335	3.8180
FABENS ISD	RISINGER PRIMARY	22.1441	17.7833	4.3608	1.6954
FAIRFIELD ISD	FAIRFIELD EL	43.0032	39.9414	3.0618	1.0000
FAIRFIELD ISD	FAIRFIELD H S	41.2209	37.9251	3.2958	0.1190
FAIRFIELD ISD	FAIRFIELD J H	27.7394	21.5572	6.1822	2.0001
FAIRFIELD ISD	FREESTONE NAVARRO ALTER	2.0000	2.0000	0.0000	0.0000
FAIRFIELD ISD	SHARED SERVICE ARRANGEMENTS	0.9999	0.0000	0.9999	0.9999
FAITH FAMILY ACADEMY OF OAK CLIFF	FAITH FAMILY ACADEMY OF OAK CLIFF	86.0855	18.6038	67.4817	63.8291
FALLS CITY ISD	FALLS CITY EL	11.4333	11.4333	0.0000	0.0000
FALLS CITY ISD	FALLS CITY H S	12.9983	9.4381	3.5602	0.9998
FANNINDEL ISD	FANNINDEL EL	9.9998	9.9998	0.0000	0.0000
FANNINDEL ISD	FANNINDEL H S	9.2474	6.1972	3.0502	0.0000
FARMERSVILLE ISD	FARMERSVILLE H S	30.3889	22.3977	7.9912	3.7246
FARMERSVILLE ISD	FARMERSVILLE INTERMEDIATE SCHOOL	16.1150	14.9996	1.1154	0.0978
FARMERSVILLE ISD	FARMERSVILLE JUNIOR HIGH SCHOOL	23.9503	18.0546	5.8957	2.7364
FARMERSVILLE ISD	TATUM EL	32.1691	30.5784	1.5907	1.1740
FARWELL ISD	FARWELL EL	15.7811	12.8236	2.9575	2.7809
FARWELL ISD	FARWELL H S	12.5529	9.3031	3.2498	1.3334
FARWELL ISD	FARWELL J H	11.0327	6.4587	4.5740	1.9999
FAYETTEVILLE ISD	FAYETTEVILLE EL	5.9229	5.3751	0.5478	0.4050
FAYETTEVILLE ISD	FAYETTEVILLE H S	11.0265	7.5400	3.4865	1.5951
FERRIS ISD	FERRIS H S	35.4141	23.2623	12.1518	10.6280
FERRIS ISD	FERRIS INTERMEDIATE	34.1182	27.6253	6.4929	6.4929
FERRIS ISD	FERRIS J H	21.5081	13.6544	7.8537	4.2690
FERRIS ISD	HAZEL INGRAM ELEMENTARY	29.5590	23.1828	6.3762	3.7894
FERRIS ISD	LUCY MAE MCDONALD ELEMENTARY	22.2301	20.7301	1.5000	1.0000
FERRIS ISD	SHARED SERVICE ARRANGEMENTS	3.0000	1.0000	2.0000	1.0000
FLATONIA ISD	FLATONIA EL	23.6865	22.4854	1.2011	1.0010
FLATONIA ISD	FLATONIA SECONDARY	18.7459	13.1334	5.6125	1.9448
FLORENCE ISD	FLORENCE EL	31.8675	27.7115	4.1560	1.9999
FLORENCE ISD	FLORENCE H S	20.7703	16.3712	4.3991	3.3375
FLORENCE ISD	FLORENCE MIDDLE	15.0413	11.5655	3.4758	1.1513
FLORESVILLE ISD	EARLY CHILDHOOD CTR	20.0000	15.5000	4.5000	4.0000
FLORESVILLE ISD	FLORESVILLE ALTER CTR	3.3583	2.0515	1.3068	0.0000
FLORESVILLE ISD	FLORESVILLE CHOICE PROGRAM	1.5001	0.5001	1.0000	0.0000
FLORESVILLE ISD	FLORESVILLE EL	47.9491	46.9491	1.0000	1.0000
FLORESVILLE ISD	FLORESVILLE H S	72.9756	55.9732	17.0024	8.9708
FLORESVILLE ISD	FLORESVILLE MIDDLE	42.1998	33.9454	8.2544	4.9333
FLORESVILLE ISD	FLORESVILLE PRI	33.0000	30.0000	3.0000	3.0000
FLORESVILLE ISD	SHARED SERVICE ARRANGEMENTS	2.0000	2.0000	0.0000	0.0000
FLORESVILLE ISD	WILSON CO J J A E P	1.0894	0.5728	0.5166	0.0000
FLOUR BLUFF ISD	EARLY CHILDHOOD CENTER	30.1664	29.0459	1.1205	1.1205
FLOUR BLUFF ISD	FLOUR BLUFF ELEMENTARY	45.1017	43.1017	2.0000	2.0000
FLOUR BLUFF ISD	FLOUR BLUFF H S	86.3458	68.1818	18.1640	8.7997
FLOUR BLUFF ISD	FLOUR BLUFF INTERMEDIATE	46.5571	45.9787	0.5784	0.5784
FLOUR BLUFF ISD	FLOUR BLUFF J H	52.4534	41.9607	10.4927	4.3720
FLOUR BLUFF ISD	FLOUR BLUFF PRIMARY	43.1525	40.1525	3.0000	2.0000

District Name	Campus Name	Total FTE	In Field	Out of Field	No Certification
FLOYDADA ISD	A B DUNCAN ELEMENTARY	18.8050	15.3551	3.4499	2.0000
FLOYDADA ISD	CAPROCK COUNTIES LEARNING COOP DAE	1.0951	0.0000	1.0951	0.2381
FLOYDADA ISD	FLOYDADA H S	24.5890	19.9947	4.5943	2.6405
FLOYDADA ISD	FLOYDADA J H	17.3455	11.8837	5.4618	1.4904
FLOYDADA ISD	P A C	1.1067	0.0000	1.1067	1.1067
FLOYDADA ISD	R C ANDREWS ELEMENTARY	17.9032	14.9032	3.0000	3.0000
FOCUS LEARNING ACADEMY	FOCUS LEARNING ACADEMY	29.6999	3.9786	25.7213	24.7323
FOLLETT ISD	FOLLETT SCHOOL	17.1662	13.9281	3.2381	2.0001
FORESTBURG ISD	FORESTBURG SCHOOL	16.7073	13.2609	3.4464	0.8879
FORESTBURG ISD	SHARED SERVICE ARRANGEMENTS	0.1429	0.1429	0.0000	0.0000
FORNEY ISD	A E P	1.0000	1.0000	0.0000	0.0000
FORNEY ISD	FORNEY H S	68.6576	57.9570	10.7006	3.9998
FORNEY ISD	FORNEY MIDDLE	41.9383	27.4627	14.4756	3.7168
FORNEY ISD	JOHNSON ELEMENTARY	27.2428	25.2588	1.9840	1.9840
FORNEY ISD	KATHRYN WOLFE CRISWELL ELEMENTARY	34.4560	34.2718	0.1842	0.0000
FORNEY ISD	L E CLAYBON ELEMENTARY	32.9000	31.9000	1.0000	1.0000
FORNEY ISD	NEW ELEMENTARY	30.6454	27.6453	3.0001	3.0001
FORSAN ISD	ELBOW EL	23.0003	23.0003	0.0000	0.0000
FORSAN ISD	FORSAN H S	25.1638	20.8300	4.3338	2.8326
FORT BEND ISD	ARIZONA FLEMING EL	54.9354	51.3801	3.5553	2.3534
FORT BEND ISD	AUSTIN PARKWAY EL	52.7371	45.4638	7.2733	4.0002
FORT BEND ISD	BARBARA JORDAN ELEMENTARY	57.8112	45.2152	12.5960	9.8451
FORT BEND ISD	BARRINGTON PLACE EL	53.3464	49.9622	3.3842	2.0002
FORT BEND ISD	BLUE RIDGE EL	36.0464	30.5923	5.4541	2.5402
FORT BEND ISD	BRAZOS BEND EL	54.6633	52.3622	2.3011	1.0002
FORT BEND ISD	BRIARGATE EL	39.6578	33.7570	5.9008	5.0006
FORT BEND ISD	BURTON EL	61.1627	47.5853	13.5774	6.8827
FORT BEND ISD	CHRISTA MCAULIFFE MIDDLE	59.1971	43.7940	15.4031	7.6160
FORT BEND ISD	CLEMENTS H S	96.5644	86.2766	10.2878	1.6701
FORT BEND ISD	COLONY BEND EL	35.3387	28.8346	6.5041	4.7813
FORT BEND ISD	COLONY MEADOWS EL	40.7094	39.5415	1.1679	0.9679
FORT BEND ISD	COMMONWEALTH EL	47.7505	45.7678	1.9827	0.9947
FORT BEND ISD	DISTRICT ADMINISTRATION	10.7843	8.3835	2.4008	1.5387
FORT BEND ISD	DULLES EL	47.0977	44.3040	2.7937	2.0001
FORT BEND ISD	DULLES H S	105.7979	92.4463	13.3516	6.8661
FORT BEND ISD	DULLES MIDDLE	61.7143	52.7078	9.0065	2.5529
FORT BEND ISD	E A JONES EL	49.3191	42.3046	7.0145	2.9733
FORT BEND ISD	EDGAR GLOVER JR EL	44.9452	42.7930	2.1522	0.6882
FORT BEND ISD	ELEMENTARY #37	47.7286	41.5055	6.2231	4.9737
FORT BEND ISD	FIRST COLONY MIDDLE	50.9430	43.8621	7.0809	0.6881
FORT BEND ISD	FORT BEND CO ALTER	1.5021	0.0000	1.5021	0.6658
FORT BEND ISD	FORT SETTLEMENT MIDDLE SCHOOL	42.3437	40.0607	2.2830	1.0255
FORT BEND ISD	GEORGE BUSH HIGH SCHOOL	117.5444	96.0568	21.4876	11.0639
FORT BEND ISD	HIGHLANDS EL	44.3967	43.0019	1.3948	1.0003
FORT BEND ISD	HIGHTOWER H S	103.7089	81.6317	22.0772	10.9987
FORT BEND ISD	HODGES BEND MIDDLE	87.6012	72.9900	14.6112	5.7778
FORT BEND ISD	HUNTERS GLEN EL	41.1189	38.9483	2.1706	0.0000
FORT BEND ISD	KEMPNER H S	120.6171	109.1438	11.4733	2.3439
FORT BEND ISD	LAKE OLYMPIA MIDDLE	63.4473	50.7254	12.7219	5.0575
FORT BEND ISD	LAKEVIEW EL	53.6048	47.9620	5.6428	3.0004
FORT BEND ISD	LANTERN LANE EL	38.7794	35.4716	3.3078	3.0000
FORT BEND ISD	LAWRENCE E ELKINS H S	89.1934	71.6666	17.5268	11.5211
FORT BEND ISD	LEXINGTON CREEK EL	49.1330	48.0018	1.1312	0.0000

District Name	Campus Name	Total FTE	In Field	Out of Field	No Certification
FORT BEND ISD	LULA BELLE GOODMAN ELEMENTARY	49.8487	33.7002	16.1485	4.7539
FORT BEND ISD	M R WOOD ALTER ED CTR	6.8984	6.8984	0.0000	0.0000
FORT BEND ISD	MACARIO GARCIA MIDDLE	61.7116	51.5984	10.1132	3.6736
FORT BEND ISD	MEADOWS EL	33.5356	33.2702	0.2654	0.0000
FORT BEND ISD	MISSION BEND EL	53.9361	50.0805	3.8556	0.0000
FORT BEND ISD	MISSION GLEN EL	46.8429	44.0489	2.7940	2.0000
FORT BEND ISD	MISSION WEST EL	51.3175	44.1857	7.1318	4.0002
FORT BEND ISD	MISSOURI CITY MIDDLE	49.6621	40.3720	9.2901	1.8982
FORT BEND ISD	OYSTER CREEK ELEMENTARY	50.8148	47.6803	3.1345	2.0002
FORT BEND ISD	PALMER EL	49.1495	45.3046	3.8449	3.0004
FORT BEND ISD	PECAN GROVE EL	50.4986	49.4055	1.0931	0.8021
FORT BEND ISD	PROGRESSIVE H S	1.0000	1.0000	0.0000	0.0000
FORT BEND ISD	QUAIL VALLEY EL	47.3510	38.6728	8.6782	5.0678
FORT BEND ISD	QUAIL VALLEY MIDDLE	47.4272	37.5753	9.8519	5.6390
FORT BEND ISD	RIDGEGATE EL	53.5406	48.2977	5.2429	2.7274
FORT BEND ISD	RIDGEMONT EL	52.6488	44.2805	8.3683	6.0004
FORT BEND ISD	RITA DRABEK ELEMENTARY	56.1057	51.7494	4.3563	2.9735
FORT BEND ISD	SARTARTIA MIDDLE SCHOOL	44.0659	38.2156	5.8503	2.6830
FORT BEND ISD	SETTLERS WAY EL	34.9559	33.7889	1.1670	1.0003
FORT BEND ISD	SIENNA CROSSING EL	53.1236	50.2671	2.8565	2.4116
FORT BEND ISD	STEPHEN F AUSTIN H S	104.7271	88.1547	16.5724	9.8138
FORT BEND ISD	SUGAR LAND MIDDLE	60.1441	54.3183	5.8258	0.9187
FORT BEND ISD	SUGAR MILL EL	40.6102	39.0624	1.5478	0.4068
FORT BEND ISD	THURGOOD MARSHALL HIGH SCHOOL	92.2778	72.2571	20.0207	12.6407
FORT BEND ISD	TOWNWEST EL	54.4345	45.0948	9.3397	7.4334
FORT BEND ISD	WALKER STATION EL	52.7414	51.8468	0.8946	0.0000
FORT BEND ISD	WILLOWRIDGE H S	93.0501	71.5340	21.5161	11.7480
FORT ELLIOTT CONS ISD	FORT ELLIOTT SCHOOL	19.1545	16.4960	2.6585	1.3794
FORT WORTH ACADEMY OF FINE ARTS	FORT WORTH ACADEMY OF FINE ARTS	21.7730	10.8943	10.8787	9.4317
FORT WORTH CAN ACADEMY	FORT WORTH CAN ACADEMY	19.0008	1.7094	17.2914	15.9998
FORT WORTH CAN ACADEMY	RIVER OAKS	15.0006	3.2221	11.7785	8.0001
FORT WORTH ISD	A M PATE EL	28.5823	24.1379	4.4444	0.0000
FORT WORTH ISD	ALICE CARLSON APPLIED LRN CTR	18.0221	16.4221	1.6000	0.0000
FORT WORTH ISD	ALICE D CONTRERAS	38.8634	31.3745	7.4889	7.4889
FORT WORTH ISD	APPLIED LEARNING ACAD	17.6853	12.2924	5.3929	1.9998
FORT WORTH ISD	ARLINGTON HEIGHTS H S	70.0002	58.2582	11.7420	2.7148
FORT WORTH ISD	ASSESSMENT CTR	0.5000	0.0000	0.5000	0.0000
FORT WORTH ISD	ATWOOD MCDONALD EL	27.7414	21.5970	6.1444	0.8000
FORT WORTH ISD	BENBROOK EL	25.8242	21.7466	4.0776	0.7777
FORT WORTH ISD	BILL J ELLIOTT EL	25.5682	21.4681	4.1001	1.0000
FORT WORTH ISD	BOULEVARD HEIGHTS	23.4117	17.4120	5.9997	1.9997
FORT WORTH ISD	BRUCE SHULKEY EL	27.5974	23.8691	3.7283	2.4000
FORT WORTH ISD	BURTON HILL EL	22.3783	20.3783	2.0000	1.0000
FORT WORTH ISD	CARROLL PEAK EL	28.2600	18.6439	9.6161	5.6161
FORT WORTH ISD	CARTER-RIVERSIDE H S	43.7841	35.4755	8.3086	4.0008
FORT WORTH ISD	CARTER PARK EL	31.4550	18.5999	12.8551	3.0000
FORT WORTH ISD	CESAR CHAVEZ ELEMENTARY	29.1497	23.3497	5.8000	3.8000
FORT WORTH ISD	CHARLES NASH EL	16.9563	14.9563	2.0000	0.0000
FORT WORTH ISD	CHOICES	3.9998	2.9998	1.0000	0.0000
FORT WORTH ISD	CHRISTENE C MOSS ELEMENTARY	23.3270	20.3552	2.9718	0.8000
FORT WORTH ISD	CLIFFORD DAVIS ELEMENTARY	21.1678	16.9681	4.1997	2.6000

District Name	Campus Name	Total FTE	In Field	Out of Field	No Certification
FORT WORTH ISD	COMO EL	25.4062	18.2153	7.1909	2.0000
FORT WORTH ISD	COMO MONTESSORI	21.9304	16.6511	5.2793	2.7229
FORT WORTH ISD	CTR FOR NEW LIVES	14.0695	3.3311	10.7384	0.0000
FORT WORTH ISD	DAGGETT EL	29.0671	25.9762	3.0909	0.0000
FORT WORTH ISD	DAGGETT MIDDLE	23.6247	21.7913	1.8334	0.0000
FORT WORTH ISD	DAGGETT MONTESSORI	25.4854	24.5283	0.9571	0.0000
FORT WORTH ISD	DAVID K SELLARS EL	26.3938	23.2110	3.1828	1.4385
FORT WORTH ISD	DE ZAVALA EL	22.9273	19.3719	3.5554	2.5554
FORT WORTH ISD	DETENT CTR	2.9703	0.9703	2.0000	0.0000
FORT WORTH ISD	DIAMOND HILL-JARVIS H S	37.2713	29.2480	8.0233	3.3834
FORT WORTH ISD	DIAMOND HILL EL	34.0101	25.0548	8.9553	6.7331
FORT WORTH ISD	DISTRICT ADMINISTRATION	11.0000	2.0000	9.0000	0.0000
FORT WORTH ISD	DISTRICT WIDE EL	24.0000	14.0000	10.0000	4.0000
FORT WORTH ISD	DISTRICT WIDE MIDDLE	3.0000	0.0000	3.0000	0.0000
FORT WORTH ISD	DUNBAR 6TH GR SCH	20.1464	17.1462	3.0002	2.0002
FORT WORTH ISD	DUNBAR H S	51.0403	32.8335	18.2068	10.1997
FORT WORTH ISD	DUNBAR MIDDLE	32.6709	25.4979	7.1730	5.8406
FORT WORTH ISD	EAST HANDLEY EL	17.8018	16.7796	1.0222	0.8000
FORT WORTH ISD	EASTERN HILLS EL	32.9901	17.9630	15.0271	5.0000
FORT WORTH ISD	EASTERN HILLS H S	63.9571	43.9647	19.9924	12.4350
FORT WORTH ISD	EDWARD BRISCOE EL	23.2722	14.1469	9.1253	4.4922
FORT WORTH ISD	ELDER MIDDLE	56.5448	49.4165	7.1283	3.9997
FORT WORTH ISD	FOREST OAK MIDDLE	38.1417	29.8330	8.3087	5.9782
FORT WORTH ISD	FW RGNL PROGRAM FOR DEAF	3.5100	3.5100	0.0000	0.0000
FORT WORTH ISD	GEORGE CLARKE EL	31.8863	29.1086	2.7777	0.7777
FORT WORTH ISD	GLEN PARK EL	38.7573	28.9573	9.8000	3.6000
FORT WORTH ISD	GLENCREST 6TH GRADE SCHOOL	20.5907	16.5908	3.9999	1.9998
FORT WORTH ISD	GREENBRIAR EL	26.3819	26.3819	0.0000	0.0000
FORT WORTH ISD	HANDLEY MIDDLE	34.2603	24.0534	10.2069	6.0454
FORT WORTH ISD	HARLEAN BEAL EL	22.1003	20.4003	1.7000	0.0000
FORT WORTH ISD	HELBING EL	32.6823	25.9046	6.7777	1.7777
FORT WORTH ISD	HORIZON ALTERNATIVE MIDDLE	10.9990	1.8855	9.1135	0.9999
FORT WORTH ISD	HUBBARD EL	31.0803	21.8170	9.2633	7.4361
FORT WORTH ISD	I M TERRELL EL	13.9998	8.6715	5.3283	2.7783
FORT WORTH ISD	INSIGHTS LEARNING CENTER	3.0000	2.0000	1.0000	0.0000
FORT WORTH ISD	INT'L NEWCOMER ACAD	34.0572	32.0835	1.9737	1.9737
FORT WORTH ISD	J T STEVENS EL	31.1837	27.6837	3.5000	1.6000
FORT WORTH ISD	JAMES MIDDLE	53.3789	40.0323	13.3466	8.6640
FORT WORTH ISD	JO KELLY SP ED	15.0000	15.0000	0.0000	0.0000
FORT WORTH ISD	JUVENILE JUSTICE ALTERNATIVE ED PR	7.9995	5.1062	2.8933	0.0000
FORT WORTH ISD	KIRKPATRICK EL	21.6251	17.1808	4.4443	3.5777
FORT WORTH ISD	KIRKPATRICK MIDDLE	25.9812	19.5224	6.4588	1.8623
FORT WORTH ISD	LENA POPE HOME ALTER	1.4740	0.9907	0.4833	0.0000
FORT WORTH ISD	LEONARD 6TH GRADE	21.8344	21.3343	0.5001	0.0000
FORT WORTH ISD	LEONARD MIDDLE	38.0112	29.1719	8.8393	3.8385
FORT WORTH ISD	LILY B CLAYTON EL	21.3776	16.7776	4.6000	1.0000
FORT WORTH ISD	LOWERY ROAD	31.1672	23.5230	7.6442	3.7777
FORT WORTH ISD	LUELLA MERRETT EL	28.5825	25.5680	3.0145	2.2145
FORT WORTH ISD	M L PHILLIPS EL	29.5846	27.3983	2.1863	1.2353
FORT WORTH ISD	MANUEL JARA EL	37.6654	28.7582	8.9072	6.1554
FORT WORTH ISD	MAUDE I LOGAN EL	21.2329	18.2997	2.9332	1.6000
FORT WORTH ISD	MAUDRIE WALTON EL	24.6905	18.5906	6.0999	1.8000
FORT WORTH ISD	MCLEAN 6TH GRADE	16.0026	15.7040	0.2986	0.0000
FORT WORTH ISD	MCLEAN MIDDLE	36.3794	24.3136	12.0658	6.0975
FORT WORTH ISD	MCRAE EL	42.3322	30.1546	12.1776	8.9554

District Name	Campus Name	Total FTE	In Field	Out of Field	No Certification
FORT WORTH ISD	MEACHAM MIDDLE	37.7425	32.4638	5.2787	0.9649
FORT WORTH ISD	MEADOWBROOK EL	40.8554	31.0086	9.8468	4.2495
FORT WORTH ISD	MEADOWBROOK MIDDLE	56.4346	40.1987	16.2359	8.0600
FORT WORTH ISD	METRO OPPORTUNITY	11.4156	3.0803	8.3353	1.2706
FORT WORTH ISD	MG ELLIS	24.0000	18.0000	6.0000	1.0000
FORT WORTH ISD	MIDDLE LVL LRN CTR	11.0004	4.0016	6.9988	0.0000
FORT WORTH ISD	MITCHELL BOULEVARD EL	25.6438	20.2885	5.3553	1.5777
FORT WORTH ISD	MONNIG MIDDLE	30.9148	27.7957	3.1191	1.0001
FORT WORTH ISD	MOORE M H EL	15.7278	11.7281	3.9997	1.5554
FORT WORTH ISD	MORNINGSIDE EL	27.8878	21.7879	6.0999	0.7777
FORT WORTH ISD	MORNINGSIDE MIDDLE	29.3490	16.1141	13.2349	3.9994
FORT WORTH ISD	NATHA HOWELL EL	20.0626	16.3941	3.6685	0.7777
FORT WORTH ISD	NEW ELEMENTARY # 9	21.4564	19.2342	2.2222	1.0000
FORT WORTH ISD	NORTH HI MOUNT EL	19.8373	15.8149	4.0224	1.0000
FORT WORTH ISD	NORTH SIDE H S	64.8628	54.9582	9.9046	4.4431
FORT WORTH ISD	O D WYATT H S	53.9180	36.1157	17.8023	8.6862
FORT WORTH ISD	OAKHURST EL	32.2227	29.2977	2.9250	0.8000
FORT WORTH ISD	OAKLAWN EL	19.4188	15.0189	4.3999	3.4000
FORT WORTH ISD	PASCHAL H S	89.5972	77.0213	12.5759	7.0454
FORT WORTH ISD	POLYTECHNIC H S	44.1656	28.6232	15.5424	8.3481
FORT WORTH ISD	RICHARD J WILSON EL	33.4811	24.6574	8.8237	4.3777
FORT WORTH ISD	RIDGLEA HILLS EL	30.4851	26.2851	4.2000	1.8000
FORT WORTH ISD	RIVERSIDE APPLIED LRN CTR	13.7939	10.8940	2.8999	0.8000
FORT WORTH ISD	RIVERSIDE MIDDLE	42.9321	31.8105	11.1216	4.9469
FORT WORTH ISD	ROSEMONT 6TH GRADE	22.5263	21.4670	1.0593	0.0000
FORT WORTH ISD	ROSEMONT MIDDLE	44.7143	33.7553	10.9590	5.7980
FORT WORTH ISD	RUFINO MENDOZA SR EL	25.5396	20.9842	4.5554	2.7777
FORT WORTH ISD	S S DILLOW EL	27.9557	18.5054	9.4503	1.8503
FORT WORTH ISD	SAGAMORE HILL EL	37.4593	32.2816	5.1777	4.3777
FORT WORTH ISD	SAM ROSEN EL	23.5558	17.9772	5.5786	2.5786
FORT WORTH ISD	SHARED SERVICE ARRANGEMENTS	1.0000	1.0000	0.0000	0.0000
FORT WORTH ISD	SOUTH HI MOUNT EL	30.3919	27.8143	2.5776	0.8000
FORT WORTH ISD	SOUTH HILLS EL	38.9245	32.3469	6.5776	0.7777
FORT WORTH ISD	SOUTH HILLS HIGH SCHOOL	55.3694	45.8886	9.4808	4.7413
FORT WORTH ISD	SOUTHWEST H S	55.8467	45.9895	9.8572	3.4033
FORT WORTH ISD	SPRINGDALE EL	22.2363	21.7029	0.5334	0.0000
FORT WORTH ISD	STRIPLING MIDDLE	37.1994	28.7148	8.4846	2.0003
FORT WORTH ISD	SUCCESS H S	17.9096	2.9333	14.9763	0.0000
FORT WORTH ISD	SUNRISE - MCMILLIAN ELEMENTARY	25.3105	19.1962	6.1143	1.6000
FORT WORTH ISD	T A SIMS EL	40.9969	30.1969	10.8000	5.2000
FORT WORTH ISD	TANGLEWOOD EL	25.6852	23.3852	2.3000	0.0000
FORT WORTH ISD	TIER 1 NORTHSIDE D A E P H S	1.5758	0.0000	1.5758	0.0000
FORT WORTH ISD	TRANSITION CTR	14.0726	13.0726	1.0000	1.0000
FORT WORTH ISD	TRIMBLE TECHNICAL H S	71.0451	61.1432	9.9019	4.0834
FORT WORTH ISD	VAN ZANDT-GUINN EL	15.7866	12.5645	3.2221	0.0000
FORT WORTH ISD	VERSIA WILLIAMS EL	24.4181	21.6181	2.8000	1.0000
FORT WORTH ISD	W J TURNER EL	28.6726	24.0726	4.6000	3.6000
FORT WORTH ISD	W M GREEN EL	37.0109	31.4334	5.5775	3.3554
FORT WORTH ISD	WASHINGTON HEIGHTS EL	18.4000	14.4000	4.0000	1.0000
FORT WORTH ISD	WAVERLY PARK EL	33.7100	32.7101	0.9999	0.0000
FORT WORTH ISD	WEDGWOOD 6TH GR SCHOOL	23.4472	21.6386	1.8086	0.0000
FORT WORTH ISD	WEDGWOOD MIDDLE	45.6714	35.1340	10.5374	5.9840
FORT WORTH ISD	WEST HANDLEY EL	25.8961	18.3408	7.5553	3.5553
FORT WORTH ISD	WESTCLIFF EL	21.0232	19.2455	1.7777	0.0000
FORT WORTH ISD	WESTCREEK EL	33.2030	29.6795	3.5235	0.0000

District Name	Campus Name	Total FTE	In Field	Out of Field	No Certification
FORT WORTH ISD	WESTERN HILLS EL	19.9012	16.1867	3.7145	2.7145
FORT WORTH ISD	WESTERN HILLS H S	60.5039	47.5492	12.9547	5.0795
FORT WORTH ISD	WESTERN HILLS PRIMARY	35.2181	32.4181	2.8000	0.0000
FORT WORTH ISD	WESTPARK EL	19.9541	19.5156	0.4385	0.4385
FORT WORTH ISD	WILLOUGHBY HOUSE	0.9994	0.1052	0.8942	0.0000
FORT WORTH ISD	WOODWAY EL	38.4128	33.6685	4.7443	1.5777
FORT WORTH ISD	WORTH HEIGHTS EL	39.1980	31.8657	7.3323	3.5553
FRANKLIN ISD	FRANKLIN H S	23.2102	18.7628	4.4474	3.2974
FRANKLIN ISD	FRANKLIN MIDDLE	21.5006	16.1508	5.3498	3.0002
FRANKLIN ISD	REYNOLDS EL	28.9042	26.2529	2.6513	2.0000
FRANKSTON ISD	FRANKSTON EL	27.6933	25.6934	1.9999	1.9999
FRANKSTON ISD	FRANKSTON H S	18.5106	14.5495	3.9611	1.1695
FRANKSTON ISD	FRANKSTON MIDDLE	16.0294	12.5368	3.4926	0.8305
FREDERICKSBURG ISD	ALTER SCH	1.8816	0.5955	1.2861	0.0000
FREDERICKSBURG ISD	FREDERICKSBURG EL	64.7412	53.9831	10.7581	0.9999
FREDERICKSBURG ISD	FREDERICKSBURG H S	55.9186	51.0615	4.8571	1.6164
FREDERICKSBURG ISD	FREDERICKSBURG MIDDLE	44.6701	37.9229	6.7472	1.0814
FREDERICKSBURG ISD	FREDERICKSBURG PRIMARY SCHOOL	17.7083	16.7083	1.0000	1.0000
FREDERICKSBURG ISD	STONEWALL EL	8.2028	8.1528	0.0500	0.0000
FREER ISD	FREER ALTER	1.1413	0.1251	1.0162	0.0000
FREER ISD	FREER H S	24.6165	15.7221	8.8944	4.5618
FREER ISD	FREER J H	18.4373	10.3119	8.1254	4.4375
FREER ISD	NORMAN M THOMAS EL	29.9406	24.9994	4.9412	2.9412
FRENSHIP ISD	CASEY EL	40.6086	37.2753	3.3333	0.0000
FRENSHIP ISD	CRESTVIEW EL	44.2500	40.2500	4.0000	2.0000
FRENSHIP ISD	DISTRICT ADMINISTRATION	0.8610	0.0000	0.8610	0.8610
FRENSHIP ISD	FRENSHIP H S	99.4206	81.1010	18.3196	8.0000
FRENSHIP ISD	FRENSHIP J H	65.3332	55.3332	10.0000	3.0000
FRENSHIP ISD	J WELDON BENNETT INT	43.3332	40.8332	2.5000	0.0000
FRENSHIP ISD	NORTH RIDGE EL	45.4911	42.4911	3.0000	1.0000
FRENSHIP ISD	REESE EDUCATIONAL CTR	7.9999	6.0000	1.9999	1.0000
FRENSHIP ISD	WESTWIND EL	37.2500	35.2500	2.0000	0.0000
FRIENDSWOOD ISD	C W CLINE PRI	46.5000	45.7500	0.7500	0.0000
FRIENDSWOOD ISD	FRIENDSWOOD H S	95.0742	85.4908	9.5834	3.9998
FRIENDSWOOD ISD	FRIENDSWOOD J H	46.5819	36.1685	10.4134	4.1799
FRIENDSWOOD ISD	WESTWOOD EL	44.2609	42.9997	1.2612	1.2612
FRIENDSWOOD ISD	WINDSONG INTERMEDIATE	35.1757	33.5543	1.6214	1.6214
FRIENDSWOOD ISD	ZUE S BALES INT	35.2798	33.9999	1.2799	1.2799
FRIONA ISD	FRIONA EL	22.7477	21.5168	1.2309	1.2309
FRIONA ISD	FRIONA H S	28.8510	21.9409	6.9101	3.3710
FRIONA ISD	FRIONA J H	21.0622	14.6356	6.4266	2.3807
FRIONA ISD	FRIONA PRI	17.9499	14.6158	3.3341	1.0000
FRISCO ISD	ADELLE R CLARK MIDDLE SCHOOL	58.6977	51.1765	7.5212	2.0000
FRISCO ISD	ANDERSON ELEMENTARY	49.0004	47.0004	2.0000	2.0000
FRISCO ISD	BENTON A STALEY MIDDLE	49.1626	37.1581	12.0045	2.0000
FRISCO ISD	BESSIE GUNSTREAM ELEMENTARY	34.8579	29.6912	5.1667	5.0000
FRISCO ISD	CAL AND WALT WESTER MIDDLE SCHOOL	60.4885	49.2375	11.2510	3.9995
FRISCO ISD	CENTENNIAL HIGH SCHOOL	140.6304	120.2408	20.3896	10.3922
FRISCO ISD	CHRISTIE ELEMENTARY	45.1769	43.1769	2.0000	0.0000
FRISCO ISD	CLAUDE CURTSINGER EL	45.0002	44.0002	1.0000	1.0000
FRISCO ISD	FRISCO H S	129.5650	111.7672	17.7978	6.7796
FRISCO ISD	I S ROGERS EL	41.5732	40.5730	1.0002	1.0002
FRISCO ISD	IDA LEE BRIGHT ELEMENTARY	32.2885	30.1218	2.1667	3.0000
FRISCO ISD	IZETTA SPARKS ELEMENTARY	32.0004	28.6670	3.3334	3.0000

District Name	Campus Name	Total FTE	In Field	Out of Field	No Certification
FRISCO ISD	NOEL A SMITH EL	45.0004	41.8337	3.1667	3.0000
FRISCO ISD	OTIS SPEARS ELEMENTARY	38.4276	35.2609	3.1667	1.0000
FRISCO ISD	PIONEER HERITAGE MIDDLE SCHOOL	46.1662	39.2834	6.8828	1.0001
FRISCO ISD	RUTH BORCHARDT ELEMENTARY	36.5732	32.5732	4.0000	4.0000
FRISCO ISD	SHAWNEE TRAIL ELEMENTRY	41.0004	40.8337	0.1667	0.0000
FRISCO ISD	STUDENT OPPORTUNITY CENTER	3.0000	3.0000	0.0000	0.0000
FRISCO ISD	WILMA FISHER ELEMENTARY	37.0004	33.8337	3.1667	3.0000
FRISCO ISD	Z T ACKER SPECIAL PROGRAMS CENTER	6.4118	4.7514	1.6604	1.0000
FROST ISD	FROST EL	19.5000	16.5000	3.0000	1.0000
FROST ISD	FROST H S	13.2589	9.7208	3.5381	0.3285
FRUIT OF EXCELLENCE	FRUIT OF EXCELLENCE SCHOOL	1.3808	0.0000	1.3808	1.3808
FRUITVALE ISD	FRUITVALE H S	9.3396	5.7025	3.6371	1.7627
FRUITVALE ISD	FRUITVALE MIDDLE	6.2161	4.1677	2.0484	0.9053
FRUITVALE ISD	HALLIE RANDALL EL	17.0935	16.3389	0.7546	0.7546
FT DAVIS ISD	DIRKS-ANDERSON SCH	12.6470	11.5461	1.1009	0.6756
FT DAVIS ISD	FT DAVIS H S	16.4356	11.4259	5.0097	1.3243
FT DAVIS ISD	HIGH FRONTIER H S	12.3172	7.0322	5.2850	3.2749
FT HANCOCK ISD	BENITO MARTINEZ EL	16.1358	10.4305	5.7053	5.1337
FT SAM HOUSTON ISD	FT SAM HOUSTON EL	58.3147	55.9745	2.3402	1.0000
FT SAM HOUSTON ISD	ROBERT G COLE JR-SR HIGH SCHOOL	38.1917	32.1627	6.0290	0.9998
FT STOCKTON ISD	ALAMO EL	35.4722	33.6264	1.8458	1.0000
FT STOCKTON ISD	APACHE EL	17.5858	15.4310	2.1548	2.0000
FT STOCKTON ISD	BUTZ EDUCATION CTR	3.7014	2.7471	0.9543	0.0000
FT STOCKTON ISD	FORT STOCKTON H S	36.8375	28.1844	8.6531	3.1310
FT STOCKTON ISD	FORT STOCKTON MIDDLE	28.1424	24.9691	3.1733	2.4588
FT STOCKTON ISD	INTERMEDIATE SCHOOL	23.0002	20.8002	2.2000	2.0000
GABRIEL TAFOLLA CHARTER SCHOOL	GABRIEL TAFOLLA CHARTER SCHOOL	10.6077	1.0000	9.6077	9.6077
GAINESVILLE ISD	EDISON EL	42.9999	35.0000	7.9999	0.0000
GAINESVILLE ISD	GAINESVILLE ALTER ED	2.9998	1.5674	1.4324	0.0000
GAINESVILLE ISD	GAINESVILLE H S	49.6278	40.9285	8.6993	3.9996
GAINESVILLE ISD	GAINESVILLE J H	24.9638	15.2634	9.7004	4.9173
GAINESVILLE ISD	ROBERT E LEE INT	25.3419	23.6511	1.6908	0.0000
GAINESVILLE ISD	W E CHALMERS ELEMENTARY	43.9996	40.9996	3.0000	1.0000
GALENA PARK ISD	CIMARRON EL	68.0061	49.7618	18.2443	7.0006
GALENA PARK ISD	CLOVERLEAF EL	67.0034	52.1673	14.8361	10.0003
GALENA PARK ISD	COBB 6TH GRADE CAMPUS	66.2479	51.9927	14.2552	10.9999
GALENA PARK ISD	CUNNINGHAM MIDDLE	66.3004	37.8217	28.4787	14.4461
GALENA PARK ISD	GALENA PARK EL	44.0037	31.2175	12.7862	8.0001
GALENA PARK ISD	GALENA PARK H S	112.4243	82.4275	29.9968	14.6617
GALENA PARK ISD	GALENA PARK MIDDLE	64.0932	41.8230	22.2702	11.4218
GALENA PARK ISD	GREEN VALLEY EL	66.4850	50.3364	16.1486	11.0004
GALENA PARK ISD	JACINTO CITY EL	57.9995	50.9995	7.0000	6.0000
GALENA PARK ISD	JAMES B HAVARD EL	59.7953	48.4987	11.2966	6.9998
GALENA PARK ISD	MACARTHUR EL	53.0040	42.4198	10.5842	7.0008
GALENA PARK ISD	NORMANDY CROSSING ELEMENTARY	44.4833	27.2326	17.2507	12.0007
GALENA PARK ISD	NORTH SHORE EL	62.8930	53.8930	9.0000	5.0000
GALENA PARK ISD	NORTH SHORE H S	256.8851	183.7828	73.1023	45.6732
GALENA PARK ISD	NORTH SHORE MIDDLE	83.4889	43.8749	39.6140	11.9901
GALENA PARK ISD	PURPLE SAGE EL	56.9988	46.9989	9.9999	7.9999
GALENA PARK ISD	PYBURN EL	44.8484	37.9194	6.9290	4.8455
GALENA PARK ISD	TICE EL	50.7799	44.7801	5.9998	3.9999
GALENA PARK ISD	WOODLAND ACRES EL	34.9569	25.9569	9.0000	7.0000

District Name	Campus Name	Total FTE	In Field	Out of Field	No Certification
GALENA PARK ISD	WOODLAND ACRES MIDDLE	34.5913	22.9054	11.6859	6.0000
GALVESTON ISD	ALAMO EL	25.8229	18.9567	6.8662	6.2200
GALVESTON ISD	AUSTIN MIDDLE	24.1507	14.2358	9.9149	4.6426
GALVESTON ISD	BALL H S	119.0687	75.3103	43.7584	35.3505
GALVESTON ISD	BOLIVAR EL	15.1730	13.1938	1.9792	1.0000
GALVESTON ISD	BURNET EL	33.0478	29.9461	3.1017	2.9999
GALVESTON ISD	CENTRAL MIDDLE	38.0795	24.9054	13.1741	6.6512
GALVESTON ISD	CHARLES B SCOTT EL	35.8923	22.1285	13.7638	9.0000
GALVESTON ISD	HIGH POINT GULF COAST	7.2496	2.9031	4.3465	3.7975
GALVESTON ISD	MORGAN ELEMENTARY MAGNET SCHOOL	35.0640	21.5178	13.5462	10.9146
GALVESTON ISD	OPPE EL	38.9368	35.5451	3.3917	2.2547
GALVESTON ISD	PARKER EL	36.4739	33.2462	3.2277	2.1074
GALVESTON ISD	ROSENBERG EL	32.1104	24.1341	7.9763	6.5088
GALVESTON ISD	SAN JACINTO EL	33.1901	23.9501	9.2400	8.0000
GALVESTON ISD	SPECIAL CTRS	1.8396	1.0000	0.8396	0.8396
GALVESTON ISD	STUDENT ALTER INSTR LRN SCHOOL	1.0000	0.0000	1.0000	0.0000
GALVESTON ISD	WEIS MIDDLE	43.6579	29.7345	13.9234	5.8612
GANADO ISD	GANADO EL	23.6149	22.6150	0.9999	0.9999
GANADO ISD	GANADO H S	21.9694	18.4160	3.5534	0.5368
GARLAND ISD	ABBETT EL	42.7329	40.7519	1.9810	0.4975
GARLAND ISD	AUSTIN ACAD FOR EXCELL	44.5800	35.5930	8.9870	2.4821
GARLAND ISD	B G HUDSON MIDDLE	50.1768	37.5412	12.6356	6.0021
GARLAND ISD	BACK EL	35.1118	31.6149	3.4969	2.5861
GARLAND ISD	BEAVER TECHNOLOGY CENTER	30.8133	25.5459	5.2674	4.8560
GARLAND ISD	BRADFIELD EL	26.1861	22.6322	3.5539	2.3846
GARLAND ISD	BRANDENBURG MIDDLE	53.6213	46.9876	6.6337	4.1374
GARLAND ISD	BULLOCK EL	30.3768	28.7884	1.5884	0.0000
GARLAND ISD	BUSSEY MIDDLE	52.7274	43.3399	9.3875	3.9269
GARLAND ISD	CALDWELL EL	27.3640	22.9998	4.3642	2.0001
GARLAND ISD	CENTERVILLE EL	24.4989	21.7716	2.7273	2.0000
GARLAND ISD	CLUB HILL EL	38.3364	34.1816	4.1548	3.4359
GARLAND ISD	COOP BEHAVIORAL CTR	4.1082	2.5387	1.5695	0.5695
GARLAND ISD	COOPER EL	42.5179	40.0364	2.4815	0.0000
GARLAND ISD	COYLE MIDDLE	48.6432	40.3667	8.2765	6.7710
GARLAND ISD	DAUGHERTY EL	26.7485	22.3433	4.4052	2.3011
GARLAND ISD	DAVIS EL	34.3439	32.3138	2.0301	0.1818
GARLAND ISD	DISTRICT ADMINISTRATION	7.0000	6.0000	1.0000	0.0000
GARLAND ISD	ETHRIDGE EL	41.9310	35.8545	6.0765	3.9999
GARLAND ISD	FREEMAN EL	24.1054	20.6307	3.4747	2.6990
GARLAND ISD	GARLAND H S	111.8661	84.1246	27.7415	13.9517
GARLAND ISD	GISD EVENING SCH	13.5545	10.5522	3.0023	0.4931
GARLAND ISD	GOLDEN MEADOWS EL	41.2285	32.6867	8.5418	5.2712
GARLAND ISD	HANDLEY EL	28.0019	23.7372	4.2647	1.5000
GARLAND ISD	HEATHER GLEN EL	43.4383	37.4186	6.0197	4.6812
GARLAND ISD	HERFURTH EL	43.6873	38.6370	5.0503	2.0641
GARLAND ISD	HICKMAN EL	44.1445	38.1579	5.9866	3.1483
GARLAND ISD	HILLSIDE ACAD FOR EXCEL	28.2238	25.7236	2.5002	1.0000
GARLAND ISD	INFANT CENTER	2.0000	2.0000	0.0000	0.0000
GARLAND ISD	JACKSON TECHNOLOGY CENTER	46.6831	33.5412	13.1419	4.6766
GARLAND ISD	JOHN W ARMSTRONG ELEMENTARY	47.8730	43.4666	4.4064	2.0001
GARLAND ISD	KATHERINE STEPHENS EL	42.5689	38.3022	4.2667	0.6459
GARLAND ISD	KEELEY EL	44.1953	41.3639	2.8314	2.4926
GARLAND ISD	KIMBERLIN ACAD FOR EXCEL	31.5053	27.1319	4.3734	4.2000
GARLAND ISD	LAKEVIEW CENTENNIAL H S	93.4565	63.5028	29.9537	21.9282

District Name	Campus Name	Total FTE	In Field	Out of Field	No Certification
GARLAND ISD	LUNA EL	43.5669	39.9988	3.5681	0.0000
GARLAND ISD	LYLES MIDDLE	49.9690	27.5223	22.4467	16.3220
GARLAND ISD	MEMORIAL PREPARATORY SCH	12.7312	10.8214	1.9098	0.7677
GARLAND ISD	MONTCLAIR EL	35.4271	28.4665	6.9606	5.0004
GARLAND ISD	N GARLAND H S	133.2070	100.1359	33.0711	18.7627
GARLAND ISD	NAAMAN FOREST H S	113.6224	89.4110	24.2114	10.4376
GARLAND ISD	NITA PEARSON ELEMENTARY	38.7291	33.6953	5.0338	3.3590
GARLAND ISD	NORMA DORSEY EL	39.8983	37.2893	2.6090	1.0000
GARLAND ISD	NORTHLAKE EL	44.4961	39.3769	5.1192	1.0001
GARLAND ISD	O'BANION MIDDLE	70.0336	49.6444	20.3892	11.0264
GARLAND ISD	P I P	5.3443	1.3443	4.0000	1.0000
GARLAND ISD	PARK CREST EL	35.5465	27.2503	8.2962	3.7916
GARLAND ISD	ROACH EL	28.2927	24.1104	4.1823	2.0001
GARLAND ISD	ROBERT B SEWELL EL	36.8508	35.7513	1.0995	0.6155
GARLAND ISD	ROWLETT EL	43.9043	41.1538	2.7505	0.0000
GARLAND ISD	ROWLETT H S	140.3395	110.9932	29.3463	16.9093
GARLAND ISD	S GARLAND H S	127.8167	92.3063	35.5104	23.8240
GARLAND ISD	SACHSE H S	117.6238	85.2548	32.3690	18.5796
GARLAND ISD	SAM HOUSTON MIDDLE	38.5935	21.6569	16.9366	10.4106
GARLAND ISD	SELLERS MIDDLE	40.7463	31.2979	9.4484	3.3385
GARLAND ISD	SHOREHAVEN EL	22.6662	20.9736	1.6926	1.0001
GARLAND ISD	SHUGART EL	45.4665	40.7096	4.7569	1.9950
GARLAND ISD	SOUTHGATE EL	34.6705	28.3899	6.2806	3.0002
GARLAND ISD	SPRING CREEK EL	43.2656	39.5116	3.7540	3.0003
GARLAND ISD	STEADHAM EL	41.7637	37.6854	4.0783	0.3552
GARLAND ISD	TOLER EL	45.4885	38.1654	7.3231	5.1163
GARLAND ISD	VERNAL LISTER EL	41.7118	36.8748	4.8370	2.9999
GARLAND ISD	VERNON SCHRADER MIDDLE	55.0789	42.6884	12.3905	4.9187
GARLAND ISD	VIAL EL	38.3546	33.5019	4.8527	4.3476
GARLAND ISD	WALNUT GLEN ACAD FOR EXCEL	27.9849	26.8155	1.1694	1.0000
GARLAND ISD	WARREN AEC	18.6690	10.9192	7.7498	4.0695
GARLAND ISD	WATSON TECHNOLOGY CENTER	30.0092	26.3339	3.6753	3.5061
GARLAND ISD	WEAVER EL	37.8531	29.1885	8.6646	3.6175
GARLAND ISD	WEBB MIDDLE	65.6349	50.1903	15.4446	6.9994
GARLAND ISD	WILLIAMS EL	26.5219	24.5523	1.9696	0.9996
GARNER ISD	GARNER EL	15.5081	12.2998	3.2083	2.0000
GARRISON ISD	GARRISON ELEMENTARY	24.8271	23.4752	1.3519	1.0000
GARRISON ISD	GARRISON H S	17.5730	12.7128	4.8602	1.4155
GARRISON ISD	GARRISON MIDDLE	10.9811	9.4730	1.5081	0.0758
GARRISON ISD	SHARED SERVICE ARRANGEMENTS	0.7692	0.7692	0.0000	0.0000
GARY ISD	GARY SCHOOL	22.0246	18.2714	3.7532	2.0001
GATESVILLE ISD	GATESVILLE EL	27.7173	26.1327	1.5846	1.5846
GATESVILLE ISD	GATESVILLE H S	48.0530	41.0892	6.9638	3.8828
GATESVILLE ISD	GATESVILLE INT	42.1139	41.2209	0.8930	0.4154
GATESVILLE ISD	GATESVILLE J H	22.3345	15.1469	7.1876	2.3992
GATESVILLE ISD	GATESVILLE PRI	31.1004	29.0081	2.0923	2.0923
GATEWAY ACADEMY	GATEWAY ACADEMY	15.5004	0.5000	15.0004	13.0000
GATEWAY CHARTER ACADEMY	GATEWAY CHARTER ACADEMY	37.0017	5.8800	31.1217	31.1217
GAUSE ISD	GAUSE EL	12.3374	8.9753	3.3621	0.9965
GEORGE GERVIN ACADEMY	GEORGE GERVIN CHARTER	15.3264	0.9017	14.4247	13.5232
GEORGE GERVIN ACADEMY	THE EDUCATION AND TRAINING CENTER	3.8249	1.0000	2.8249	2.8249
GEORGE I SANCHEZ	GEORGE I SANCHEZ H S	27.0339	2.9539	24.0800	22.1464
GEORGE I SANCHEZ CHARTER HS SAN AN	GEORGE I SANCHEZ CHARTER H S SAN AN	10.9418	1.2898	9.6520	6.9994

District Name	Campus Name	Total FTE	In Field	Out of Field	No Certification
GEORGE WEST ISD	GEORGE WEST EL	18.8989	18.8989	0.0000	0.0000
GEORGE WEST ISD	GEORGE WEST H S	21.6165	17.9822	3.6343	1.8373
GEORGE WEST ISD	GEORGE WEST J H	11.3981	8.4799	2.9182	1.9312
GEORGE WEST ISD	GEORGE WEST PRI	22.5175	21.5976	0.9199	0.9199
GEORGETOWN ISD	ANNIE PURL EL	49.7319	47.8898	1.8421	1.8421
GEORGETOWN ISD	CARVER EL	34.6045	33.6045	1.0000	1.0000
GEORGETOWN ISD	CHARLES A FORBES MIDDLE SCHOOL	46.4976	36.2448	10.2528	5.6579
GEORGETOWN ISD	CHIP RICHARTE H S	7.5667	5.7042	1.8625	0.9995
GEORGETOWN ISD	DELL PICKETT EL	31.7844	31.7844	0.0000	0.0000
GEORGETOWN ISD	DOUGLAS BENOLD MIDDLE	50.4045	42.7013	7.7032	3.5006
GEORGETOWN ISD	FROST EL	34.0000	33.0000	1.0000	0.0000
GEORGETOWN ISD	GEORGETOWN 9TH GRADE	46.4665	41.2828	5.1837	1.7858
GEORGETOWN ISD	GEORGETOWN ALTER PROG	3.7862	2.5956	1.1906	0.0000
GEORGETOWN ISD	GEORGETOWN H S	114.5381	94.3779	20.1602	10.9562
GEORGETOWN ISD	JAMES TIPPIT MIDDLE	53.7073	44.3392	9.3681	4.0008
GEORGETOWN ISD	PAT COOPER EL	36.3340	35.1800	1.1540	0.0000
GEORGETOWN ISD	RAYE MCCOY EL	32.8405	31.8405	1.0000	1.0000
GEORGETOWN ISD	THE VILLAGE EL	26.0003	25.8336	0.1667	0.0000
GEORGETOWN ISD	WILLIAMS ELEMENTARY	37.5000	33.5000	4.0000	4.0000
GEORGETOWN ISD	WILLIAMSON CO J J A E P	5.6083	4.4581	1.1502	0.0000
GHOLSON ISD	GHOLSON EL	11.0001	10.0001	1.0000	1.0000
GIDDINGS ISD	GIDDINGS EL	34.3238	33.5404	0.7834	0.0000
GIDDINGS ISD	GIDDINGS H S	39.1209	30.4258	8.6951	6.0000
GIDDINGS ISD	GIDDINGS INT	23.6515	23.6515	0.0000	0.0000
GIDDINGS ISD	GIDDINGS MIDDLE	17.9447	16.2497	1.6950	0.0000
GIDDINGS ISD	KNOX LEARNING CTR	5.0006	3.0534	1.9472	1.0003
GILMER ISD	GILMER EL	37.7058	35.9999	1.7059	1.0000
GILMER ISD	GILMER H S	54.5828	42.5756	12.0072	4.0001
GILMER ISD	GILMER INT	31.6002	30.5359	1.0643	1.0000
GILMER ISD	GILMER J H	31.6910	23.6681	8.0229	1.7264
GIRLS & BOYS PREP ACADEMY	GIRLS & BOYS PREP ACADEMY	33.6203	1.0000	32.6203	31.6203
GIRLS & BOYS PREP ACADEMY	GIRLS & BOYS PREP ACADEMY MEYER	31.4986	3.4534	28.0452	25.9991
GLADEWATER ISD	BROADWAY EL	21.2400	20.2400	1.0000	1.0000
GLADEWATER ISD	GAY AVENUE PRI	27.0000	23.9915	3.0085	2.0000
GLADEWATER ISD	GLADEWATER H S	38.3444	33.4140	4.9304	1.5000
GLADEWATER ISD	GLADEWATER MIDDLE	32.2056	24.8710	7.3346	2.0002
GLADEWATER ISD	TRUMAN CHILDREN'S CTR	3.0000	3.0000	0.0000	0.0000
GLADEWATER ISD	WELDON INT	21.0000	20.0000	1.0000	1.0000
GLASSCOCK COUNTY ISD	GLASSCOCK COUNTY EL	14.1457	12.1554	1.9903	0.6876
GLASSCOCK COUNTY ISD	GLASSCOCK COUNTY H S	11.2860	9.0327	2.2533	0.9537
GLEN ROSE ISD	GLEN ROSE EL	28.9998	27.3332	1.6666	1.0000
GLEN ROSE ISD	GLEN ROSE H S	30.7958	28.3948	2.4010	0.4689
GLEN ROSE ISD	GLEN ROSE INT	16.9178	16.7494	0.1684	0.0605
GLEN ROSE ISD	GLEN ROSE J H	21.6538	19.5009	2.1529	1.7807
GODLEY ISD	GODLEY EL	24.0989	23.5989	0.5000	0.0000
GODLEY ISD	GODLEY H S	28.1560	22.6806	5.4754	3.3047
GODLEY ISD	GODLEY INT	20.9845	20.9845	0.0000	0.0000
GODLEY ISD	GODLEY MIDDLE	20.0853	11.9060	8.1793	3.8753
GOLD BURG ISD	GOLD BURG H S	8.3404	6.5546	1.7858	1.0000
GOLD BURG ISD	RINGGOLD EL	3.9995	2.9994	1.0001	0.0000
GOLD BURG ISD	SHARED SERVICE ARRANGEMENTS	0.1429	0.1429	0.0000	0.0000
GOLDEN RULE CHARTER SCHOOL	GOLDEN RULE CHARTER SCHOOL	20.9897	10.3336	10.6561	8.9893

District Name	Campus Name	Total FTE	In Field	Out of Field	No Certification
GOLDTHWAITE ISD	GOLDTHWAITE EL	17.9998	17.6810	0.3188	0.0000
GOLDTHWAITE ISD	GOLDTHWAITE HIGH SCHOOL	17.0252	14.6327	2.3925	0.9492
GOLDTHWAITE ISD	GOLDTHWAITE MIDDLE SCHOOL	10.6291	8.1119	2.5172	1.5000
GOLDTHWAITE ISD	NEW HORIZONS RANCH	8.9191	7.7689	1.1502	0.0000
GOLIAD ISD	GOLIAD EL	37.0088	36.8401	0.1687	0.0670
GOLIAD ISD	GOLIAD H S	28.2801	23.4046	4.8755	2.6663
GOLIAD ISD	GOLIAD MIDDLE	18.6026	15.3164	3.2862	0.3020
GOLIAD ISD	SHARED SERVICE ARRANGEMENTS	1.9811	1.9811	0.0000	0.0000
GONZALES ISD	GONZALES ALTER	5.1931	3.9187	1.2744	0.8723
GONZALES ISD	GONZALES EAST AVENUE PRIMARY	26.0527	21.5527	4.5000	0.0000
GONZALES ISD	GONZALES ELEMENTARY	37.4416	33.0722	4.3694	3.8880
GONZALES ISD	GONZALES H S	47.2985	39.6133	7.6852	5.7468
GONZALES ISD	GONZALES J H	28.8861	18.9587	9.9274	1.2602
GONZALES ISD	GONZALES NORTH AVENUE INTERMEDIATE	22.0178	17.7850	4.2328	3.9719
GOODRICH ISD	GOODRICH EL	8.9623	7.1987	1.7636	1.5809
GOODRICH ISD	GOODRICH H S	7.8298	5.3934	2.4364	1.2796
GOODRICH ISD	GOODRICH MIDDLE	3.7668	2.7296	1.0372	0.1397
GOOSE CREEK CISD	ALAMO EL	36.9047	35.9047	1.0000	1.0000
GOOSE CREEK CISD	ASHBEL SMITH EL	47.8731	42.2717	5.6014	4.9994
GOOSE CREEK CISD	BAYTOWN J H	45.8353	34.2904	11.5449	9.0003
GOOSE CREEK CISD	CARVER EL	38.8736	34.8870	3.9866	2.9995
GOOSE CREEK CISD	CEDAR BAYOU J H	58.7021	47.2860	11.4161	6.8878
GOOSE CREEK CISD	CROCKETT EL	33.9924	29.7948	4.1976	0.9997
GOOSE CREEK CISD	DISTRICT ADMINISTRATION	13.0000	10.0000	3.0000	0.0000
GOOSE CREEK CISD	GENTRY J H	41.5828	30.8325	10.7503	5.7596
GOOSE CREEK CISD	HARLEM EL	40.9946	37.4882	3.5064	2.9996
GOOSE CREEK CISD	HIGHLANDS EL	41.7345	40.0513	1.6832	1.0000
GOOSE CREEK CISD	HIGHLANDS J H	42.4095	36.7688	5.6407	1.0000
GOOSE CREEK CISD	HOPPER PRI	24.9978	21.9979	2.9999	2.9999
GOOSE CREEK CISD	HORACE MANN J H	61.5390	47.7736	13.7654	9.0003
GOOSE CREEK CISD	JAMES BOWIE EL	35.9964	28.9971	6.9993	6.9993
GOOSE CREEK CISD	LAMAR EL	51.8764	37.8771	13.9993	11.9993
GOOSE CREEK CISD	LEE H S	134.6220	100.3138	34.3082	23.5316
GOOSE CREEK CISD	LORENZO DE ZAVALA EL	43.9939	38.9938	5.0001	0.0000
GOOSE CREEK CISD	PUMPHREY EL	37.8732	33.1903	4.6829	2.9993
GOOSE CREEK CISD	SAN JACINTO EL	36.9191	29.5047	7.4144	5.9236
GOOSE CREEK CISD	STEPHEN F AUSTIN EL	41.9928	38.3908	3.6020	3.0000
GOOSE CREEK CISD	STERLING H S	137.0361	94.8008	42.2353	25.0889
GOOSE CREEK CISD	TRAVIS EL	48.8736	39.3939	9.4797	4.9985
GORDON ISD	GORDON SCHOOL	18.0788	14.3299	3.7489	1.9230
GORMAN ISD	GORMAN H S	19.0456	11.1901	7.8555	2.0001
GORMAN ISD	MAXFIELD EL	16.9580	15.7996	1.1584	0.9211
GRADY ISD	GRADY SCHOOL	16.3123	15.1413	1.1710	0.0000
GRAFORD ISD	GRAFORD EL	13.9997	13.9997	0.0000	0.0000
GRAFORD ISD	GRAFORD H S	14.1026	8.7143	5.3883	1.8216
GRAHAM ISD	CRESTVIEW EL	34.2170	34.2170	0.0000	0.0000
GRAHAM ISD	GRAHAM H S	43.1722	37.0925	6.0797	1.3465
GRAHAM ISD	GRAHAM J H	35.8812	29.1751	6.7061	1.3014
GRAHAM ISD	GRAHAM LEARNING CTR	1.9007	0.5560	1.3447	0.0000
GRAHAM ISD	SHAWNEE EL	17.8571	15.0000	2.8571	0.0000
GRAHAM ISD	WOODLAND EL	19.1926	17.1926	2.0000	2.0000
GRANBURY ISD	ACTON EL	36.9956	35.4248	1.5708	0.0000
GRANBURY ISD	ACTON MIDDLE SCHOOL	47.6755	35.8498	11.8257	4.8846
GRANBURY ISD	BEHAVIOR TRANSITION CTR	2.9991	0.7140	2.2851	0.9999

District Name	Campus Name	Total FTE	In Field	Out of Field	No Certification
GRANBURY ISD	EMMA ROBERSON EL	35.0015	32.7649	2.2366	0.0000
GRANBURY ISD	GRANBURY H S	84.7248	66.7831	17.9417	6.1652
GRANBURY ISD	GRANBURY MIDDLE	50.8801	39.7330	11.1471	5.9007
GRANBURY ISD	JOHN AND LYNN BRAWNER INTERMEDIATE	20.0244	17.9931	2.0313	2.0000
GRANBURY ISD	MAMBRINO SCHOOL	45.0999	43.9339	1.1660	1.0000
GRANBURY ISD	NETTIE BACCUS EL	32.0005	30.9535	1.0470	1.0000
GRANBURY ISD	OAK WOODS INT	29.7578	28.1745	1.5833	1.5833
GRANBURY ISD	S T A R S ACADEMY	4.6483	3.0222	1.6261	0.0000
GRANBURY ISD	WILLIE AND WANDA CROSSLAND INTERMED	19.6322	19.6322	0.0000	0.0000
GRAND PRAIRIE ISD	ADAMS MIDDLE	36.4719	30.3792	6.0927	0.9998
GRAND PRAIRIE ISD	AUSTIN EL	32.7766	24.7766	8.0000	2.0000
GRAND PRAIRIE ISD	BARBARA BUSH EL	34.8720	32.0002	2.8718	0.8718
GRAND PRAIRIE ISD	BILL ARNOLD MIDDLE SCHOOL	41.5181	35.6764	5.8417	1.5416
GRAND PRAIRIE ISD	BONHAM EL	39.0006	34.8339	4.1667	2.0000
GRAND PRAIRIE ISD	BOWIE EL	35.0006	30.5006	4.5000	4.0000
GRAND PRAIRIE ISD	COLIN POWELL EL	34.0006	30.0006	4.0000	3.0000
GRAND PRAIRIE ISD	CROCKETT EL	40.0006	35.0006	5.0000	2.0000
GRAND PRAIRIE ISD	DANIELS EL	36.0005	32.5006	3.4999	1.9999
GRAND PRAIRIE ISD	DICKINSON EL	38.6742	36.0004	2.6738	1.6738
GRAND PRAIRIE ISD	DISTRICT ADMINISTRATION	1.0000	0.0000	1.0000	1.0000
GRAND PRAIRIE ISD	EISENHOWER EL	31.0002	30.0002	1.0000	1.0000
GRAND PRAIRIE ISD	ERVIN C WHITT ELEMENTARY SCHOOL	34.7113	27.7502	6.9611	5.7111
GRAND PRAIRIE ISD	FANNIN EL	31.8077	28.8077	3.0000	1.0000
GRAND PRAIRIE ISD	FLORENCE HILL EL	37.0004	33.0002	4.0002	3.0002
GRAND PRAIRIE ISD	GRAND PRAIRIE H S	147.6532	117.6997	29.9535	15.1988
GRAND PRAIRIE ISD	HARRY S TRUMAN MIDDLE	29.2963	16.0251	13.2712	7.4804
GRAND PRAIRIE ISD	HECTOR P GARCIA EL	37.9364	30.5006	7.4358	2.9358
GRAND PRAIRIE ISD	JACKSON MIDDLE	48.4000	44.3000	4.1000	1.2000
GRAND PRAIRIE ISD	JOHN GARNER EL	34.9364	32.9364	2.0000	2.0000
GRAND PRAIRIE ISD	JOHNSON EL	36.0006	33.8339	2.1667	0.0000
GRAND PRAIRIE ISD	KENNEDY MIDDLE	42.4696	30.7319	11.7377	4.9329
GRAND PRAIRIE ISD	LAMAR ALTERNATIVE EDUCATION PROGRAM	11.0213	6.4808	4.5405	1.0002
GRAND PRAIRIE ISD	LEE MIDDLE	40.4527	31.3457	9.1070	5.2127
GRAND PRAIRIE ISD	LLOYD BOZE SECONDARY LEARNING CENTER	6.0368	3.9928	2.0440	0.0000
GRAND PRAIRIE ISD	MILAM EL	30.0002	24.0002	6.0000	5.0000
GRAND PRAIRIE ISD	SALLYE MOORE ELEMENTARY SCHOOL	35.7918	30.8337	4.9581	2.7914
GRAND PRAIRIE ISD	SAM HOUSTON EL	34.0006	30.8339	3.1667	1.0000
GRAND PRAIRIE ISD	SAM RAYBURN EL	32.3907	29.6099	2.7808	2.7808
GRAND PRAIRIE ISD	SO GRAND PRAIRIE H S	158.2328	129.1607	29.0721	8.7323
GRAND PRAIRIE ISD	TRAVIS ELEMENTARY	33.0002	29.0002	4.0000	1.0000
GRAND PRAIRIE ISD	ZAVALA EL	31.9309	28.0004	3.9305	0.9305
GRAND SALINE ISD	GRAND SALINE ELEMENTARY SCHOOL	20.9755	18.7581	2.2174	2.2174
GRAND SALINE ISD	GRAND SALINE H S	21.5750	16.8917	4.6833	1.2292
GRAND SALINE ISD	GRAND SALINE INT	15.7263	12.8401	2.8862	1.9109
GRAND SALINE ISD	GRAND SALINE MIDDLE	15.2000	12.4023	2.7977	1.2780
GRAND SALINE ISD	VAN ZANDT CO YOUTH MULTI-SERVICE	1.0001	0.3507	0.6494	0.0000
GRAND SALINE ISD	VAN ZANDT/RAINS ALTERNATIVE ED	3.3001	2.8385	0.4616	0.0000
GRANDFALLS-ROYALTY ISD	GRANDFALLS-ROYALTY SCHOOL	18.5531	11.5853	6.9678	5.0005
GRANDVIEW-HOPKINS ISD	GRANDVIEW-HOPKINS EL	2.3395	2.3395	0.0000	0.0000

District Name	Campus Name	Total FTE	In Field	Out of Field	No Certification
GRANDVIEW ISD	GRANDVIEW EL	18.0187	15.5216	2.4971	2.0000
GRANDVIEW ISD	GRANDVIEW H S	27.1902	20.2961	6.8941	3.3718
GRANDVIEW ISD	GRANDVIEW INTERMEDIATE	12.9477	12.3337	0.6140	0.0000
GRANDVIEW ISD	GRANDVIEW J H	20.9003	15.9387	4.9616	0.6285
GRANGER ISD	GRANGER SCHOOL	40.3780	28.2838	12.0942	6.9374
GRAPE CREEK ISD	GRAPE CREEK H S	23.7049	22.1748	1.5301	0.3800
GRAPE CREEK ISD	GRAPE CREEK INTERMEDIATE	40.1669	38.1463	2.0206	0.7003
GRAPE CREEK ISD	GRAPE CREEK MIDDLE	18.5528	15.4125	3.1403	0.9197
GRAPELAND ISD	GRAPELAND EL	19.5302	19.1914	0.3388	0.1836
GRAPELAND ISD	GRAPELAND H S	15.5817	10.7731	4.8086	1.6080
GRAPELAND ISD	GRAPELAND J H	7.7719	5.4634	2.3085	0.9083
GRAPEVINE-COLLEYVILLE ISD	BEAR CREEK EL	46.2826	42.8092	3.4734	2.4217
GRAPEVINE-COLLEYVILLE ISD	BRANSFORD EL	29.8438	29.7042	0.1396	0.0000
GRAPEVINE-COLLEYVILLE ISD	CANNON EL	39.9361	32.8434	7.0927	7.0412
GRAPEVINE-COLLEYVILLE ISD	COLLEYVILLE EL	36.2343	35.0896	1.1447	1.0000
GRAPEVINE-COLLEYVILLE ISD	COLLEYVILLE HERITAGE H S	80.5078	64.6322	15.8756	5.8898
GRAPEVINE-COLLEYVILLE ISD	COLLEYVILLE MIDDLE	44.8580	36.1084	8.7496	2.7499
GRAPEVINE-COLLEYVILLE ISD	CROSS TIMBERS MIDDLE	49.2222	41.1005	8.1217	1.0000
GRAPEVINE-COLLEYVILLE ISD	DOVE EL	37.7461	37.7461	0.0000	0.0000
GRAPEVINE-COLLEYVILLE ISD	GLENHOPE EL	42.2758	41.1719	1.1039	0.4000
GRAPEVINE-COLLEYVILLE ISD	GRAPEVINE EL	36.3618	34.4774	1.8844	1.4698
GRAPEVINE-COLLEYVILLE ISD	GRAPEVINE H S	105.6978	88.2856	17.4122	6.1763
GRAPEVINE-COLLEYVILLE ISD	GRAPEVINE MIDDLE	32.7675	28.5243	4.2432	0.7500
GRAPEVINE-COLLEYVILLE ISD	HERITAGE EL	32.2811	32.0974	0.1837	0.0000
GRAPEVINE-COLLEYVILLE ISD	HERITAGE MIDDLE	48.6560	35.1634	13.4926	1.7148
GRAPEVINE-COLLEYVILLE ISD	SILVER LAKE EL	36.8778	36.8120	0.0658	0.0000
GRAPEVINE-COLLEYVILLE ISD	TAYLOR EL	32.9214	29.4187	3.5027	2.5027
GRAPEVINE-COLLEYVILLE ISD	THE BRIDGES ACAD ALTER	7.2159	5.1302	2.0857	0.0000
GRAPEVINE-COLLEYVILLE ISD	TIMBERLINE EL	51.3728	47.2764	4.0964	2.0000
GREENVILLE ISD	BOWIE EL	30.2965	30.0965	0.2000	0.0000
GREENVILLE ISD	CARVER ELEMENTARY	37.6809	32.6809	5.0000	3.0000
GREENVILLE ISD	CROCKETT EL	22.3302	17.3303	4.9999	4.0000
GREENVILLE ISD	GREENVILLE ALTERNATIVE EDUCATIONAL	3.0004	3.0004	0.0000	0.0000
GREENVILLE ISD	GREENVILLE H S	63.9167	48.8656	15.0511	3.6456
GREENVILLE ISD	GREENVILLE MIDDLE	41.9073	32.9732	8.9341	2.4797
GREENVILLE ISD	HUNT COUNTY JUVENILE DETENTION CTR	1.8212	0.8335	0.9877	0.8210
GREENVILLE ISD	INTERMEDIATE	40.1264	36.7755	3.3509	2.7509
GREENVILLE ISD	L P WATERS EARLY CHILDHOOD CENTER	15.9230	8.8289	7.0941	3.3594
GREENVILLE ISD	LAMAR EL	37.6590	35.8635	1.7955	1.0000
GREENVILLE ISD	NEW HORIZONS LEARNING CENTER	9.4443	7.5219	1.9224	0.0000
GREENVILLE ISD	TRAVIS EL	19.5753	19.2873	0.2880	0.0000
GREENWOOD ISD	GREENWOOD H S	28.9037	24.1889	4.7148	1.5505
GREENWOOD ISD	GREENWOOD INT	20.2473	19.1347	1.1126	0.4000

District Name	Campus Name	Total FTE	In Field	Out of Field	No Certification
GREENWOOD ISD	GREENWOOD PRI	28.2309	26.5894	1.6415	0.0000
GREENWOOD ISD	JAMES R BROOKS MIDDLE SCHOOL	14.9861	10.9851	4.0010	0.8896
GREGORY-PORTLAND ISD	ANDREWS EL	23.2498	22.2498	1.0000	1.0000
GREGORY-PORTLAND ISD	AUSTIN EL	23.2502	22.2502	1.0000	1.0000
GREGORY-PORTLAND ISD	CLARK EL	33.2500	33.2500	0.0000	0.0000
GREGORY-PORTLAND ISD	EAST CLIFF EL	23.2501	23.2501	0.0000	0.0000
GREGORY-PORTLAND ISD	GREGORY-PORTLAND H S	67.2464	58.9585	8.2879	4.8168
GREGORY-PORTLAND ISD	GREGORY-PORTLAND INT	37.0735	35.7163	1.3572	1.0000
GREGORY-PORTLAND ISD	GREGORY-PORTLAND J H	35.4651	23.4263	12.0388	5.7036
GROESBECK ISD	GROESBECK ELEMENTARY	48.7019	45.7019	3.0000	2.0000
GROESBECK ISD	GROESBECK H S	35.4427	29.1064	6.3363	2.9999
GROESBECK ISD	GROESBECK MIDDLE	31.5601	24.3581	7.2020	2.1218
GROOM ISD	GROOM SCHOOL	13.2714	10.3712	2.9002	0.9439
GROVETON ISD	GROVETON EL	24.6327	20.9815	3.6512	2.2408
GROVETON ISD	GROVETON J H-H S	21.6838	14.6037	7.0801	1.5547
GRUVER ISD	GRUVER EL	13.5768	13.0232	0.5536	0.0000
GRUVER ISD	GRUVER H S	12.9187	12.4900	0.4287	0.0000
GRUVER ISD	GRUVER J H	8.1937	7.6390	0.5547	0.0000
GUARDIAN ANGEL PERFORMANCE ACADEMY	GUARDIAN ANGEL PERFORMANCE ACADEMY	2.4062	0.9624	1.4438	1.4438
GULF SHORES ACADEMY	GULF SHORES AT SOUTHWEST KEY	3.0000	0.0000	3.0000	3.0000
GULF SHORES ACADEMY	GULF SHORES ACADEMY	10.0004	0.0000	10.0004	9.0004
GULF SHORES ACADEMY	GULF SHORES CHARTER SCHOOL AT COV	4.0000	0.0000	4.0000	4.0000
GULF SHORES ACADEMY	GULF SHORES CHARTER SCHOOL AT SANC	5.9998	0.0000	5.9998	4.9998
GUNTER ISD	GRAYSON CO CO-OP	15.6780	13.0000	2.6780	1.6780
GUNTER ISD	GUNTER EL	24.7416	22.4944	2.2472	2.0000
GUNTER ISD	GUNTER H S	24.2069	17.9570	6.2499	1.8200
GUNTER ISD	GUNTER MIDDLE	19.5363	13.2274	6.3089	2.1958
GUSTINE ISD	GUSTINE SCHOOL	18.8532	14.8665	3.9867	1.0000
GUTHRIE CSD	GUTHRIE SCHOOL	16.8179	14.8397	1.9782	1.0000
HALE CENTER ISD	AKIN EL	20.8571	19.8571	1.0000	1.0000
HALE CENTER ISD	CARR MIDDLE SCHOOL	14.7636	12.3290	2.4346	0.8450
HALE CENTER ISD	HALE CENTER H S	16.6271	12.5751	4.0520	2.8307
HALLETTSVILLE ISD	HALLETTSVILLE EL	22.3096	22.1662	0.1434	0.0000
HALLETTSVILLE ISD	HALLETTSVILLE H S	28.8703	27.5290	1.3413	0.0000
HALLETTSVILLE ISD	HALLETTSVILLE J H	20.9316	17.6490	3.2826	0.8628
HALLSBURG ISD	HALLSBURG EL	11.2294	10.2223	1.0071	0.0000
HALLSVILLE ISD	HALLSVILLE EL	37.6045	37.6045	0.0000	0.0000
HALLSVILLE ISD	HALLSVILLE H S	76.3885	60.4796	15.9089	7.0955
HALLSVILLE ISD	HALLSVILLE INTERMEDIATE SCHOOL	33.8952	32.4703	1.4249	1.4249
HALLSVILLE ISD	HALLSVILLE J H	40.1320	30.3838	9.7482	2.3079
HALLSVILLE ISD	HALLSVILLE MIDDLE	37.1567	34.5817	2.5750	2.5750
HALLSVILLE ISD	HALLSVILLE PRI	19.3953	18.8953	0.5000	0.0000
HALLSVILLE ISD	SHARED SERVICE ARRANGEMENTS	1.0000	1.0000	0.0000	0.0000
HAMILTON ISD	ANN WHITNEY ELEMENTARY	34.2830	34.0265	0.2565	0.0000
HAMILTON ISD	HAMILTON H S	23.9410	20.7502	3.1908	0.9999
HAMILTON ISD	HAMILTON JUNIOR HIGH	14.6345	11.9730	2.6615	0.0000

District Name	Campus Name	Total FTE	In Field	Out of Field	No Certification
HAMLIN ISD	HAMLIN EL	17.2185	17.2185	0.0000	0.0000
HAMLIN ISD	HAMLIN H S	15.6843	10.4946	5.1897	1.9997
HAMLIN ISD	HAMLIN MIDDLE	8.4740	6.0882	2.3858	0.0000
HAMSHIRE-FANNETT ISD	HAMSHIRE-FANNETT EL	33.5707	31.5707	2.0000	2.0000
HAMSHIRE-FANNETT ISD	HAMSHIRE-FANNETT H S	39.3572	31.4914	7.8658	4.0006
HAMSHIRE-FANNETT ISD	HAMSHIRE-FANNETT INT	21.7720	20.0982	1.6738	1.0000
HAMSHIRE-FANNETT ISD	HAMSHIRE-FANNETT MIDDLE	17.6039	12.9038	4.7001	0.0000
HAPPY ISD	HAPPY EL	8.3506	7.2500	1.1006	0.8510
HAPPY ISD	HAPPY H S	9.9417	6.9375	3.0042	1.1488
HARDIN-JEFFERSON ISD	CHINA EL	19.8985	17.1191	2.7794	2.0000
HARDIN-JEFFERSON ISD	HARDIN-JEFFERSON H S	39.6085	27.0694	12.5391	4.0991
HARDIN-JEFFERSON ISD	HENDERSON MIDDLE	32.1998	23.5301	8.6697	3.5914
HARDIN-JEFFERSON ISD	SOUR LAKE EL	50.8515	46.3284	4.5231	2.0001
HARDIN ISD	GULF COAST H S	0.9997	0.1111	0.8886	0.0000
HARDIN ISD	HARDIN EL	24.4949	22.1040	2.3909	1.7049
HARDIN ISD	HARDIN H S	26.3444	21.1267	5.2177	1.9998
HARDIN ISD	HARDIN J H	13.7896	10.5334	3.2562	1.6666
HARDIN ISD	HARDIN/CHAMBERS CTR	6.0613	3.0667	2.9946	2.2834
HARLANDALE ISD	A LEAL JR MIDDLE	48.8755	30.1369	18.7386	9.5785
HARLANDALE ISD	BELLAIRE EL	33.6345	33.3487	0.2858	0.0000
HARLANDALE ISD	CARROLL BELL EL	35.0533	31.0533	4.0000	4.0000
HARLANDALE ISD	CHARLES N BOGGESS H S	3.0728	3.0728	0.0000	0.0000
HARLANDALE ISD	CHARLES N BOGGESS MIDDLE	2.7936	2.7936	0.0000	0.0000
HARLANDALE ISD	COLLIER EL	31.1589	28.8959	2.2630	2.0000
HARLANDALE ISD	COLUMBIA HEIGHTS ELEMENTARY	26.6434	24.7658	1.8776	0.8776
HARLANDALE ISD	DISTRICT ADMINISTRATION	4.9999	4.9999	0.0000	0.0000
HARLANDALE ISD	E H GILBERT EL	36.1250	34.1250	2.0000	2.0000
HARLANDALE ISD	FLANDERS/K RAY FENLEY CENTER	41.7523	35.7523	6.0000	4.0000
HARLANDALE ISD	FRANK M TEJEDA ACADEMY	14.6242	6.7264	7.8978	3.0002
HARLANDALE ISD	GILLETTE EL	34.3741	30.3739	4.0002	4.0002
HARLANDALE ISD	H W SCHULZE EL	31.2651	29.8573	1.4078	0.0000
HARLANDALE ISD	HAC DAEP HS	4.7699	2.2976	2.4723	0.7894
HARLANDALE ISD	HAC DAEP MS	3.9075	3.0732	0.8343	0.0000
HARLANDALE ISD	HARLANDALE ALTERNATIVE CENTER BOOT	1.7503	0.9053	0.8450	0.7490
HARLANDALE ISD	HARLANDALE H S	118.9422	95.5484	23.3938	11.2982
HARLANDALE ISD	HARLANDALE MIDDLE	54.4559	46.2982	8.1577	5.9992
HARLANDALE ISD	JEWEL C WIETZEL CENTER	4.8930	4.0000	0.8930	0.8930
HARLANDALE ISD	KINGSBOROUGH MIDDLE	44.6609	34.4839	10.1770	5.5684
HARLANDALE ISD	MCCOLLUM H S	108.5681	89.0044	19.5637	12.1306
HARLANDALE ISD	MORRILL EL	34.4564	32.2898	2.1666	1.0000
HARLANDALE ISD	RAYBURN EL	27.2925	23.6257	3.6668	2.0000
HARLANDALE ISD	SCHEH EL	27.0886	24.8028	2.2858	2.0000
HARLANDALE ISD	SCHULZE DAEP	1.0000	1.0000	0.0000	0.0000
HARLANDALE ISD	TERRELL WELLS MIDDLE	28.7734	24.0251	4.7483	1.2333
HARLANDALE ISD	V M ADAMS EL	42.8841	37.1287	5.7554	1.8776
HARLANDALE ISD	VESTAL EL	33.1749	28.7249	4.4500	2.0000
HARLANDALE ISD	WRIGHT EL	28.5253	27.5253	1.0000	0.0000
HARLETON ISD	HARLETON EL	19.8398	19.8398	0.0000	0.0000
HARLETON ISD	HARLETON H S	18.0012	15.4790	2.5222	1.0001

District Name	Campus Name	Total FTE	In Field	Out of Field	No Certification
HARLETON ISD	HARLETON J H	8.4521	7.5318	0.9203	0.0000
HARLINGEN CONS ISD	AUSTIN EL	26.4681	25.2650	1.2031	0.0000
HARLINGEN CONS ISD	BEN MILAM EL	30.5166	26.8117	3.7049	2.5145
HARLINGEN CONS ISD	BONHAM EL	44.9998	42.9997	2.0001	0.0000
HARLINGEN CONS ISD	BOWIE EL	22.7563	19.6053	3.1510	1.0000
HARLINGEN CONS ISD	COAKLEY MIDDLE	54.9304	44.7047	10.2257	3.4760
HARLINGEN CONS ISD	CROCKETT EL	26.2429	22.5786	3.6643	1.0002
HARLINGEN CONS ISD	DISHMAN EL	29.0138	27.0139	1.9999	1.9999
HARLINGEN CONS ISD	GUTIERREZ MIDDLE	53.1891	42.8694	10.3197	5.5905
HARLINGEN CONS ISD	HARLINGEN H S - SOUTH	112.9778	91.2530	21.7248	10.8624
HARLINGEN CONS ISD	HARLINGEN H S	135.6527	116.2405	19.4122	12.1483
HARLINGEN CONS ISD	HOUSTON EL	26.1105	22.8823	3.2282	3.0001
HARLINGEN CONS ISD	JEFFERSON EL	23.0008	23.0008	0.0000	0.0000
HARLINGEN CONS ISD	KEYS ACAD	11.5093	9.6224	1.8869	0.0000
HARLINGEN CONS ISD	LAMAR EL	35.9999	34.7999	1.2000	1.0000
HARLINGEN CONS ISD	LONG EL	47.9993	45.9994	1.9999	1.9999
HARLINGEN CONS ISD	MEMORIAL MIDDLE	53.4867	47.8113	5.6754	1.8624
HARLINGEN CONS ISD	SECONDARY ALTER CTR	5.9998	4.7332	1.2666	0.0000
HARLINGEN CONS ISD	STUART PLACE EL	31.1071	26.9362	4.1709	2.8098
HARLINGEN CONS ISD	TRAVIS EL	31.4853	28.8178	2.6675	1.4857
HARLINGEN CONS ISD	TREASURE HILLS EL	41.5366	36.5884	4.9482	3.6670
HARLINGEN CONS ISD	VALLEY HOUSE SCH	1.0000	1.0000	0.0000	0.0000
HARLINGEN CONS ISD	VERNON MIDDLE	50.2566	37.6628	12.5938	3.8325
HARLINGEN CONS ISD	WILSON EL	30.0013	26.0011	4.0002	1.0001
HARLINGEN CONS ISD	ZAVALA EL	23.4225	23.1368	0.2857	0.0000
HARMONY ISD	HARMONY ELEMENTARY	20.6250	19.3301	1.2949	0.9999
HARMONY ISD	HARMONY H S	25.0216	18.0707	6.9509	1.3600
HARMONY ISD	HARMONY INTERMEDIATE SCHOOL	8.2586	8.2586	0.0000	0.0000
HARMONY ISD	HARMONY JUNIOR HIGH	14.3839	9.5589	4.8250	1.5284
HARMONY SCIENCE ACADEMY - AUSTIN	HARMONY SCIENCE ACADEMY - AUSTIN	17.8949	3.2572	14.6377	14.6377
HARMONY SCIENCE ACADEMY	HARMONY SCIENCE ACADEMY	23.8359	2.8852	20.9507	20.0282
HARPER ISD	HARPER EL	13.2023	13.2023	0.0000	0.0000
HARPER ISD	HARPER H S	14.1389	13.1152	1.0237	0.0000
HARPER ISD	HARPER MIDDLE	8.7492	7.0971	1.6521	0.0000
HARRIS COUNTY JUVENILE JUSTICE	BURNETT-BAYLAND HOME	5.0004	0.2667	4.7337	4.0003
HARRIS COUNTY JUVENILE JUSTICE	BURNETT-BAYLAND RECEPTION CENTER	6.9996	2.7720	4.2276	3.9995
HARRIS COUNTY JUVENILE JUSTICE	HARRIS COUNTY JUVENILE DETENTION	9.8781	1.3273	8.5508	5.5508
HARRIS COUNTY JUVENILE JUSTICE	HARRIS COUNTY YOUTH VILLAGE	6.9999	1.7921	5.2078	5.0003
HARRIS COUNTY JUVENILE JUSTICE	KATY-HOCKLEY BOOT CAMP	5.4409	1.4404	4.0005	3.0005
HARRIS COUNTY JUVENILE JUSTICE	WESTSIDE COMMAND DETENTION CENTER	2.0000	0.0000	2.0000	2.0000
HARROLD ISD	HARROLD SCHOOL	11.9437	8.8962	3.0475	1.0000
HART ISD	HART EL	16.1666	15.2591	0.9075	0.8538
HART ISD	HART JR-SR H S	13.2830	12.2144	1.0686	0.0000
HARTLEY ISD	HARTLEY SCHOOL	16.7683	13.5848	3.1835	0.0000
HARTS BLUFF ISD	HARTS BLUFF EL	30.8173	27.5145	3.3028	1.8625
HASKELL CISD	HASKELL EL	26.6148	25.6414	0.9734	0.0000
HASKELL CISD	HASKELL H S	17.9179	14.4550	3.4629	0.0000
HASKELL CISD	HASKELL J H	7.0942	5.4267	1.6675	0.0000
HAWKINS ISD	HAWKINS EL	22.0797	21.0797	1.0000	1.0000
HAWKINS ISD	HAWKINS H S	19.3957	16.3854	3.0103	1.6125
HAWKINS ISD	HAWKINS MIDDLE	12.8415	8.3485	4.4930	0.1292

District Name	Campus Name	Total FTE	In Field	Out of Field	No Certification
HAWLEY ISD	HAWLEY EL	19.8610	19.0505	0.8105	0.0000
HAWLEY ISD	HAWLEY H S	17.2237	11.9602	5.2635	2.7374
HAWLEY ISD	HAWLEY MIDDLE	12.3486	10.8455	1.5031	0.1429
HAYS CONS ISD	ACADEMY AT HAYS	5.3801	4.3796	1.0005	0.5706
HAYS CONS ISD	ALTER IMPACT CTR	6.2757	4.5294	1.7463	0.6619
HAYS CONS ISD	BUDA EL	42.1020	38.6951	3.4069	2.0000
HAYS CONS ISD	DAHLSTROM MIDDLE SCHOOL	36.7340	28.6479	8.0861	2.5882
HAYS CONS ISD	ELM GROVE EL	50.4947	47.0850	3.4097	3.0000
HAYS CONS ISD	GREEN EL	43.0540	35.0540	8.0000	5.0000
HAYS CONS ISD	HAYS CO JUVENILE JUSTICE ALT ED PR	1.7241	1.0479	0.6762	0.3380
HAYS CONS ISD	HEMPHILL EL	57.6910	48.7696	8.9214	6.8602
HAYS CONS ISD	JACK C HAYS H S	87.8769	77.8275	10.0494	6.3338
HAYS CONS ISD	KYLE EL	44.9452	41.0630	3.8822	3.0000
HAYS CONS ISD	LEHMAN HIGH SCHOOL	73.2398	55.1125	18.1273	10.7743
HAYS CONS ISD	R C BARTON J H	29.9356	24.5358	5.3998	1.7187
HAYS CONS ISD	ROSALIO TOBIAS INTERNATIONAL SCHOOL	53.3899	46.7759	6.6140	6.0000
HAYS CONS ISD	SUSIE FUENTES EL	54.2322	51.5389	2.6933	2.5000
HAYS CONS ISD	WALLACE MIDDLE SCHOOL	39.3657	29.6384	9.7273	5.1987
HEARNE ISD	BLACKSHEAR EL	25.8963	21.3288	4.5675	3.5676
HEARNE ISD	EAST SIDE EL	26.8677	23.8677	3.0000	1.0000
HEARNE ISD	HEARNE H S	26.9507	21.2671	5.6836	2.9419
HEARNE ISD	HEARNE J H	12.5193	8.1781	4.3412	2.8360
HEDLEY ISD	HEDLEY SCHOOL	21.7517	17.9678	3.7839	1.0000
HEIGHTS CHARTER SCHOOL	HEIGHTS CHARTER SCHOOL	8.7008	0.0000	8.7008	8.0320
HEMPHILL ISD	HEMPHILL EL	25.6558	25.3755	0.2803	0.0000
HEMPHILL ISD	HEMPHILL H S	23.4779	18.9080	4.5699	2.9999
HEMPHILL ISD	HEMPHILL MIDDLE	18.2170	13.3286	4.8884	0.7187
HEMPSTEAD ISD	HEMPSTEAD EL	11.4720	10.0720	1.4000	0.9000
HEMPSTEAD ISD	HEMPSTEAD H S	25.9101	18.3486	7.5615	1.8408
HEMPSTEAD ISD	HEMPSTEAD MIDDLE	35.0931	25.0684	10.0247	4.9119
HENDERSON ISD	CENTRAL EL	21.0994	18.0994	3.0000	2.0000
HENDERSON ISD	CHAMBERLAIN EL	17.5125	15.5125	2.0000	2.0000
HENDERSON ISD	DISTRICT ADMINISTRATION	0.9999	0.9999	0.0000	0.0000
HENDERSON ISD	HENDERSON H S	61.3737	47.9984	13.3753	9.3208
HENDERSON ISD	HENDERSON KIND	19.7205	16.7205	3.0000	2.0000
HENDERSON ISD	HENDERSON MIDDLE	54.6911	42.1907	12.5004	1.9996
HENDERSON ISD	MONTGOMERY EL	17.8764	16.8764	1.0000	1.0000
HENDERSON ISD	NORTHSIDE EL	38.7108	34.1931	4.5177	2.9999
HENRIETTA ISD	DISTRICT ADMINISTRATION	1.0000	1.0000	0.0000	0.0000
HENRIETTA ISD	HENRIETTA EL	31.8390	29.2169	2.6221	0.0000
HENRIETTA ISD	HENRIETTA H S	26.4198	20.1509	6.2689	1.9967
HENRIETTA ISD	HENRIETTA J H	17.9766	16.2693	1.7073	0.9998
HEREFORD ISD	AIKMAN EL	28.5380	25.0381	3.4999	1.9999
HEREFORD ISD	BLUEBONNET EL	20.7455	20.7455	0.0000	0.0000
HEREFORD ISD	HEREFORD H S	82.8375	70.1516	12.6859	5.7927
HEREFORD ISD	HEREFORD J H	68.3191	50.7607	17.5584	9.0000
HEREFORD ISD	NORTHWEST EL	29.5140	28.5151	0.9989	0.8984
HEREFORD ISD	SPECIAL PROGRAMS CTR	6.1666	5.1667	0.9999	0.9999
HEREFORD ISD	TIERRA BLANCA EL	28.1871	25.9371	2.2500	1.0000
HEREFORD ISD	WEST CENTRAL EL	19.2399	18.2399	1.0000	1.0000
HERMLEIGH ISD	HERMLEIGH SCHOOL	16.3408	12.1777	4.1631	2.8287
HICO ISD	HICO EL	16.6033	16.1042	0.4991	0.1461
HICO ISD	HICO H S	16.4561	14.2070	2.2491	0.8870
HICO ISD	HICO J H	13.8540	10.2888	3.5652	1.7831

District Name	Campus Name	Total FTE	In Field	Out of Field	No Certification
HIDALGO ISD	DIAZ J H	40.3780	28.4773	11.9007	6.9563
HIDALGO ISD	DR ALEJO SALINAS JR ELEMENTARY	24.4998	15.0000	9.4998	6.4998
HIDALGO ISD	HIDALGO ACADEMY	2.9947	1.7714	1.2233	0.2517
HIDALGO ISD	HIDALGO EL	30.4998	21.0000	9.4998	6.4998
HIDALGO ISD	HIDALGO H S	58.1312	39.6033	18.5279	9.4009
HIDALGO ISD	KELLY EL	25.4998	21.4998	4.0000	1.0000
HIDALGO ISD	NEW ELEMENTARY	21.4998	12.4998	9.0000	5.0000
HIGGINS ISD	HIGGINS SCHOOL	17.2495	10.6802	6.5693	2.8246
HIGGS CARTER KING GIFTED & TAL	HIGGS CARTER KING GIFTED & TAL	15.9998	3.8335	12.1663	11.9996
HIGH ISLAND ISD	HIGH ISLAND EL	5.3823	5.3413	0.0410	0.0000
HIGH ISLAND ISD	HIGH ISLAND H S	8.7823	5.3238	3.4585	0.3690
HIGH ISLAND ISD	HIGH ISLAND MIDDLE	3.1626	2.9173	0.2453	0.0000
HIGHLAND ISD	HIGHLAND SCHOOL	17.2012	13.2694	3.9318	2.0000
HIGHLAND PARK ISD	ARMSTRONG ELEMENTARY	35.4028	33.4028	2.0000	2.0000
HIGHLAND PARK ISD	BRADFIELD ELEMENTARY	37.4601	34.4601	3.0000	3.0000
HIGHLAND PARK ISD	HIGHLAND PARK EL	31.0011	30.6677	0.3334	0.0000
HIGHLAND PARK ISD	HIGHLAND PARK H S	15.9018	11.9156	3.9862	1.6483
HIGHLAND PARK ISD	HIGHLAND PARK HIGH SCHOOL	108.4996	92.4811	16.0185	5.8359
HIGHLAND PARK ISD	HIGHLAND PARK MIDDLE SCHOOL	71.5843	60.9210	10.6633	5.3938
HIGHLAND PARK ISD	HYER ELEMENTARY	36.9920	33.9920	3.0000	1.0000
HIGHLAND PARK ISD	MCCULLOCH INTERMEDIATE SCHOOL	52.0179	50.6596	1.3583	0.2881
HIGHLAND PARK ISD	UNIVERSITY PARK ELEMENTARY	38.8637	36.8637	2.0000	2.0000
HILLSBORO ISD	FRANKLIN EL	18.7488	18.0004	0.7484	0.0000
HILLSBORO ISD	HILL COUNTY ALTER	2.0003	1.5145	0.4858	0.0000
HILLSBORO ISD	HILLSBORO EL	26.4555	26.3244	0.1311	0.0000
HILLSBORO ISD	HILLSBORO H S	33.2011	29.4973	3.7038	1.0000
HILLSBORO ISD	HILLSBORO INTERMEDIATE	21.8227	21.8227	0.0000	0.0000
HILLSBORO ISD	HILLSBORO J H	18.6963	12.5470	6.1493	1.9999
HITCHCOCK ISD	CROSBY MIDDLE	21.7751	15.7748	6.0003	5.0002
HITCHCOCK ISD	HITCHCOCK H S	22.9571	15.4656	7.4915	5.3677
HITCHCOCK ISD	SHARED SERVICE ARRANGEMENTS	2.0000	2.0000	0.0000	0.0000
HITCHCOCK ISD	STEWART EL	30.4607	26.1273	4.3334	3.0000
HOLLAND ISD	BOWMAN MIDDLE	8.1289	6.6412	1.4877	0.0000
HOLLAND ISD	HOLLAND EL	19.9082	19.8491	0.0591	0.0000
HOLLAND ISD	HOLLAND H S	13.1576	7.0887	6.0689	2.0003
HOLLAND ISD	SHARED SERVICE ARRANGEMENTS	1.0000	1.0000	0.0000	0.0000
HOLLIDAY ISD	HOLLIDAY EL	22.0929	20.8115	1.2814	0.0000
HOLLIDAY ISD	HOLLIDAY H S	25.5586	22.1378	3.4208	1.8577
HOLLIDAY ISD	HOLLIDAY MIDDLE	13.9931	8.8717	5.1214	0.1429
HONDO ISD	DETENTION CTR	0.4921	0.0258	0.4663	0.0000
HONDO ISD	HONDO H S	43.2409	36.1768	7.0641	4.8431
HONDO ISD	MCDOWELL J H	36.2651	26.0839	10.1812	3.3115
HONDO ISD	MEYER EL	38.2496	37.0773	1.1723	1.0000
HONDO ISD	NEWELL E WOOLLS INTERMEDIATE	37.1231	36.1231	1.0000	1.0000
HONEY GROVE ISD	DISTRICT ADMINISTRATION	11.5000	8.5000	3.0000	2.0000
HONEY GROVE ISD	HONEY GROVE EL	23.0564	22.0563	1.0001	1.0001
HONEY GROVE ISD	HONEY GROVE H S	19.0555	15.0422	4.0133	2.0000
HONEY GROVE ISD	HONEY GROVE MIDDLE	10.5056	9.5545	0.9511	0.0000
HONORS ACADEMY	DESTINY HIGH SCHOOL	7.0000	2.0000	5.0000	5.0000
HONORS ACADEMY	EXCEL ACADEMY	16.9519	4.6931	12.2588	7.7218
HONORS ACADEMY	HONORS ACADEMY	8.1382	2.0000	6.1382	6.1382
HONORS ACADEMY	LANDMARK SCHOOL	5.7055	3.1649	2.5406	1.0001

District Name	Campus Name	Total FTE	In Field	Out of Field	No Certification
HONORS ACADEMY	LEGACY HIGH SCHOOL	6.7767	1.5714	5.2053	3.7771
HONORS ACADEMY	PINNACLE SCHOOL	14.4817	4.3998	10.0819	8.4819
HONORS ACADEMY	UNIVERSITY SCHOOL	8.0005	2.4435	5.5570	5.0003
HOOKS ISD	HOOKS EL	28.7516	26.2368	2.5148	2.0000
HOOKS ISD	HOOKS H S	29.9111	21.5774	8.3337	3.1697
HOOKS ISD	HOOKS J H	24.6060	19.9864	4.6196	2.2888
HOUSTON ALTERNATIVE PREPARATORY	HOUSTON ALTERNATIVE PREPARATORY	6.0003	1.0000	5.0003	5.0003
HOUSTON CAN ACADEMY CHARTER SCHOOL	HOUSTON CAN! ACADEMY CHARTER SCHOOL	21.9899	5.3577	16.6322	15.9895
HOUSTON GATEWAY ACADEMY	HOUSTON GATEWAY ACADEMY	44.6151	9.6264	34.9887	34.9887
HOUSTON HEIGHTS LEARNING ACADEMY	HOUSTON HEIGHTS LEARNING ACADEMY	5.7916	3.7916	2.0000	2.0000
HOUSTON ISD	A A MILNE EL	42.7538	34.7538	8.0000	3.0000
HOUSTON ISD	A D S D P	6.0000	6.0000	0.0000	0.0000
HOUSTON ISD	ALCOTT EL	38.8752	33.8752	5.0000	4.0000
HOUSTON ISD	ALLEN EL	21.0000	17.0000	4.0000	3.0000
HOUSTON ISD	ALMEDA EL	36.5000	32.5000	4.0000	1.0000
HOUSTON ISD	ANDERSON EL	49.6255	45.6255	4.0000	2.0000
HOUSTON ISD	ASHFORD EL	28.9998	23.9999	4.9999	3.0000
HOUSTON ISD	ASKEW EL	52.5500	43.6500	8.9000	7.0000
HOUSTON ISD	ATHERTON EL	22.8749	19.8749	3.0000	1.0000
HOUSTON ISD	ATTUCKS MIDDLE	39.0597	25.3151	13.7446	7.0540
HOUSTON ISD	AUSTIN H S	95.6768	76.5438	19.1330	9.9998
HOUSTON ISD	BARBARA BUSH EL	58.4756	55.6422	2.8334	1.0000
HOUSTON ISD	BARBARA JORDAN H S	67.5159	42.6272	24.8887	15.0004
HOUSTON ISD	BARRICK EL	43.6251	38.7499	4.8752	2.0000
HOUSTON ISD	BASTIAN EL	32.0002	26.0002	6.0000	4.0000
HOUSTON ISD	BELL EL	52.4997	48.4998	3.9999	2.0000
HOUSTON ISD	BELLAIRE H S	152.2224	119.7171	32.5053	18.2433
HOUSTON ISD	BELLFORT ACADEMY	17.8824	13.0000	4.8824	1.8824
HOUSTON ISD	BENAVIDEZ EL	58.1620	45.8244	12.3376	6.0000
HOUSTON ISD	BENBROOK EL	30.8858	28.8858	2.0000	2.0000
HOUSTON ISD	BERRY EL	35.0002	30.0002	5.0000	3.0000
HOUSTON ISD	BLACK MIDDLE	34.8629	26.6863	8.1766	2.7036
HOUSTON ISD	BLACKSHEAR EL	27.3578	21.8750	5.4828	4.4828
HOUSTON ISD	BONHAM EL	66.8572	53.5834	13.2738	10.0000
HOUSTON ISD	BONNER EL	50.4832	37.3166	13.1666	10.9999
HOUSTON ISD	BOWIE EL	20.0002	19.0002	1.0000	0.0000
HOUSTON ISD	BRAEBURN EL	56.5009	46.7864	9.7145	8.0000
HOUSTON ISD	BRIARGROVE EL	48.0415	43.0415	5.0000	4.0000
HOUSTON ISD	BRIARMEADOW CHARTER	24.1788	18.3000	5.8788	2.0000
HOUSTON ISD	BRIARMEADOW MIDDLE SCHOOL	5.0000	4.0000	1.0000	1.0000
HOUSTON ISD	BRISCOE EL	31.0006	24.4287	6.5719	4.0000
HOUSTON ISD	BROOKLINE EL	55.0002	51.8335	3.1667	1.0000
HOUSTON ISD	BROWNING EL	30.3749	24.6666	5.7083	3.3750
HOUSTON ISD	BRUCE EL	27.2320	24.2320	3.0000	2.0000
HOUSTON ISD	BURBANK EL	55.6508	43.1508	12.5000	4.0000
HOUSTON ISD	BURBANK MIDDLE	67.8488	48.5116	19.3372	8.9308
HOUSTON ISD	BURNET EL	42.8751	29.0001	13.8750	7.0000
HOUSTON ISD	BURRUS EL	25.6572	20.6572	5.0000	4.0000
HOUSTON ISD	CAGE EL	43.2105	32.2105	11.0000	7.0000
HOUSTON ISD	CARNEGIE VANGUARD HS	17.0483	12.4659	4.5824	3.3799
HOUSTON ISD	CARRILLO EL	44.8752	36.8752	8.0000	3.0000
HOUSTON ISD	CHATHAM EL	11.0000	8.0000	3.0000	3.0000

District Name	Campus Name	Total FTE	In Field	Out of Field	No Certification
HOUSTON ISD	CHAVEZ H S	113.8091	82.5657	31.2434	18.9997
HOUSTON ISD	CLIFTON MIDDLE	56.1425	44.3929	11.7496	2.9994
HOUSTON ISD	CODWELL EL	42.6261	39.1433	3.4828	2.4828
HOUSTON ISD	COMMUNITY PARTNERS SE EDUCATION	1.0000	1.0000	0.0000	0.0000
HOUSTON ISD	COMMUNITY PARTNERS SW EDUCATION	1.0000	1.0000	0.0000	0.0000
HOUSTON ISD	COMMUNITY SERVICES-SEC	96.0240	64.9750	31.0490	4.5490
HOUSTON ISD	CONCORD EL	14.2328	13.2328	1.0000	1.0000
HOUSTON ISD	CONDIT EL	34.4008	30.5007	3.9001	3.0000
HOUSTON ISD	CONTEMPORARY LRN CTR H S	28.1217	20.2880	7.8337	3.8836
HOUSTON ISD	CONTEMPORARY LRN CTR MIDDLE	9.7466	7.5086	2.2380	0.7559
HOUSTON ISD	COOP EL	41.9999	36.0000	5.9999	4.9999
HOUSTON ISD	CORNELIUS EL	49.8750	41.3750	8.5000	6.0000
HOUSTON ISD	CRAWFORD EL	22.7648	15.3667	7.3981	4.0000
HOUSTON ISD	CRESPO EL	55.3837	45.1332	10.2505	7.5003
HOUSTON ISD	CROCKETT EL	31.8824	24.8824	7.0000	5.0000
HOUSTON ISD	CULLEN MIDDLE	40.5744	36.1450	4.4294	1.0002
HOUSTON ISD	CUNNINGHAM EL	41.6250	37.6250	4.0000	2.0000
HOUSTON ISD	DAVILA EL	48.7889	42.1296	6.6593	1.5298
HOUSTON ISD	DAVIS H S	68.7979	52.2697	16.5282	8.1994
HOUSTON ISD	DE CHAUMES EL	39.8824	35.0000	4.8824	4.8824
HOUSTON ISD	DE ZAVALA EL	38.4998	25.4998	13.0000	8.0000
HOUSTON ISD	DEADY MIDDLE	58.7463	45.6299	13.1164	5.8180
HOUSTON ISD	DEBAKEY H S FOR HEALTH PROF	46.2818	37.5523	8.7295	3.9093
HOUSTON ISD	DODSON EL	39.4576	34.9748	4.4828	3.4828
HOUSTON ISD	DOGAN EL	26.0000	22.0000	4.0000	4.0000
HOUSTON ISD	DOWLING MIDDLE	86.7910	59.2587	27.5323	21.8463
HOUSTON ISD	DURHAM EL	29.0000	22.0000	7.0000	1.0000
HOUSTON ISD	DURKEE EL	44.0000	36.0000	8.0000	1.0000
HOUSTON ISD	E O SMITH EL	15.1835	13.6042	1.5793	1.5793
HOUSTON ISD	EASTER EL	13.0000	8.0000	5.0000	1.0000
HOUSTON ISD	EASTWOOD ACADEMY	13.5449	8.8303	4.7146	2.4594
HOUSTON ISD	EDISON MIDDLE	44.8949	32.2778	12.6171	4.9368
HOUSTON ISD	ELIOT EL	37.0002	28.8335	8.1667	6.0000
HOUSTON ISD	ELROD EL	38.8585	31.0252	7.8333	5.0000
HOUSTON ISD	EMERSON EL	45.1468	37.7718	7.3750	2.8750
HOUSTON ISD	FAIRCHILD EL	22.0000	21.0000	1.0000	0.0000
HOUSTON ISD	FIELD EL	25.9346	24.9346	1.0000	0.0000
HOUSTON ISD	FLEMING MIDDLE	33.0284	27.6673	5.3611	2.9488
HOUSTON ISD	FOERSTER EL	45.9999	32.0000	13.9999	8.0000
HOUSTON ISD	FONDREN EL	25.4776	23.0000	2.4776	2.4776
HOUSTON ISD	FONDREN MIDDLE	40.6112	34.2694	6.3418	3.5889
HOUSTON ISD	FONVILLE MIDDLE	55.4552	39.7064	15.7488	13.8563
HOUSTON ISD	FOSTER EL	27.0001	23.3334	3.6667	0.0000
HOUSTON ISD	FRANKLIN EL	38.0000	28.0000	10.0000	5.0000
HOUSTON ISD	FROST EL	35.0002	29.8335	5.1667	2.0000
HOUSTON ISD	FURR H S	54.0058	38.5588	15.4470	7.9986
HOUSTON ISD	GALLEGOS EL	37.7502	32.7500	5.0002	5.0002
HOUSTON ISD	GARCIA EL	46.3885	41.8857	4.5028	1.5028
HOUSTON ISD	GARDEN OAKS EL	31.8747	24.8748	6.9999	3.9999
HOUSTON ISD	GARDEN VILLAS EL	57.2333	51.9003	5.3330	2.9998
HOUSTON ISD	GOLFCREST EL	40.8823	28.8823	12.0000	9.0000
HOUSTON ISD	GORDON EL	27.0003	25.0003	2.0000	0.0000
HOUSTON ISD	GRADY MIDDLE	27.4164	24.1356	3.2808	2.7080
HOUSTON ISD	GREGG EL	35.8751	29.3751	6.5000	2.0000

District Name	Campus Name	Total FTE	In Field	Out of Field	No Certification
HOUSTON ISD	GREGORY-LINCOLN ED CTR	46.9543	39.1988	7.7555	6.0000
HOUSTON ISD	GRIMES EL	24.0003	13.3336	10.6667	10.0000
HOUSTON ISD	GRISSOM EL	39.4999	31.4999	8.0000	7.0000
HOUSTON ISD	GROSS EL	44.0005	31.0005	13.0000	10.0000
HOUSTON ISD	H P CARTER CAREER CENTER	13.4160	12.2813	1.1347	0.0000
HOUSTON ISD	HALPIN EARLY CHILDHOOD CTR	20.0001	18.0001	2.0000	0.0000
HOUSTON ISD	HAMILTON MIDDLE	52.9663	36.1471	16.8192	9.2968
HOUSTON ISD	HARPER ALTERNATIVE SCHOOL	18.5728	13.9403	4.6325	0.0000
HOUSTON ISD	HARRIS J R EL	42.9997	31.4999	11.4998	2.0000
HOUSTON ISD	HARRIS R P EL	35.0000	27.0000	8.0000	4.0000
HOUSTON ISD	HARTMAN MIDDLE	83.0598	68.9153	14.1445	6.1345
HOUSTON ISD	HARTSFIELD EL	19.0003	11.0003	8.0000	4.0000
HOUSTON ISD	HARVARD EL	34.8760	32.2093	2.6667	0.0000
HOUSTON ISD	HCC LIFE SKILLS PROGRAM	7.0000	7.0000	0.0000	0.0000
HOUSTON ISD	HELMS EL	29.9648	21.0824	8.8824	5.0000
HOUSTON ISD	HENDERSON J EL	44.3450	34.3450	10.0000	1.0000
HOUSTON ISD	HENDERSON N EL	26.0000	24.0000	2.0000	2.0000
HOUSTON ISD	HEROD EL	41.5088	31.3419	10.1669	6.0000
HOUSTON ISD	HERRERA EL	46.8750	38.8750	8.0000	3.0000
HOUSTON ISD	HIGHLAND HTS EL	21.5000	17.5000	4.0000	2.0000
HOUSTON ISD	HOBBY EL	40.1080	35.6252	4.4828	3.4828
HOUSTON ISD	HOGG MIDDLE	40.3880	30.6098	9.7782	3.6095
HOUSTON ISD	HOHL EL	28.4778	22.5002	5.9776	4.4776
HOUSTON ISD	HOLLAND MIDDLE	46.5778	28.0550	18.5228	7.9998
HOUSTON ISD	HORN EL	34.4829	29.1496	5.3333	3.0000
HOUSTON ISD	HOUSTON GARDENS EL	26.2561	23.2561	3.0000	1.0000
HOUSTON ISD	HOUSTON NIGHT HIGH SCHOOL	7.8394	6.0189	1.8205	1.2562
HOUSTON ISD	ISAACS EL	20.0000	18.0000	2.0000	1.0000
HOUSTON ISD	JACKSON MIDDLE	55.3771	37.8496	17.5275	13.0814
HOUSTON ISD	JANOWSKI EL	40.0010	34.5008	5.5002	2.0000
HOUSTON ISD	JEFFERSON EL	38.7345	25.5915	13.1430	9.8889
HOUSTON ISD	JOHNSTON MIDDLE	69.7834	50.1847	19.5987	9.5529
HOUSTON ISD	JONES ANSON EL	12.8748	11.4998	1.3750	0.0000
HOUSTON ISD	JONES H S	50.8451	40.6443	10.2008	4.0001
HOUSTON ISD	JONES J WILL EL	24.0366	20.9998	3.0368	2.1618
HOUSTON ISD	KALEIDOSCOPE/CALEIDOSCOPIO	4.9480	3.0852	1.8628	0.7692
HOUSTON ISD	KASHMERE GARDENS EL	25.9608	22.9607	3.0001	1.0002
HOUSTON ISD	KASHMERE H S	38.1970	25.2704	12.9266	8.5584
HOUSTON ISD	KAY ON-GOING ED CTR HIGH SCHOOL	9.5100	7.5940	1.9160	0.3661
HOUSTON ISD	KAY ON-GOING EDUCATION CENTER MIDDLE	3.0325	2.3053	0.7272	0.5632
HOUSTON ISD	KAZI SHULE	2.0000	2.0000	0.0000	0.0000
HOUSTON ISD	KELSO EL	39.0005	30.3338	8.6667	6.0000
HOUSTON ISD	KENNEDY EL	29.7648	25.8824	3.8824	1.8824
HOUSTON ISD	KETELSEN EL	38.3458	30.5958	7.7500	5.5000
HOUSTON ISD	KEY MIDDLE	55.9441	36.3077	19.6364	10.7915
HOUSTON ISD	KOLTER EL	29.9999	23.9999	6.0000	2.0000
HOUSTON ISD	LAMAR H S	138.8576	100.1992	38.6584	25.9909
HOUSTON ISD	LANIER MIDDLE	67.1583	50.7652	16.3931	8.4530
HOUSTON ISD	LANTRIP EL	45.8749	41.8749	4.0000	2.0000
HOUSTON ISD	LAS AMERICAS	4.7462	3.7784	0.9678	0.9678
HOUSTON ISD	LAS AMERICAS EARLY CHILDHOOD DEV	6.0000	4.0000	2.0000	1.0000
HOUSTON ISD	LAW EL	27.9999	23.4782	4.5217	3.0000
HOUSTON ISD	LAW ENFCMT-CRIM JUST H S	39.0327	31.0492	7.9835	3.6226
HOUSTON ISD	LEE H S	117.5142	74.3112	43.2030	30.3844

District Name	Campus Name	Total FTE	In Field	Out of Field	No Certification
HOUSTON ISD	LEWIS EL	44.7498	39.0499	5.6999	4.9999
HOUSTON ISD	LOCKHART EL	29.0009	24.3817	4.6192	2.0000
HOUSTON ISD	LONG MIDDLE	67.2075	44.9217	22.2858	13.6777
HOUSTON ISD	LONGFELLOW EL	38.8761	35.7090	3.1671	2.0002
HOUSTON ISD	LOOSCAN EL	26.5006	16.3577	10.1429	4.5000
HOUSTON ISD	LOVE EL	31.3660	23.3660	8.0000	3.0000
HOUSTON ISD	LOVETT EL	40.0005	34.8338	5.1667	4.0000
HOUSTON ISD	LYONS EL	48.0001	41.4999	6.5002	3.0002
HOUSTON ISD	M C WILLIAMS MIDDLE	33.4094	17.5082	15.9012	14.7818
HOUSTON ISD	MACARTHUR EL	26.0002	21.5002	4.5000	4.0000
HOUSTON ISD	MACGREGOR EL	26.4043	23.9998	2.4045	1.4046
HOUSTON ISD	MADING EL	32.3578	30.3578	2.0000	0.0000
HOUSTON ISD	MADISON H S	105.9660	84.5261	21.4399	8.2368
HOUSTON ISD	MARSHALL MIDDLE	50.5158	39.5680	10.9478	5.4477
HOUSTON ISD	MARTINEZ C EL	35.0000	22.0000	13.0000	9.0000
HOUSTON ISD	MARTINEZ R EL	39.4886	28.0000	11.4886	6.4886
HOUSTON ISD	MCDADE EL	31.5365	27.8750	3.6615	1.6615
HOUSTON ISD	MCNAMARA EL	42.8749	39.4998	3.3751	1.0000
HOUSTON ISD	MCREYNOLDS MIDDLE	31.2785	24.2515	7.0270	2.3711
HOUSTON ISD	MEMORIAL EL	24.0000	22.0000	2.0000	1.0000
HOUSTON ISD	MIDDLE COLLEGE FOR TECH CAREERS	21.2476	16.3336	4.9140	3.2455
HOUSTON ISD	MILBY H S	105.5126	83.5363	21.9763	14.0160
HOUSTON ISD	MITCHELL EL	50.8754	41.5420	9.3334	8.0000
HOUSTON ISD	MONTGOMERY EL	41.8750	21.0000	20.8750	15.0000
HOUSTON ISD	MT HEBRON ACADEMY	1.0000	0.0000	1.0000	0.0000
HOUSTON ISD	NEFF EL	61.4833	50.3166	11.1667	5.0000
HOUSTON ISD	NORTH DISTRICT ALTERNATIVE	3.6882	2.5108	1.1774	1.0002
HOUSTON ISD	NORTHLINE EL	50.8887	43.8888	6.9999	5.0000
HOUSTON ISD	OAK FOREST EL	43.9999	39.9999	4.0000	4.0000
HOUSTON ISD	OATES EL	26.0000	21.0000	5.0000	4.0000
HOUSTON ISD	ORTIZ MIDDLE	43.2175	29.3989	13.8186	9.4994
HOUSTON ISD	OSBORNE EL	27.4718	19.4818	7.9900	3.0000
HOUSTON ISD	PARK PLACE EL	55.5000	36.5172	18.9828	5.0000
HOUSTON ISD	PARKER EL	50.8005	47.6336	3.1669	3.0002
HOUSTON ISD	PATRICK HENRY MIDDLE	58.6017	37.6396	20.9621	15.1300
HOUSTON ISD	PATTERSON EL	49.3931	38.3931	11.0000	10.0000
HOUSTON ISD	PECK EL	19.9999	14.1000	5.8999	3.9999
HOUSTON ISD	PERFOR & VIS ARTS H S	32.2976	28.7056	3.5920	2.2706
HOUSTON ISD	PERSHING MIDDLE	83.7914	70.0196	13.7718	8.0002
HOUSTON ISD	PETERSEN EL	44.7326	34.5659	10.1667	6.0000
HOUSTON ISD	PILGRIM EL	44.4750	24.4750	20.0000	8.0000
HOUSTON ISD	PIN OAK MIDDLE SCHOOL	6.5217	5.9856	0.5361	0.3099
HOUSTON ISD	PINEY POINT EL	53.8591	48.8591	5.0000	3.0000
HOUSTON ISD	PLEASANTVILLE EL	22.9999	19.9999	3.0000	3.0000
HOUSTON ISD	POE EL	49.0004	43.8335	5.1669	3.0002
HOUSTON ISD	PORT HOUSTON EL	20.0001	11.4287	8.5714	4.9999
HOUSTON ISD	PROJECT CHRYSALIS MIDDLE	6.0702	5.0354	1.0348	0.0000
HOUSTON ISD	PUGH EL	27.0980	19.9314	7.1666	2.9999
HOUSTON ISD	REAGAN H S	85.9233	67.7518	18.1715	13.7397
HOUSTON ISD	RED EL	29.7501	26.3750	3.3751	2.0000
HOUSTON ISD	REVERE MIDDLE	52.6672	43.5187	9.1485	3.2269
HOUSTON ISD	REYNOLDS EL	20.0000	18.0000	2.0000	1.0000
HOUSTON ISD	RHOADS EL	16.8857	15.8857	1.0000	1.0000
HOUSTON ISD	RICE SCH	67.5684	60.2439	7.3245	2.0000
HOUSTON ISD	RIVER OAKS EL	39.0000	36.0000	3.0000	1.0000

District Name	Campus Name	Total FTE	In Field	Out of Field	No Certification
HOUSTON ISD	ROBERTS EL	38.8758	32.8754	6.0004	3.0000
HOUSTON ISD	ROBINSON EL	41.0006	28.4290	12.5716	10.0000
HOUSTON ISD	RODRIGUEZ EL	61.6803	49.6803	12.0000	3.0000
HOUSTON ISD	ROOSEVELT EL	32.9998	27.6665	5.3333	3.0000
HOUSTON ISD	ROSS EL	23.9778	12.1335	11.8443	8.4776
HOUSTON ISD	RUCKER EL	41.0000	35.0000	6.0000	5.0000
HOUSTON ISD	RUSK EL	19.7714	11.3857	8.3857	7.8857
HOUSTON ISD	RYAN MIDDLE	28.3831	18.2694	10.1137	7.2483
HOUSTON ISD	SAM HOUSTON H S	125.4128	79.9188	45.4940	38.3769
HOUSTON ISD	SANCHEZ EL	30.8593	27.8594	2.9999	2.0000
HOUSTON ISD	SANDERSON EL	14.0000	12.0000	2.0000	1.0000
HOUSTON ISD	SANDS POINT EL	20.0000	16.9874	3.0126	2.0000
HOUSTON ISD	SCARBOROUGH EL	44.8824	36.8824	8.0000	4.0000
HOUSTON ISD	SCARBOROUGH H S	46.1741	29.7416	16.4325	12.1493
HOUSTON ISD	SCHOOL AT POST OAK	11.9999	6.9999	5.0000	3.0000
HOUSTON ISD	SCOTT EL	24.0000	21.0000	3.0000	2.0000
HOUSTON ISD	SCROGGINS EL	32.6004	25.8337	6.7667	3.0000
HOUSTON ISD	SEGUIN EL	41.0006	33.6077	7.3929	6.0000
HOUSTON ISD	SHADOWBRIAR EL	34.9996	31.9996	3.0000	3.0000
HOUSTON ISD	SHARPSTOWN H S	83.0685	61.9143	21.1542	11.5402
HOUSTON ISD	SHARPSTOWN MIDDLE	69.4682	52.3912	17.0770	10.2390
HOUSTON ISD	SHEARN EL	25.6570	15.8994	9.7576	5.0000
HOUSTON ISD	SHERMAN EL	35.8834	23.8834	12.0000	7.0000
HOUSTON ISD	SINCLAIR EL	37.9999	33.9999	4.0000	2.0000
HOUSTON ISD	SMITH EDUCATION CENTER	21.6668	17.4033	4.2635	1.4205
HOUSTON ISD	SMITH EL	53.0000	43.4783	9.5217	4.0000
HOUSTON ISD	SOUTH DISTRICT ALTERNATIVE	3.8662	3.8662	0.0000	0.0000
HOUSTON ISD	SOUTHMAYD EL	39.8830	34.5972	5.2858	3.0000
HOUSTON ISD	STERLING H S	48.2589	32.6739	15.5850	10.7527
HOUSTON ISD	STEVENS EL	40.8754	35.5003	5.3751	4.8750
HOUSTON ISD	STEVENSON EL	23.0000	21.0000	2.0000	1.0000
HOUSTON ISD	STEVENSON MIDDLE	54.2033	37.6686	16.5347	3.4178
HOUSTON ISD	SUGAR GROVE EL	30.0004	27.8337	2.1667	2.0000
HOUSTON ISD	SUTTON EL	59.3210	46.2139	13.1071	9.0000
HOUSTON ISD	T H ROGERS EL	34.4730	32.2782	2.1948	1.0000
HOUSTON ISD	T H ROGERS SEC	40.2869	36.1900	4.0969	2.2583
HOUSTON ISD	THOMAS MIDDLE	38.3433	28.1795	10.1638	6.5225
HOUSTON ISD	THOMPSON EL	43.8106	33.1439	10.6667	1.0000
HOUSTON ISD	TIJERINA EL	45.0004	41.3337	3.6667	1.0000
HOUSTON ISD	TINSLEY EL	41.0000	37.0000	4.0000	4.0000
HOUSTON ISD	TRAVIS EL	36.0000	31.5000	4.5000	1.0000
HOUSTON ISD	TSU/HISD LAB SCHOOL	7.5000	6.5000	1.0000	0.0000
HOUSTON ISD	TURNER EL	20.2500	14.0000	6.2500	5.2500
HOUSTON ISD	TWAIN EL	42.9999	40.3635	2.6364	0.0000
HOUSTON ISD	VALLEY WEST EL	34.8756	29.3040	5.5716	1.0000
HOUSTON ISD	WAINWRIGHT EL	41.3750	32.5000	8.8750	7.0000
HOUSTON ISD	WALNUT BEND EL	44.9830	38.4830	6.5000	3.0000
HOUSTON ISD	WALTRIP H S	81.6912	72.2527	9.4385	5.0010
HOUSTON ISD	WASHINGTON B T H S	58.0676	48.5302	9.5374	2.0000
HOUSTON ISD	WELCH MIDDLE	67.5325	51.1863	16.3462	5.9997
HOUSTON ISD	WESLEY EL	43.3426	24.8650	18.4776	15.4776
HOUSTON ISD	WEST BRIAR MIDDLE	67.8749	40.4738	27.4011	15.7667
HOUSTON ISD	WEST UNIVERSITY EL	62.9996	59.1663	3.8333	1.0000
HOUSTON ISD	WESTBURY H S	101.6516	76.6727	24.9789	14.6358
HOUSTON ISD	WESTSIDE H S	132.0881	103.6331	28.4550	15.2740
HOUSTON ISD	WHARTON EL	22.0000	16.0000	6.0000	4.0000

District Name	Campus Name	Total FTE	In Field	Out of Field	No Certification
HOUSTON ISD	WHEATELY DEVELOPMENT CHILD	2.0000	2.0000	0.0000	0.0000
HOUSTON ISD	WHEATLEY H S	46.0202	31.2356	14.7846	9.1029
HOUSTON ISD	WHIDBY EL	33.5088	30.1498	3.3590	1.3590
HOUSTON ISD	WHITE EL	48.1872	44.3122	3.8750	2.0000
HOUSTON ISD	WHITTIER EL	28.0002	24.8335	3.1667	3.0000
HOUSTON ISD	WILL ROGERS EL	35.5002	23.5001	12.0001	4.0001
HOUSTON ISD	WILSON EL	24.9360	15.1105	9.8255	9.0001
HOUSTON ISD	WINDSOR VILLAGE EL	40.0000	33.0000	7.0000	5.0000
HOUSTON ISD	WOODSON EL	14.8857	12.8857	2.0000	2.0000
HOUSTON ISD	WOODSON MIDDLE	37.1890	31.5235	5.6655	1.5209
HOUSTON ISD	WORTHING H S	47.6966	34.8100	12.8866	8.1319
HOUSTON ISD	YATES H S	64.2145	40.2969	23.9176	16.0146
HOUSTON ISD	YOUNG EL	18.8874	15.7543	3.1331	2.8787
HOWE ISD	HOWE EL	25.2504	24.2504	1.0000	1.0000
HOWE ISD	HOWE H S	26.7594	20.6532	6.1062	2.2579
HOWE ISD	HOWE MIDDLE	21.0994	17.4204	3.6790	0.7493
HUBBARD ISD	HUBBARD EL	20.8500	19.3745	1.4755	0.3366
HUBBARD ISD	HUBBARD H S	12.2448	8.4440	3.8008	1.9175
HUBBARD ISD	HUBBARD MIDDLE	7.1810	6.5248	0.6562	0.0826
HUCKABAY ISD	HUCKABAY SCHOOL	18.3041	17.0208	1.2833	0.0000
HUDSON ISD	HUDSON EL	32.0028	28.0024	4.0004	3.0003
HUDSON ISD	HUDSON H S	44.4360	34.4450	9.9910	4.9785
HUDSON ISD	HUDSON MS	41.9050	34.9540	6.9510	3.3545
HUDSON ISD	STUBBLEFIELD LRN CTR	5.1433	2.4099	2.7334	2.0000
HUDSON ISD	W F PEAVY PRIMARY	26.0004	23.7708	2.2296	1.0000
HUFFMAN ISD	BOWEN EL	41.7282	38.8485	2.8797	2.5000
HUFFMAN ISD	COPELAND INT	36.7334	34.5005	2.2329	2.2329
HUFFMAN ISD	HARGRAVE H S	50.1514	40.5754	9.5760	4.3010
HUFFMAN ISD	HUFFMAN MIDDLE	37.1210	29.2542	7.8668	3.5520
HUGHES SPRINGS ISD	HUGHES SPRINGS ELEMENTARY	32.0380	29.7042	2.3338	0.0000
HUGHES SPRINGS ISD	HUGHES SPRINGS HIGH SCHOOL	22.4139	18.0594	4.3545	1.5904
HUGHES SPRINGS ISD	HUGHES SPRINGS J H	18.7812	10.2453	8.5359	0.8379
HULL-DAISETTA ISD	HULL-DAISETTA EL	22.9999	17.9999	5.0000	4.0000
HULL-DAISETTA ISD	HULL-DAISETTA H S	19.9114	13.5045	6.4069	5.1172
HULL-DAISETTA ISD	HULL-DAISETTA J H	9.3216	5.4624	3.8592	2.3083
HUMBLE ISD	ATASCOCITA MIDDLE	75.0813	61.2509	13.8304	8.9446
HUMBLE ISD	BEAR BRANCH EL	34.5567	29.6513	4.9054	1.0002
HUMBLE ISD	CREEKWOOD MIDDLE	60.9809	49.3958	11.5851	7.9787
HUMBLE ISD	DEERWOOD EL	35.8955	28.3218	7.5737	3.5104
HUMBLE ISD	EARLY LEARNING WING	58.5497	39.1710	19.3787	11.8767
HUMBLE ISD	ELM GROVE EL	37.2451	32.8550	4.3901	2.9990
HUMBLE ISD	FOSTER EL	37.6011	33.1279	4.4732	2.8648
HUMBLE ISD	GREENTREE EL	41.4341	35.1794	6.2547	4.9505
HUMBLE ISD	HIDDEN HOLLOW EL	30.8510	28.9474	1.9036	0.0000
HUMBLE ISD	HIGHPOINT NORTH ALTER	0.1429	0.1429	0.0000	0.0000
HUMBLE ISD	HUMBLE EL	57.9279	46.7648	11.1631	2.9988
HUMBLE ISD	HUMBLE H S	239.5272	185.5126	54.0146	33.2984
HUMBLE ISD	HUMBLE MIDDLE	69.2813	53.9986	15.2827	6.6820
HUMBLE ISD	JACK M FIELDS SR EL	58.5575	36.2213	22.3362	11.5615
HUMBLE ISD	KINGWOOD H S	193.6422	162.5132	31.1290	14.1535
HUMBLE ISD	KINGWOOD MIDDLE	52.1052	38.5470	13.5582	6.1695
HUMBLE ISD	LAKELAND EL	52.7813	42.6491	10.1322	3.8227
HUMBLE ISD	MAPLEBROOK ELEMENTARY	56.8095	49.7430	7.0665	3.9404
HUMBLE ISD	NORTH BELT EL	40.5338	30.7689	9.7649	3.9996
HUMBLE ISD	OAK FOREST EL	48.9475	42.9364	6.0111	2.4373

District Name	Campus Name	Total FTE	In Field	Out of Field	No Certification
HUMBLE ISD	OAKS EL	40.4458	35.6346	4.8112	2.0000
HUMBLE ISD	PINEFOREST EL	44.5593	36.8839	7.6754	3.0000
HUMBLE ISD	QUEST H S	12.6515	8.7366	3.9149	0.5714
HUMBLE ISD	RIVERWOOD MIDDLE	58.0461	49.2521	8.7940	5.2540
HUMBLE ISD	SHADOW FOREST EL	41.4924	38.1816	3.3108	0.9996
HUMBLE ISD	TIMBERS EL	39.8360	37.1156	2.7204	1.0000
HUMBLE ISD	TIMBERWOOD MIDDLE	75.7310	60.2700	15.4610	8.1673
HUMBLE ISD	WHISPERING PINES EL	53.9908	49.7738	4.2170	1.0002
HUMBLE ISD	WILLOW CREEK EL	34.8423	29.5579	5.2844	2.9992
HUMBLE ISD	WOODLAND HILLS EL	37.9357	35.3273	2.6084	2.0000
HUNT ISD	HUNT EL	15.8850	12.6163	3.2687	0.0625
HUNTINGTON ISD	HUNTINGTON EL	27.2364	23.4437	3.7927	3.4582
HUNTINGTON ISD	HUNTINGTON H S	30.1722	20.0283	10.1439	7.0514
HUNTINGTON ISD	HUNTINGTON INT	13.4603	13.2103	0.2500	0.0000
HUNTINGTON ISD	HUNTINGTON MIDDLE	23.5193	19.1649	4.3544	2.8740
HUNTINGTON ISD	PRIDE ALTER SCH	3.1873	1.7855	1.4018	0.0000
HUNTSVILLE ISD	GIBBS EL	24.0000	22.8000	1.2000	0.0000
HUNTSVILLE ISD	HUNTSVILLE ALTERNATIVE DISCIPLINE	6.4602	3.4602	3.0000	2.5000
HUNTSVILLE ISD	HUNTSVILLE EL	36.9999	33.7999	3.2000	2.0000
HUNTSVILLE ISD	HUNTSVILLE H S	92.9597	71.8556	21.1041	9.9821
HUNTSVILLE ISD	HUNTSVILLE INT	56.0000	52.0000	4.0000	3.0000
HUNTSVILLE ISD	MANCE PARK MIDDLE	58.5568	47.1165	11.4403	3.6385
HUNTSVILLE ISD	SAMUEL HOUSTON EL	37.0000	32.5000	4.5000	3.0000
HUNTSVILLE ISD	SCOTT JOHNSON EL	43.9999	36.7999	7.2000	4.0000
HUNTSVILLE ISD	STEWART EL	43.0000	39.8000	3.2000	3.0000
HUNTSVILLE ISD	WESTMORELAND LEARNING CENTER	2.4999	1.0000	1.4999	1.4999
HURST-EULESS-BEDFORD ISD	ALTER ED PROG	3.4294	3.4294	0.0000	0.0000
HURST-EULESS-BEDFORD ISD	BEDFORD HEIGHTS EL	38.0012	36.8583	1.1429	0.0000
HURST-EULESS-BEDFORD ISD	BEDFORD J H	41.5530	33.7125	7.8405	3.4755
HURST-EULESS-BEDFORD ISD	BELL H S	103.7392	89.0259	14.7133	3.0523
HURST-EULESS-BEDFORD ISD	BELL MANOR EL	40.4349	40.2920	0.1429	0.0000
HURST-EULESS-BEDFORD ISD	BELLAIRE EL	41.9078	36.5015	5.4063	3.4063
HURST-EULESS-BEDFORD ISD	CENTRAL J H	43.7261	39.5333	4.1928	0.0000
HURST-EULESS-BEDFORD ISD	DONNA PARK	32.9442	31.9440	1.0002	1.0002
HURST-EULESS-BEDFORD ISD	EULESS J H	45.2144	36.0892	9.1252	3.0002
HURST-EULESS-BEDFORD ISD	HARRISON LANE EL	33.9180	32.7751	1.1429	0.0000
HURST-EULESS-BEDFORD ISD	HARWOOD J H	48.9944	39.1406	9.8538	3.5007
HURST-EULESS-BEDFORD ISD	HOMEBOUND	4.0000	4.0000	0.0000	0.0000
HURST-EULESS-BEDFORD ISD	HURST HILLS EL	31.0084	31.0084	0.0000	0.0000
HURST-EULESS-BEDFORD ISD	HURST J H	48.0708	42.9132	5.1576	1.0002
HURST-EULESS-BEDFORD ISD	KEYS CTR	17.6293	15.6813	1.9480	0.0000
HURST-EULESS-BEDFORD ISD	LAKWOOD EL	40.0020	38.8589	1.1431	0.0000
HURST-EULESS-BEDFORD ISD	MEADOW CREEK EL	39.5474	37.4045	2.1429	1.0000
HURST-EULESS-BEDFORD ISD	MIDWAY PARK EL	42.7037	40.7036	2.0001	2.0001

District Name	Campus Name	Total FTE	In Field	Out of Field	No Certification
HURST-EULESS-BEDFORD ISD	NORTH EULESS EL	37.8853	35.8849	2.0004	2.0004
HURST-EULESS-BEDFORD ISD	OAKWOOD TERRACE EL	43.9427	40.0015	3.9412	3.9412
HURST-EULESS-BEDFORD ISD	RIVER TRAILS ELEMENTARY SCHOOL	39.8695	38.3695	1.5000	1.0000
HURST-EULESS-BEDFORD ISD	SHADY BROOK EL	34.0032	32.8603	1.1429	1.0000
HURST-EULESS-BEDFORD ISD	SHADY OAKS EL	32.5048	31.0984	1.4064	1.4064
HURST-EULESS-BEDFORD ISD	SOUTH EULESS EL	39.0035	38.5035	0.5000	0.0000
HURST-EULESS-BEDFORD ISD	SPRING GARDEN EL	39.0037	37.5037	1.5000	0.0000
HURST-EULESS-BEDFORD ISD	STONEGATE EL	29.4086	27.9086	1.5000	0.0000
HURST-EULESS-BEDFORD ISD	TRANSITION PROGRAM	1.0000	1.0000	0.0000	0.0000
HURST-EULESS-BEDFORD ISD	TRINITY H S	110.6193	99.4205	11.1988	3.4975
HURST-EULESS-BEDFORD ISD	WEST HURST EL	29.3142	29.3142	0.0000	0.0000
HURST-EULESS-BEDFORD ISD	WILSHIRE EL	38.4051	37.9051	0.5000	0.0000
HUTTO ISD	HUTTO EL	48.9978	48.3452	0.6526	0.0000
HUTTO ISD	HUTTO H S	47.2625	40.6253	6.6372	2.9999
HUTTO ISD	HUTTO MIDDLE SCHOOL	43.2006	37.7307	5.4699	2.0005
HUTTO ISD	HUTTO PRIMARY SCHOOL	52.3035	49.2893	3.0142	2.5000
I AM THAT I AM ACADEMY	I AM THAT I AM ACADEMY	6.9542	1.9545	4.9997	3.9997
IDALOU ISD	IDALOU EL	21.6676	21.6676	0.0000	0.0000
IDALOU ISD	IDALOU H S	22.4929	20.9931	1.4998	0.0000
IDALOU ISD	IDALOU MIDDLE	16.0476	13.8462	2.2014	0.7920
IDEA ACADEMY THE	IDEA ACADEMY THE	40.6951	25.5052	15.1899	7.2057
INDUSTRIAL ISD	INDUSTRIAL H S	26.1706	19.7405	6.4301	1.9996
INDUSTRIAL ISD	INDUSTRIAL J H	18.7358	14.4736	4.2622	0.0000
INDUSTRIAL ISD	INEZ EL	13.9419	13.6898	0.2521	0.0000
INDUSTRIAL ISD	LAWARD EL	18.0037	16.2665	1.7372	1.0000
INGLESIDE ISD	BLASCHKE/SHELDON ELEMENTARY	21.8321	18.6571	3.1750	2.8434
INGLESIDE ISD	ELIZABETH COOK PRIMARY	21.9994	20.6661	1.3333	1.0000
INGLESIDE ISD	GILBERT J MIRCOVICH ELEMENTARY	35.8331	33.8331	2.0000	0.0000
INGLESIDE ISD	INGLESIDE H S	35.1305	25.8708	9.2597	7.0215
INGLESIDE ISD	LEON TAYLOR J H	22.6540	17.2973	5.3567	1.9874
INGRAM ISD	INGRAM-TOM MOORE H S	38.5473	28.9931	9.5542	1.3130
INGRAM ISD	INGRAM EL	45.8081	42.4745	3.3336	3.0002
INGRAM ISD	INGRAM MIDDLE	20.7188	16.0570	4.6618	0.0000
INSPIRED ACADEMY VISION	INSPIRED VISION	14.8880	4.3954	10.4926	10.1148
INSPIRED ACADEMY VISION	INSPIRED VISION ACADEMY	15.0000	3.0000	12.0000	12.0000
IOLA ISD	IOLA EL	19.9734	17.3709	2.6025	2.4596
IOLA ISD	IOLA H S	16.2383	11.1257	5.1126	3.1406
IOWA PARK CONS ISD	BRADFORD EL	24.4652	24.4252	0.0400	0.0000
IOWA PARK CONS ISD	IOWA PARK H S	40.3139	34.0739	6.2400	3.3253
IOWA PARK CONS ISD	KIDWELL EL	26.4657	25.3054	1.1603	0.0000
IOWA PARK CONS ISD	SHARED SERVICE ARRANGEMENTS	0.1935	0.1935	0.0000	0.0000
IOWA PARK CONS ISD	W F GEORGE MIDDLE	28.4290	26.1495	2.2795	0.0000
IRA ISD	IRA SCHOOL	14.4080	9.3803	5.0277	3.5405
IRAAN-SHEFFIELD ISD	IRAAN EL	17.0441	15.7331	1.3110	0.9028
IRAAN-SHEFFIELD ISD	IRAAN H S	15.3027	12.5846	2.7181	0.9149

District Name	Campus Name	Total FTE	In Field	Out of Field	No Certification
IRAAN-SHEFFIELD ISD	IRAAN J H	6.2836	5.2764	1.0072	0.0000
IRAAN-SHEFFIELD ISD	T Y C SHEFFIELD CAMPUS	5.0006	3.1473	1.8533	0.0000
IREDELL ISD	IREDELL SCHOOL	15.5498	12.7063	2.8435	2.0005
IRION CO ISD	IRION EL	13.6959	13.4114	0.2845	0.0000
IRION CO ISD	IRION H S	14.2826	11.6539	2.6287	0.0000
IRVING ISD	ALL CAMPUSES	6.0000	4.0000	2.0000	1.0000
IRVING ISD	AUSTIN MIDDLE	53.0336	31.7652	21.2684	11.2384
IRVING ISD	BARTON EL	44.9659	35.2352	9.7307	5.1255
IRVING ISD	BOWIE MIDDLE	61.1065	38.7524	22.3541	12.5139
IRVING ISD	BRANDENBURG EL	45.1735	35.4931	9.6804	7.3661
IRVING ISD	BRITAIN EL	55.9035	39.5773	16.3262	13.0438
IRVING ISD	BROWN EL	46.9102	34.8486	12.0616	8.9881
IRVING ISD	CLIFTON EARLY CHILDHOOD	24.7219	17.9999	6.7220	6.0000
IRVING ISD	CROCKETT MIDDLE	64.1719	35.1616	29.0103	17.9999
IRVING ISD	DAVIS EL	45.9108	37.4762	8.4346	5.6813
IRVING ISD	ELLIOTT EL	46.5064	33.8085	12.6979	7.3778
IRVING ISD	FARINE EL	45.7368	36.9379	8.7989	4.3352
IRVING ISD	GILBERT F M EL	43.4896	33.3836	10.1060	6.1396
IRVING ISD	GILBERT TRANSITIONAL	9.5892	4.6232	4.9660	3.1535
IRVING ISD	GOOD EL	48.6238	39.2043	9.4195	7.9713
IRVING ISD	HALEY J EL	47.3759	34.1997	13.1762	9.7225
IRVING ISD	HALEY T EL	39.6310	36.2257	3.4053	1.7324
IRVING ISD	HANES EL	40.3561	34.6897	5.6664	3.9481
IRVING ISD	HOUSTON MIDDLE	55.4819	40.1677	15.3142	8.4325
IRVING ISD	IRVING H S	107.1277	78.3572	28.7705	18.7780
IRVING ISD	JACKIE MAE TOWNSELL ELEMENTARY	45.8916	33.6974	12.1942	8.9748
IRVING ISD	JOHNSTON EL	36.9392	27.4220	9.5172	4.7996
IRVING ISD	KEYES EL	54.7318	42.0506	12.6812	6.5726
IRVING ISD	KINKEADE EARLY CHILDHOOD	23.0001	16.0001	7.0000	4.0000
IRVING ISD	LAMAR MIDDLE	61.5413	43.3415	18.1998	9.3103
IRVING ISD	LEE EL	38.8159	29.9818	8.8341	3.4233
IRVING ISD	LIVELY EL	48.3437	41.4027	6.9410	5.2308
IRVING ISD	LORENZO DE ZAVALA MIDDLE	53.6708	41.9468	11.7240	6.3227
IRVING ISD	MACARTHUR H S	118.1001	91.6935	26.4066	12.0969
IRVING ISD	NIMITZ H S	103.3882	74.9919	28.3963	17.0634
IRVING ISD	PIERCE EARLY CHILDHOOD	23.9252	14.9252	9.0000	6.0000
IRVING ISD	SCHULZE EL	43.1879	37.1635	6.0244	4.3567
IRVING ISD	SECONDARY REASSIGN CTR	10.0000	8.0000	2.0000	0.0000
IRVING ISD	THE ACADEMY OF IRVING ISD	76.5686	60.1593	16.4093	11.1298
IRVING ISD	TOWNLEY EL	44.9373	38.4142	6.5231	4.4647
IRVING ISD	TRAVIS MIDDLE	60.0034	49.4642	10.5392	7.0007
IRVING ISD	UNION BOWER CENTER FOR LEARNING	31.0049	22.8267	8.1782	5.6360
ITALY ISD	ITALY H S	23.9562	17.6166	6.3396	1.0000
ITALY ISD	STAFFORD EL	28.3680	27.3789	0.9891	0.9891
ITASCA ISD	ITASCA EL	18.3634	16.8144	1.5490	1.4844
ITASCA ISD	ITASCA H S	11.3664	8.1944	3.1720	0.3028
ITASCA ISD	ITASCA J H	4.6732	3.5422	1.1310	0.3438
JACKSBORO ISD	ALTER SCH	0.6723	0.0545	0.6178	0.0000
JACKSBORO ISD	JACKSBORO EL	33.1344	33.1344	0.0000	0.0000
JACKSBORO ISD	JACKSBORO H S	25.8561	20.0351	5.8210	3.2735
JACKSBORO ISD	JOHN LOWRANCE MIDDLE	19.3388	16.7628	2.5760	0.7260
JACKSONVILLE ISD	COMPASS CENTER	13.2489	8.6661	4.5828	2.6664
JACKSONVILLE ISD	EAST SIDE ELEMENTARY	38.5705	28.4265	10.1440	7.0000
JACKSONVILLE ISD	FRED DOUGLASS	40.4804	25.1416	15.3388	11.9998
JACKSONVILLE ISD	JACKSONVILLE H S	79.8523	56.2054	23.6469	13.5272

District Name	Campus Name	Total FTE	In Field	Out of Field	No Certification
JACKSONVILLE ISD	JACKSONVILLE MIDDLE	44.3140	27.4580	16.8560	12.7239
JACKSONVILLE ISD	JOE WRIGHT ELEMENTARY	30.6631	28.5791	2.0840	1.0000
JACKSONVILLE ISD	NICHOLS INTERMEDIATE	39.7908	36.9859	2.8049	2.0002
JACKSONVILLE ISD	WEST SIDE ELEMENTARY	28.0926	24.0926	4.0000	3.0000
JAMIE'S HOUSE CHARTER SCHOOL	JAMIE'S HOUSE CHARTER SCHOOL	3.8028	0.5713	3.2315	2.8028
JARRELL ISD	JARRELL EL	24.7995	24.7995	0.0000	0.0000
JARRELL ISD	JARRELL H S	17.7770	15.1811	2.5959	1.0003
JARRELL ISD	JARRELL MIDDLE	12.1278	9.5323	2.5955	0.0000
JASPER ISD	J H ROWE INTERMEDIATE	29.8139	27.3931	2.4208	2.0000
JASPER ISD	JASPER H S	60.7024	43.8360	16.8664	6.9996
JASPER ISD	JASPER JUNIOR HIGH	35.0212	21.6706	13.3506	7.0007
JASPER ISD	JEAN C FEW PRIMARY SCHOOL	52.1492	36.4849	15.6643	0.8879
JASPER ISD	PARNELL EL	35.2516	24.8744	10.3772	2.0000
JAYTON-GIRARD ISD	JAYTON SCHOOLS	12.3928	10.9769	1.4159	0.0000
JEAN MASSIEU ACADEMY	JEAN MASSIEU ACADEMY	13.1662	7.4998	5.6664	5.6664
JEFFERSON ISD	JEFFERSON EL	14.3362	12.3040	2.0322	2.0322
JEFFERSON ISD	JEFFERSON H S	28.0460	22.5524	5.4936	4.9526
JEFFERSON ISD	JEFFERSON JUNIOR HIGH	27.1438	21.6692	5.4746	4.2846
JESSE JACKSON ACADEMY	JESSE JACKSON ACADEMY	8.7869	0.0000	8.7869	6.8917
JIM HOGG COUNTY ISD	HEBBRONVILLE EL	32.9819	28.0702	4.9117	1.8236
JIM HOGG COUNTY ISD	HEBBRONVILLE H S	23.3661	15.6292	7.7369	1.6432
JIM HOGG COUNTY ISD	HEBBRONVILLE J H	15.8572	9.1983	6.6589	1.8577
JIM NED CONS ISD	BUFFALO GAP EL	16.6792	16.5230	0.1562	0.0000
JIM NED CONS ISD	JIM NED H S	23.7882	19.8731	3.9151	2.3422
JIM NED CONS ISD	JIM NED MIDDLE	17.0342	13.9706	3.0636	0.8396
JIM NED CONS ISD	LAWN EL	16.3198	15.2845	1.0353	0.0000
JIM NED CONS ISD	SHARED SERVICE ARRANGEMENTS	1.0000	1.0000	0.0000	0.0000
JOAQUIN ISD	JOAQUIN EL	29.3537	29.1465	0.2072	0.0000
JOAQUIN ISD	JOAQUIN H S	14.3700	9.3300	5.0400	1.0001
JOAQUIN ISD	JOAQUIN JR HIGH SCHOOL	6.9550	5.3775	1.5775	0.0000
JOHN H WOOD CHARTER SCHOOL	HAYS JUVENILE CENTER	7.0000	3.0000	4.0000	4.0000
JOHN H WOOD CHARTER SCHOOL	JOHN H WOOD CHARTER SCHOOL	1.0000	1.0000	0.0000	0.0000
JOHNSON CITY ISD	LYNDON B JOHNSON EL	23.8994	22.2709	1.6285	0.6788
JOHNSON CITY ISD	LYNDON B JOHNSON H S	15.3701	11.4829	3.8872	1.8133
JOHNSON CITY ISD	LYNDON B JOHNSON MIDDLE	13.7390	11.2316	2.5074	1.7733
JONESBORO ISD	JONESBORO SCHOOL	17.5108	13.3375	4.1733	1.9937
JOSHUA ISD	A G ELDER EL	30.3610	28.3610	2.0000	2.0000
JOSHUA ISD	ACCELERATED LRN CTR	5.3122	4.1954	1.1168	0.0000
JOSHUA ISD	H D STAPLES EL	28.1230	24.2996	3.8234	2.8234
JOSHUA ISD	JOSHUA H S	59.0190	51.5239	7.4951	4.0256
JOSHUA ISD	JOSHUA INTERMEDIATE	29.4230	29.4230	0.0000	0.0000
JOSHUA ISD	NORTH JOSHUA ELEMENTARY	31.5758	29.5758	2.0000	2.0000
JOSHUA ISD	R C LOFLIN MIDDLE	39.3076	35.9482	3.3594	0.0000
JOURDANTON ISD	ATASCOSA CO ALTER SCHOOL	0.3012	0.1682	0.1330	0.0000
JOURDANTON ISD	ATASCOSA COUNTY JUVENILE JUSTICE	1.0000	0.2000	0.8000	0.0000
JOURDANTON ISD	BIGFOOT ALTER SCH	5.1249	2.0238	3.1011	1.8346
JOURDANTON ISD	JOURDANTON EL	36.5514	30.6888	5.8626	3.0447
JOURDANTON ISD	JOURDANTON H S	23.4926	20.7345	2.7581	0.4308
JOURDANTON ISD	JOURDANTON J H	17.8687	14.8146	3.0541	1.2507
JUAN B GALAVIZ CHARTER SCHOOL	JUAN B GALAVIZ CHARTER SCHOOL	8.9983	1.0000	7.9983	5.9987
JUBILEE ACADEMIC CENTER	JUBILEE ACADEMIC CENTER	25.9350	5.0005	20.9345	20.1678

District Name	Campus Name	Total FTE	In Field	Out of Field	No Certification
JUDSON ISD	ALTER SCH	13.0000	11.0000	2.0000	1.0000
JUDSON ISD	BINZ-ENGLEMAN	64.4100	50.3865	14.0235	4.4408
JUDSON ISD	CANDLEWOOD EL	55.9092	53.5853	2.3239	1.0000
JUDSON ISD	CONVERSE EL	39.2038	37.0353	2.1685	2.0000
JUDSON ISD	CORONADO VILLAGE EL	44.9999	43.7979	1.2020	1.0000
JUDSON ISD	CRESTVIEW EL	46.8825	44.6594	2.2231	0.0000
JUDSON ISD	ED FRANZ EL	31.7166	30.4884	1.2282	1.0000
JUDSON ISD	ELOLF EL	39.9997	36.9997	3.0000	2.0000
JUDSON ISD	FOSTER ROAD HIGH SCHOOL	94.2025	74.0826	20.1199	10.6241
JUDSON ISD	HOPKINS EL	54.4198	54.2513	0.1685	0.0000
JUDSON ISD	JUDSON HIGH SCHOOL	153.8994	132.6753	21.2241	9.2934
JUDSON ISD	JUDSON LEARNING ACAD	5.0000	5.0000	0.0000	0.0000
JUDSON ISD	KIRBY MIDDLE	58.8002	53.3746	5.4256	3.2970
JUDSON ISD	KITTY HAWK MIDDLE	78.8666	70.2820	8.5846	4.0006
JUDSON ISD	MARY LOU HARTMAN	45.3634	37.3634	8.0000	8.0000
JUDSON ISD	MILLER POINT EL	43.7859	42.2242	1.5617	1.0000
JUDSON ISD	OLYMPIA EL	38.9998	34.9998	4.0000	4.0000
JUDSON ISD	PARK VILLAGE EL	42.7857	40.8982	1.8875	1.8875
JUDSON ISD	SPRING MEADOWS EL	38.0002	37.9440	0.0562	0.0000
JUDSON ISD	THOMPSON CTR	1.0000	1.0000	0.0000	0.0000
JUDSON ISD	WILLIAM PASCHALL ELEMENTARY	48.7921	47.0434	1.7487	0.7487
JUDSON ISD	WOODLAKE EL	50.4000	49.3719	1.0281	1.0000
JUDSON ISD	WOODLAKE HILLS MIDDLE	59.2141	51.6934	7.5207	2.5793
JUNCTION ISD	JUNCTION EL	28.5340	28.0375	0.4965	0.0000
JUNCTION ISD	JUNCTION H S	17.8838	14.3981	3.4857	0.8862
JUNCTION ISD	JUNCTION MIDDLE	12.9658	11.1206	1.8452	0.1462
JUNCTION ISD	SHARED SERVICE ARRANGEMENTS	0.0571	0.0571	0.0000	0.0000
KARNACK ISD	KARNACK EL	8.9044	8.4375	0.4669	0.0000
KARNACK ISD	KARNACK H S	10.0099	4.3114	5.6985	3.9211
KARNES CITY ISD	KARNES CITY H S	21.3715	14.7499	6.6216	2.3100
KARNES CITY ISD	KARNES CITY J H	14.1284	10.8982	3.2302	1.3101
KARNES CITY ISD	KARNES CITY J J A E P	0.8051	0.0000	0.8051	0.8051
KARNES CITY ISD	ROGER E SIDES EL	19.7130	18.9627	0.7503	0.7503
KATHERINE ANNE PORTER SCHOOL	KATHERINE ANNE PORTER SCHOOL	13.6426	4.0307	9.6119	7.5943
KATY ISD	BEAR CREEK EL	45.1439	39.8899	5.2540	2.7540
KATY ISD	CIMARRON EL	55.0900	50.0900	5.0000	1.0000
KATY ISD	CINCO RANCH H S	150.1277	134.4280	15.6997	7.3494
KATY ISD	CINCO RANCH JUNIOR HIGH	49.8641	42.3955	7.4686	4.1515
KATY ISD	DIANE WINBORN EL	54.6001	46.0999	8.5002	2.0000
KATY ISD	EDNA MAE FIELDER EL	49.4892	42.4892	7.0000	4.0000
KATY ISD	ELEMENTARY 22	84.2169	64.8560	19.3609	12.8610
KATY ISD	GARLAND MCMEANS JR HIGH	52.5403	46.5913	5.9490	0.0000
KATY ISD	HAZEL S PATTISON EL	56.4998	51.8332	4.6666	1.0000
KATY ISD	HIGH SCHOOL #6	52.9252	44.9606	7.9646	2.6405
KATY ISD	HIGH SCHOOL 5	107.1356	89.3248	17.8108	9.1214
KATY ISD	JAMES E WILLIAMS ELEMENTARY	60.4867	58.8201	1.6666	1.0000
KATY ISD	JEAN & BETTY SCHMALZ ELEMENTARY	68.6248	51.9003	16.7245	6.7246
KATY ISD	JEANETTE HAYES EL	54.8932	50.8932	4.0000	2.0000
KATY ISD	JUNIOR HIGH NINE	62.9393	45.5225	17.4168	8.2419
KATY ISD	KATY EL	35.6035	35.1035	0.5000	0.0000
KATY ISD	KATY H S	142.5043	122.2705	20.2338	9.1611
KATY ISD	KATY J H	59.7129	47.7068	12.0061	4.8589
KATY ISD	LORAIN T GOLBOW EL	60.3999	54.3999	6.0000	3.0000
KATY ISD	MAURICE L WOLFE ELEMENTARY	35.4456	26.9000	8.5456	2.5456

District Name	Campus Name	Total FTE	In Field	Out of Field	No Certification
KATY ISD	MAYDE CREEK EL	64.4530	47.7765	16.6765	5.0000
KATY ISD	MAYDE CREEK H S	152.0595	124.9205	27.1390	12.9268
KATY ISD	MAYDE CREEK J H	68.2603	54.7198	13.5405	7.9065
KATY ISD	MCRBERTS EL	67.2246	56.8984	10.3262	1.4171
KATY ISD	MEMORIAL PARKWAY EL	40.9898	34.9896	6.0002	0.0000
KATY ISD	MEMORIAL PARKWAY J H	52.6272	42.2991	10.3281	3.5909
KATY ISD	NOTTINGHAM COUNTRY EL	48.8936	44.3936	4.5000	1.0000
KATY ISD	OPPORT AWARENESS CTR	17.1374	13.6530	3.4844	2.8022
KATY ISD	ROBERT KING ELEMENTARY	57.4743	45.2951	12.1792	4.7380
KATY ISD	RODGER & ELLEN BECK J H	51.0641	43.6710	7.3931	2.5685
KATY ISD	ROOSEVELT ALEXANDER EL	57.3625	54.8625	2.5000	1.0000
KATY ISD	SHARED SERVICE ARRANGEMENTS	3.5000	3.5000	0.0000	0.0000
KATY ISD	SPECIAL SERVICES ANNEX	11.2000	5.2000	6.0000	1.0000
KATY ISD	SUE CREECH ELEMENTARY	55.4900	47.9900	7.5000	4.0000
KATY ISD	SUNDOWN EL	58.9271	50.0100	8.9171	0.4171
KATY ISD	T H MCDONALD J H	60.7761	48.5478	12.2283	6.1233
KATY ISD	TAYLOR H S	136.8339	117.2593	19.5746	11.7248
KATY ISD	WEST MEMORIAL EL	43.8823	38.2288	5.6535	1.9090
KATY ISD	WEST MEMORIAL J H	38.4091	36.7316	1.6775	0.8642
KATY ISD	ZELMA HUTSELL EL	59.8935	45.4253	14.4682	2.9735
KAUFMAN ISD	ALTERNATIVE LEARNING CENTER	8.1113	6.3971	1.7142	0.0000
KAUFMAN ISD	DISTRICT ADMINISTRATION	1.0000	1.0000	0.0000	0.0000
KAUFMAN ISD	KAUFMAN H S	53.7720	40.5364	13.2356	3.8298
KAUFMAN ISD	LUCILLE NASH INTERMEDIATE	26.7162	24.8449	1.8713	0.8713
KAUFMAN ISD	MONDAY PRIMARY	30.9207	25.9007	5.0200	3.0000
KAUFMAN ISD	NORMAN JR HIGH	35.9012	21.9167	13.9845	8.0976
KAUFMAN ISD	PHILLIPS ELEMENTARY	33.9561	32.2902	1.6659	0.0000
KEENE ISD	KEENE EL	21.7811	20.7811	1.0000	1.0000
KEENE ISD	KEENE H S	20.2592	16.8477	3.4115	1.6423
KEENE ISD	KEENE INT	8.5038	6.7008	1.8030	1.8030
KEENE ISD	KEENE J H	12.4809	8.7225	3.7584	1.9084
KELLER ISD	BEAR CREEK INT	50.0140	50.0140	0.0000	0.0000
KELLER ISD	BETTE PEROT	41.0171	39.0171	2.0000	2.0000
KELLER ISD	BLUEBONNET ELEMENTARY SCHOOL	43.5582	41.5582	2.0000	2.0000
KELLER ISD	CHISHOLM TRAIL INT	48.5915	44.9047	3.6868	3.6868
KELLER ISD	DISTRICT ADMINISTRATION	1.0000	1.0000	0.0000	0.0000
KELLER ISD	FLORENCE EL	34.2335	32.2335	2.0000	2.0000
KELLER ISD	FOSSIL HILL MIDDLE	47.4403	35.8123	11.6280	5.1299
KELLER ISD	FOSSIL RIDGE H S	107.2309	87.6591	19.5718	12.5664
KELLER ISD	FREEDOM ELEMENTARY SCHOOL	39.9807	36.9807	3.0000	2.0000
KELLER ISD	HERITAGE EL	30.7727	28.7727	2.0000	2.0000
KELLER ISD	HIDDEN LAKES ELEMENTARY	40.7439	39.7439	1.0000	1.0000
KELLER ISD	HILLWOOD MIDDLE SCHOOL	50.9588	37.6256	13.3332	3.4821
KELLER ISD	INDIAN SPRINGS MIDDLE SCHOOL	41.6825	35.1196	6.5629	0.0000
KELLER ISD	KELLER-HARVEL ELEMENTARY	35.0001	35.0001	0.0000	0.0000
KELLER ISD	KELLER H S	149.8072	128.6777	21.1295	8.6538
KELLER ISD	KELLER MIDDLE	49.7789	41.0346	8.7443	1.8391
KELLER ISD	LONE STAR ELEMENTARY	43.5000	40.5000	3.0000	3.0000
KELLER ISD	NEW DIRECTION LRN CTR	6.0948	6.0717	0.0231	0.0000
KELLER ISD	NEW HIGH SCHOOL	123.9709	97.9138	26.0571	11.9997
KELLER ISD	NORTH RIVERSIDE ELEMENTARY	37.8085	37.8085	0.0000	0.0000
KELLER ISD	PARK GLEN EL	33.5000	32.5000	1.0000	1.0000
KELLER ISD	PARKVIEW EL	42.7782	40.5782	2.2000	1.0000

District Name	Campus Name	Total FTE	In Field	Out of Field	No Certification
KELLER ISD	PARKWOOD HILL INTERMEDIATE	54.0519	50.1054	3.9465	3.9465
KELLER ISD	SHADY GROVE EL	29.6440	29.6440	0.0000	0.0000
KELLER ISD	SOUTH KELLER INTERMEDIATE	42.9144	41.3431	1.5713	1.5713
KELLER ISD	WHITLEY ROAD EL	42.5402	37.7701	4.7701	3.7701
KELLER ISD	WILLIS LANE EL	41.2184	40.7184	0.5000	0.5000
KELTON ISD	KELTON SCHOOL	9.0000	5.9346	3.0654	2.0000
KEMP ISD	DISTRICT ADMINISTRATION	0.3850	0.3850	0.0000	0.0000
KEMP ISD	KEMP HIGH SCHOOL	32.7396	23.3951	9.3445	5.5484
KEMP ISD	KEMP INTERMEDIATE SCHOOL	24.0089	22.1254	1.8835	1.8835
KEMP ISD	KEMP JUNIOR HIGH SCHOOL	21.1682	13.2842	7.8840	2.6508
KEMP ISD	KEMP PRIMARY SCHOOL	31.8484	30.8484	1.0000	0.0000
KENDLETON ISD	POWELL POINT EL	9.0000	4.0000	5.0000	5.0000
KENEDY COUNTY WIDE CSD	SARITA EL	9.5001	9.0001	0.5000	0.5000
KENEDY ISD	KARNES COUNTY ACADEMY	1.1914	0.0000	1.1914	0.0000
KENEDY ISD	KENEDY HIGH SCHOOL	19.4816	12.0254	7.4562	4.6312
KENEDY ISD	KENEDY ELEMENTARY SCHOOL	19.8342	16.4921	3.3421	2.3421
KENEDY ISD	KENEDY MIDDLE SCHOOL	15.7429	11.5565	4.1864	1.1472
KENNARD ISD	KENNARD EL	17.5068	16.9987	0.5081	0.0000
KENNARD ISD	KENNARD H S	16.7118	14.3558	2.3560	0.0000
KENNEDALE ISD	JAMES A ARTHUR EL	29.9999	26.9999	3.0000	2.0000
KENNEDALE ISD	JAMES F DELANEY PRI	35.9992	33.9993	1.9999	1.9999
KENNEDALE ISD	KENNEDALE H S	49.9634	39.7948	10.1686	5.9565
KENNEDALE ISD	KENNEDALE J H	33.1084	23.5416	9.5668	5.9998
KENNEDALE ISD	R F PATTERSON ELEMENTARY	28.9999	26.6863	2.3136	2.0000
KERENS ISD	KERENS SCHOOL	51.3415	46.8964	4.4451	1.7348
KERMIT ISD	EAST PRI	22.4397	15.8421	6.5976	3.9997
KERMIT ISD	KERMIT H S	27.7068	22.5166	5.1902	2.8588
KERMIT ISD	KERMIT J H	22.5651	17.3501	5.2150	1.8619
KERMIT ISD	PURPLE SAGE EL	21.3108	19.1630	2.1478	1.9999
KERRVILLE ISD	B T WILSON SIXTH GRADE SCHOOL	22.9706	20.9704	2.0002	0.0000
KERRVILLE ISD	DANIELS EL	38.4793	37.9101	0.5692	0.4025
KERRVILLE ISD	FRED H TALLY ELEMENTARY	29.2698	29.2698	0.0000	0.0000
KERRVILLE ISD	HILL COUNTRY HIGH SCHOOL	2.5319	1.6438	0.8881	0.0000
KERRVILLE ISD	K C J D C	4.3477	4.3477	0.0000	0.0000
KERRVILLE ISD	KERRVILLE DISCIPLINARY ALTERNATIVE	3.5103	3.2245	0.2858	0.0000
KERRVILLE ISD	NIMITZ EL	31.4733	30.3094	1.1639	0.0000
KERRVILLE ISD	PETERSON MIDDLE	47.8234	41.7295	6.0939	1.5000
KERRVILLE ISD	STARKEY EL	28.7511	27.5844	1.1667	0.0000
KERRVILLE ISD	TIVY H S	85.6139	78.5864	7.0275	0.0000
KILGORE ISD	CHANDLER EL	55.1885	54.1885	1.0000	0.0000
KILGORE ISD	DANVILLE ALTERNATIVE H S	4.5008	4.0721	0.4287	0.0000
KILGORE ISD	ELDER COOP ALTER SCHOOL	4.5705	2.2423	2.3282	0.0000
KILGORE ISD	KILGORE H S	80.2416	70.8599	9.3817	3.0001
KILGORE ISD	KILGORE HEIGHTS EL	27.5109	22.4433	5.0676	0.0000
KILGORE ISD	KILGORE INT	38.1087	38.1087	0.0000	0.0000
KILGORE ISD	MAUDE LAIRD MIDDLE	52.2668	45.2806	6.9862	2.9252
KILLEEN ISD	BELL CO DETENTION CTR	3.9989	1.7980	2.2009	0.0000
KILLEEN ISD	BELLAIRE EL	40.5252	36.2752	4.2500	4.0000
KILLEEN ISD	BROOKHAVEN INT	48.8427	42.8427	6.0000	6.0000
KILLEEN ISD	CEDAR VALLEY EL	45.1507	44.6507	0.5000	0.0000
KILLEEN ISD	CLARKE EL	47.2627	45.1281	2.1346	1.9679
KILLEEN ISD	CLEAR CREEK EL	49.1244	46.9815	2.1429	2.0000
KILLEEN ISD	CLIFTON PARK EL	34.0628	30.0002	4.0626	3.0626
KILLEEN ISD	DUNCAN EL	44.2046	42.7046	1.5000	1.0000

District Name	Campus Name	Total FTE	In Field	Out of Field	No Certification
KILLEEN ISD	EAST WARD EL	42.1297	37.0212	5.1085	5.0000
KILLEEN ISD	EASTERN HILLS MIDDLE	45.3958	36.3080	9.0878	2.1073
KILLEEN ISD	ELLISON H S	123.4467	102.2729	21.1738	14.9852
KILLEEN ISD	FAIRWAY MIDDLE	36.5671	26.9153	9.6518	4.5733
KILLEEN ISD	FOWLER EL	28.0281	28.0281	0.0000	0.0000
KILLEEN ISD	HARKER HEIGHTS EL	46.7272	44.5751	2.1521	1.8663
KILLEEN ISD	HARKER HEIGHTS HIGH SCHOOL	126.1589	112.7614	13.3975	7.9729
KILLEEN ISD	HAY BRANCH EL	52.8640	47.3399	5.5241	5.5241
KILLEEN ISD	HAYNES EL	40.6409	38.6409	2.0000	2.0000
KILLEEN ISD	IDUMA ELEMENTARY	54.7237	49.9804	4.7433	4.7433
KILLEEN ISD	IRA CROSS JR ELEMENTARY	35.3707	32.2239	3.1468	2.8610
KILLEEN ISD	KILLEEN ALTER CTR H S	8.1350	4.5389	3.5961	0.0000
KILLEEN ISD	KILLEEN H S	122.0548	104.8844	17.1704	11.8785
KILLEEN ISD	KILLEEN J J A E P	4.7781	4.4114	0.3667	0.0000
KILLEEN ISD	LIBERTY HILL MIDDLE	49.6096	33.7315	15.8781	8.4454
KILLEEN ISD	LIVE OAK RIDGE MIDDLE	42.9866	29.2641	13.7225	8.2302
KILLEEN ISD	MANOR MIDDLE	48.3092	36.6626	11.6466	5.7379
KILLEEN ISD	MAXDALE ELEMENTARY	50.9555	44.0197	6.9358	5.9358
KILLEEN ISD	MEADOWS EL	39.0624	38.0625	0.9999	0.9999
KILLEEN ISD	METROPLEX SCHOOL	0.9620	0.9620	0.0000	0.0000
KILLEEN ISD	MIDDLE LEVEL LRN CTR	8.2806	3.9972	4.2834	1.6472
KILLEEN ISD	MONTAGUE VILLAGE EL	43.9793	36.6504	7.3289	6.8289
KILLEEN ISD	MOUNTAIN VIEW EL	60.8640	55.4442	5.4198	4.9198
KILLEEN ISD	NEW COMANCHE IV ELEMENTARY SCHOOL	45.9341	36.9335	9.0006	7.0000
KILLEEN ISD	NEW COMANCHE IV MIDDLE SCHOOL	37.6761	28.4654	9.2107	4.4820
KILLEEN ISD	NEW HYMESSA ELEMENTARY SCHOOL	39.3097	36.4167	2.8930	2.8930
KILLEEN ISD	NEW MT LION MIDDLE SCHOOL	37.8470	28.3715	9.4755	3.4746
KILLEEN ISD	NOLAN MIDDLE	47.7234	39.2934	8.4300	4.0000
KILLEEN ISD	NOLANVILLE EL	49.8646	46.9288	2.9358	2.9358
KILLEEN ISD	PALO ALTO MIDDLE	46.8049	39.3347	7.4702	5.2672
KILLEEN ISD	PATHWAYS LEARNING CTR	9.5592	5.4111	4.1481	0.7713
KILLEEN ISD	PEEBLES EL	45.8808	41.3160	4.5648	3.6898
KILLEEN ISD	PERSHING PARK EL	45.2894	41.8268	3.4626	1.9626
KILLEEN ISD	RANCIER MIDDLE	42.8126	35.2310	7.5816	3.0513
KILLEEN ISD	REECES CREEK EL	50.6333	46.3796	4.2537	2.9679
KILLEEN ISD	SHOEMAKER HIGH SCHOOL	123.3885	102.9673	20.4212	13.3488
KILLEEN ISD	SMITH MIDDLE	33.8227	26.2543	7.5684	4.9998
KILLEEN ISD	SUGAR LOAF EL	36.0412	31.5410	4.5002	4.0002
KILLEEN ISD	TRIMMIER EL	51.3246	44.2109	7.1137	6.6851
KILLEEN ISD	VENABLE VILLAGE EL	37.0919	32.0919	5.0000	5.0000
KILLEEN ISD	WEST WARD EL	35.0245	29.2063	5.8182	5.8182
KILLEEN ISD	WILLOW SPRINGS EL	49.3009	46.3651	2.9358	2.9358
KINGSVILLE ISD	EPIPHANY SCH	0.5027	0.5027	0.0000	0.0000
KINGSVILLE ISD	GILLETT INT	44.2003	42.3155	1.8848	0.0000
KINGSVILLE ISD	H M KING HIGH SCHOOL	70.1705	60.3491	9.8214	7.1801
KINGSVILLE ISD	HARREL EL	14.0000	12.4000	1.6000	1.0000
KINGSVILLE ISD	HARVEY EL	15.2791	13.7791	1.5000	0.0000
KINGSVILLE ISD	HOMEBOUND	0.5000	0.5000	0.0000	0.0000
KINGSVILLE ISD	K E Y S ACADEMY	6.6003	6.5603	0.0400	0.0000
KINGSVILLE ISD	KLEBERG EL	32.9632	30.5838	2.3794	1.9627
KINGSVILLE ISD	L A S E R EXPULSION/SUSPENSION	4.0005	2.8466	1.1539	1.0001
KINGSVILLE ISD	LAMAR EL	23.7209	21.3343	2.3866	0.0000
KINGSVILLE ISD	MEMORIAL MIDDLE	37.8901	29.3867	8.5034	2.8932
KINGSVILLE ISD	PEREZ EL	28.9998	27.9998	1.0000	0.0000

District Name	Campus Name	Total FTE	In Field	Out of Field	No Certification
KINGSVILLE ISD	SHARED SERVICE ARRANGEMENTS	0.5000	0.5000	0.0000	0.0000
KINGSVILLE ISD	ST GERTRUDES SCH	0.4973	0.4973	0.0000	0.0000
KIPP INC CHARTER	KIPP ACADEMY	40.2128	15.5983	24.6145	20.1382
KIRBYVILLE CISD	KIRBYVILLE EL	46.3609	40.4658	5.8951	2.8770
KIRBYVILLE CISD	KIRBYVILLE HIGH SCHOOL	29.2476	23.6222	5.6254	1.8066
KIRBYVILLE CISD	KIRBYVILLE J H	17.2933	13.1563	4.1370	1.3548
KLEIN ISD	BENFER EL	39.0000	39.0000	0.0000	0.0000
KLEIN ISD	BRILL EL	44.6000	44.0000	0.6000	0.6000
KLEIN ISD	DISTRICT ADMINISTRATION	1.0000	1.0000	0.0000	0.0000
KLEIN ISD	DOERRE INT	68.0567	64.0968	3.9599	1.0000
KLEIN ISD	EHRHARDT EL	42.0000	37.5000	4.5000	3.5000
KLEIN ISD	EILAND EL	55.0000	48.0000	7.0000	4.0000
KLEIN ISD	EPPS ISLAND EL	59.1653	49.0769	10.0884	7.8027
KLEIN ISD	GREENWOOD FOREST EL	44.0417	44.0417	0.0000	0.0000
KLEIN ISD	HASSLER EL	51.0671	49.1343	1.9328	1.8449
KLEIN ISD	HAUDE EL	50.4632	47.6718	2.7914	1.7914
KLEIN ISD	HILDEBRANDT INT	83.0870	60.6176	22.4694	9.7076
KLEIN ISD	KAISER EL	63.4377	55.4377	8.0000	6.0000
KLEIN ISD	KLEB INT	60.9387	56.5476	4.3911	1.0000
KLEIN ISD	KLEIN ANNEX	10.6769	9.8854	0.7915	0.0000
KLEIN ISD	KLEIN COLLINS HIGH SCHOOL	133.1556	115.3776	17.7780	12.9985
KLEIN ISD	KLEIN FOREST H S	172.6738	145.7084	26.9654	16.0458
KLEIN ISD	KLEIN H S	170.7836	152.0729	18.7107	10.1852
KLEIN ISD	KLEIN INT	73.7141	54.2760	19.4381	6.8337
KLEIN ISD	KLEIN OAK H S	115.8117	105.9750	9.8367	2.6795
KLEIN ISD	KLEIN SEMS	28.7673	21.5000	7.2673	3.6167
KLEIN ISD	KLENK EL	54.2754	54.2754	0.0000	0.0000
KLEIN ISD	KOHRVILLE ELEMENTARY SCHOOL	123.4274	113.3754	10.0520	8.0520
KLEIN ISD	KRAHN EL	52.9753	50.0769	2.8984	2.8984
KLEIN ISD	KUEHNLE EL	38.3044	36.3044	2.0000	2.0000
KLEIN ISD	LEMM EL	40.2750	39.8750	0.4000	0.4000
KLEIN ISD	MITTELSTADT EL	47.7627	44.3750	3.3877	3.3877
KLEIN ISD	NITSCH EL	66.4750	61.3750	5.1000	2.1000
KLEIN ISD	NORTHAMPTON EL	53.7487	52.7487	1.0000	1.0000
KLEIN ISD	ROTH EL	60.6762	58.5325	2.1437	2.1437
KLEIN ISD	SCHINDEWOLF INTERMEDIATE SCHOOL	61.2990	52.0902	9.2088	3.9412
KLEIN ISD	SCHULTZ EL	42.5435	39.6825	2.8610	1.8610
KLEIN ISD	STRACK INT	59.8718	54.7269	5.1449	1.0001
KLEIN ISD	THEISS EL	38.5551	37.5551	1.0000	1.0000
KLEIN ISD	WUNDERLICH INT	79.2218	66.8814	12.3404	7.8791
KLONDIKE ISD	KLONDIKE H S	16.9627	13.9871	2.9756	1.0002
KNIPPA ISD	KNIPPA SCHOOL	16.3423	15.4408	0.9015	0.0000
KNOX CITY-O'BRIEN ISD	KNOX CITY EL	11.7693	9.8104	1.9589	1.9589
KNOX CITY-O'BRIEN ISD	KNOX CITY H S	11.4880	8.8487	2.6393	1.0000
KNOX CITY-O'BRIEN ISD	O'BRIEN MIDDLE	7.1639	7.0210	0.1429	0.0000
KOPPERL ISD	KOPPERL SCHOOL	24.1675	19.4772	4.6903	0.8335
KOUNTZE ISD	KOUNTZE EL	43.9122	43.4491	0.4631	0.0000
KOUNTZE ISD	KOUNTZE H S	27.8139	14.7399	13.0740	10.3000
KOUNTZE ISD	KOUNTZE MIDDLE	20.2546	13.2700	6.9846	3.4816
KRESS ISD	KRESS EL	12.5896	11.5896	1.0000	0.0000
KRESS ISD	KRESS H S	15.1772	10.6680	4.5092	3.4900
KRUM ISD	BLANCHE DODD INTERMEDIATE	21.5637	20.5637	1.0000	1.0000
KRUM ISD	DYER EL	23.9183	21.4133	2.5050	0.0000
KRUM ISD	KRUM H S	24.9525	21.2631	3.6894	2.8749

District Name	Campus Name	Total FTE	In Field	Out of Field	No Certification
KRUM ISD	KRUM MIDDLE	18.7929	14.6378	4.1551	1.7611
LA AMISTAD LOVE & LEARNING ACADEMY	LA AMISTAD LOVE & LEARNING ACADEMY	15.8449	2.0000	13.8449	13.8449
LA ESCUELA DE LAS AMERICAS	ESCUELA DE LAS AMERICAS	9.5194	4.5194	5.0000	5.0000
LA FERIA ISD	C E VAIL EL	48.0224	45.0023	3.0201	1.0002
LA FERIA ISD	LA FERIA ALTER	0.0276	0.0276	0.0000	0.0000
LA FERIA ISD	LA FERIA H S	54.2731	47.6627	6.6104	4.9996
LA FERIA ISD	NOEMI DOMINGUEZ ELEMENTARY	43.6171	39.3138	4.3033	2.0000
LA FERIA ISD	SAM HOUSTON EL	21.9924	16.0138	5.9786	2.9786
LA FERIA ISD	WILLIAM B GREEN MIDDLE	36.4010	29.7065	6.6945	2.9994
LA GLORIA ISD	LA GLORIA EL	6.0123	4.9006	1.1117	0.9140
LA GRANGE ISD	HERMES EL	37.4777	37.0931	0.3846	0.0000
LA GRANGE ISD	LA GRANGE H S	39.3225	35.5374	3.7851	1.9833
LA GRANGE ISD	LA GRANGE INT	21.5833	21.1014	0.4819	0.3016
LA GRANGE ISD	LA GRANGE MIDDLE	22.1659	18.3879	3.7780	1.2064
LA JOYA ISD	ALTER CTR FOR ED	18.7908	10.1704	8.6204	5.2493
LA JOYA ISD	ANN RICHARDS MIDDLE SCHOOL	61.6850	53.3119	8.3731	1.4755
LA JOYA ISD	BENAVIDES EL	26.4036	15.9635	10.4401	4.9038
LA JOYA ISD	CESAR CHAVEZ MIDDLE	52.1236	37.9228	14.2008	6.0730
LA JOYA ISD	DE ZAVALA MIDDLE SCHOOL	52.7133	36.4536	16.2597	10.3447
LA JOYA ISD	DIAZ-VILLARREAL	47.4128	38.8178	8.5950	2.2000
LA JOYA ISD	E B REYNA EL	52.9231	47.7033	5.2198	1.0532
LA JOYA ISD	ELIGIO KIKA DE LA GARZA EL	47.4653	34.2264	13.2389	5.9989
LA JOYA ISD	ELODIA R CHAPA EL	50.0390	40.5877	9.4513	2.7433
LA JOYA ISD	FLORES EL	49.0790	36.9347	12.1443	5.0000
LA JOYA ISD	HENRY B GONZALES EL	44.8675	33.6665	11.2010	3.4590
LA JOYA ISD	IRENE M GARCIA	55.1673	41.3888	13.7785	6.2444
LA JOYA ISD	J F KENNEDY EL	48.2515	40.4780	7.7735	1.9999
LA JOYA ISD	JIMMY CARTER HIGH SCHOOL	81.9356	55.7053	26.2303	17.0176
LA JOYA ISD	JOSE DE ESCANDON EL	48.8989	43.6354	5.2635	2.7593
LA JOYA ISD	JUAREZ/LINCOLN HIGH SCHOOL	77.8278	52.4993	25.3285	11.9187
LA JOYA ISD	LA JOYA SENIOR HIGH SCHOOL	111.3182	81.7635	29.5547	11.9498
LA JOYA ISD	LAJOYA 6TH GR CTR	40.7126	27.9501	12.7625	10.4358
LA JOYA ISD	LEO J LEO EL	46.3590	33.5394	12.8196	8.0000
LA JOYA ISD	LLOYD M BENTSEN ELEMENTARY	34.7913	23.9648	10.8265	2.9358
LA JOYA ISD	MEMORIAL MIDDLE	52.9234	40.7668	12.1566	3.4595
LA JOYA ISD	NARCISO CAVAZOS	50.8913	45.5503	5.3410	4.0000
LA JOYA ISD	PATRICIO PEREZ ELEMENTARY	50.1968	39.0001	11.1967	6.1967
LA JOYA ISD	PRE-KINDER # 1	53.0033	41.4972	11.5061	9.0002
LA JOYA ISD	SAM FORDYCE ELEMENTARY	32.8032	27.7420	5.0612	2.8021
LA JOYA ISD	STUDENT ALTER PROG	12.4889	7.1090	5.3799	3.0002
LA JOYA ISD	TABASCO EL	50.0984	41.7847	8.3137	6.0003
LA MARQUE ISD	EARLY CHILDHOOD	23.8396	19.0000	4.8396	4.8396
LA MARQUE ISD	HIGHLANDS EL	20.3549	18.0000	2.3549	2.0000
LA MARQUE ISD	INTER CITY EL	22.2795	17.8211	4.4584	4.0000
LA MARQUE ISD	LA MARQUE H S	76.6949	42.0125	34.6824	25.4555
LA MARQUE ISD	LA MARQUE MIDDLE	58.8578	28.4714	30.3864	20.3285
LA MARQUE ISD	SIMMS EL	21.8115	17.7176	4.0939	3.8180
LA MARQUE ISD	WESTLAWN EL	22.1155	21.8396	0.2759	0.0000
LA PORTE ISD	BAKER J H	37.0981	33.8035	3.2946	3.1674
LA PORTE ISD	BAYSHORE EL	31.0004	26.4131	4.5873	2.9998
LA PORTE ISD	COLLEGE PARK EL	40.7640	35.8608	4.9032	4.9032
LA PORTE ISD	DEWALT ALTER	9.9544	7.4637	2.4907	1.0001
LA PORTE ISD	JENNIE REID EL	32.0000	30.9322	1.0678	1.0000
LA PORTE ISD	LA PORTE EL	40.0009	37.9131	2.0878	1.0000

District Name	Campus Name	Total FTE	In Field	Out of Field	No Certification
LA PORTE ISD	LA PORTE HIGH SCHOOL	117.5065	92.3464	25.1601	14.5219
LA PORTE ISD	LA PORTE J H	34.0386	21.7856	12.2530	3.9911
LA PORTE ISD	LEO RIZZUTO EL	46.9525	39.9521	7.0004	3.0001
LA PORTE ISD	LOMAX EL	31.9413	24.9729	6.9684	5.0967
LA PORTE ISD	LOMAX J H	32.3161	20.3136	12.0025	4.6854
LA PRYOR ISD	LA PRYOR EL	20.1985	17.0000	3.1985	1.1985
LA PRYOR ISD	LA PRYOR H S	15.7258	10.5788	5.1470	0.8016
LA VEGA ISD	EAST LA VEGA INT	37.2626	34.0000	3.2626	2.8182
LA VEGA ISD	H P MILES MIDDLE	27.1445	21.3106	5.8339	1.0000
LA VEGA ISD	LA VEGA EL	27.5555	25.0000	2.5555	1.0000
LA VEGA ISD	LA VEGA H S	34.9230	30.6067	4.3163	2.0149
LA VEGA ISD	LA VEGA PRI	41.0003	34.3167	6.6836	3.0000
LA VERNIA ISD	LA VERNIA EL	42.4698	42.4698	0.0000	0.0000
LA VERNIA ISD	LA VERNIA HIGH SCHOOL	41.1865	32.4002	8.7863	4.6124
LA VERNIA ISD	LA VERNIA JUNIOR HIGH SCHOOL	24.1079	18.7469	5.3610	2.5002
LA VERNIA ISD	LA VERNIA PRIMARY	36.6578	34.6190	2.0388	0.7911
LA VILLA ISD	JOSE BERNABE MUNOZ ELEMENTARY	19.9306	16.3673	3.5633	1.7077
LA VILLA ISD	LA VILLA H S	15.9383	13.3825	2.5558	1.2342
LA VILLA ISD	LA VILLA MIDDLE	8.4805	4.1446	4.3359	1.0000
LACKLAND ISD	LACKLAND EL	52.2650	51.2509	1.0141	0.7647
LACKLAND ISD	VIRGINIA ALLRED STACEY JR/SR H S	22.4569	19.8140	2.6429	1.1667
LAGO VISTA ISD	LAGO VISTA EL	37.9050	29.9547	7.9503	5.9982
LAGO VISTA ISD	LAGO VISTA H S	15.7633	13.8427	1.9206	0.0000
LAGO VISTA ISD	LAGO VISTA MIDDLE	14.9604	12.1404	2.8200	1.7031
LAKE DALLAS ISD	CORINTH ELEM	51.3257	44.1563	7.1694	5.0001
LAKE DALLAS ISD	LAKE DALLAS EL	33.7386	30.0460	3.6926	3.6926
LAKE DALLAS ISD	LAKE DALLAS H S	54.0515	42.2515	11.8000	8.4343
LAKE DALLAS ISD	LAKE DALLAS INT	18.3960	17.8233	0.5727	0.0000
LAKE DALLAS ISD	LAKE DALLAS MIDDLE	54.4904	44.0425	10.4479	5.5491
LAKE DALLAS ISD	LAKE DALLAS PRI	27.0926	25.3622	1.7304	0.0000
LAKE TRAVIS ISD	BEE CAVE ELEMENTARY	33.9930	31.6641	2.3289	0.0000
LAKE TRAVIS ISD	HUDSON BEND MIDDLE	34.6201	29.6480	4.9721	0.9340
LAKE TRAVIS ISD	LAKE POINTE ELEMENTARY	35.4775	35.4775	0.0000	0.0000
LAKE TRAVIS ISD	LAKE TRAVIS EL	47.8989	45.6072	2.2917	2.0000
LAKE TRAVIS ISD	LAKE TRAVIS H S	82.2955	69.9860	12.3095	9.8950
LAKE TRAVIS ISD	LAKE TRAVIS MIDDLE	40.0034	36.6838	3.3196	0.6142
LAKE TRAVIS ISD	LAKEWAY EL	44.9852	44.9030	0.0822	0.0000
LAKE WORTH ISD	ANNE MANSFIELD SULLIVAN H S	3.3522	2.8249	0.5273	0.0000
LAKE WORTH ISD	EFFIE MORRIS EL	42.6576	38.9920	3.6656	3.0000
LAKE WORTH ISD	LAKE WORTH H S	46.7699	38.3074	8.4625	2.9998
LAKE WORTH ISD	MARINE CREEK ELEMENTARY	42.6120	35.8635	6.7485	5.4634
LAKE WORTH ISD	N A HOWRY MIDDLE	32.4116	25.7153	6.6963	5.0839
LAMAR CONSOLIDATED ISD	ALTERNATIVE LEARNING CENTER	9.6346	4.3653	5.2693	3.1347
LAMAR CONSOLIDATED ISD	B F TERRY H S	83.5527	68.2029	15.3498	8.7197
LAMAR CONSOLIDATED ISD	BEASLEY EL	22.1865	20.4005	1.7860	0.7860
LAMAR CONSOLIDATED ISD	BESS CAMPBELL ELEMENTARY	52.7136	49.2135	3.5001	3.5001
LAMAR CONSOLIDATED ISD	BOWIE EL	35.0422	27.9490	7.0932	2.8930
LAMAR CONSOLIDATED ISD	BRISCOE JUNIOR HIGH	77.3717	64.9187	12.4530	2.0002
LAMAR CONSOLIDATED ISD	COMMUNITY CTR	0.1910	0.1910	0.0000	0.0000
LAMAR CONSOLIDATED ISD	FORT BEND CO ALTER	1.0833	0.5000	0.5833	0.5833

District Name	Campus Name	Total FTE	In Field	Out of Field	No Certification
ISD					
LAMAR CONSOLIDATED ISD	FOSTER HIGH SCHOOL	79.2154	65.1795	14.0359	7.1720
LAMAR CONSOLIDATED ISD	FROST ELEMENTARY	42.3339	42.1672	0.1667	0.0000
LAMAR CONSOLIDATED ISD	GEORGE J H	48.8530	34.0133	14.8397	3.9530
LAMAR CONSOLIDATED ISD	HUGGINS EL	28.0005	27.0005	1.0000	1.0000
LAMAR CONSOLIDATED ISD	J J WESSENDORFF MIDDLE	28.6662	27.6662	1.0000	1.0000
LAMAR CONSOLIDATED ISD	JACKSON EL	28.6447	25.4813	3.1634	1.9998
LAMAR CONSOLIDATED ISD	JANE LONG EL	35.0414	32.0414	3.0000	2.0000
LAMAR CONSOLIDATED ISD	JUAN SEGUIN EL	24.4000	22.8250	1.5750	0.0000
LAMAR CONSOLIDATED ISD	JUVENILE DETENT CTR	0.5000	0.5000	0.0000	0.0000
LAMAR CONSOLIDATED ISD	LAMAR CONS H S	94.9483	76.7063	18.2420	10.2124
LAMAR CONSOLIDATED ISD	LAMAR J H	52.7519	41.4247	11.3272	2.6192
LAMAR CONSOLIDATED ISD	MANFORD WILLIAMS EL	39.3895	37.2074	2.1821	1.9893
LAMAR CONSOLIDATED ISD	MEYER EL	37.2207	36.0707	1.1500	1.0000
LAMAR CONSOLIDATED ISD	NAVARRO MIDDLE	24.8221	24.4029	0.4192	0.4192
LAMAR CONSOLIDATED ISD	SMITH EL	34.4346	31.6004	2.8342	2.8342
LAMAR CONSOLIDATED ISD	STEPHEN F AUSTIN EL	32.7459	32.7459	0.0000	0.0000
LAMAR CONSOLIDATED ISD	SUSANNA DICKINSON EL	50.1809	50.1809	0.0000	0.0000
LAMAR CONSOLIDATED ISD	T L PINK EL	34.3844	27.2850	7.0994	5.0000
LAMAR CONSOLIDATED ISD	TAYLOR RAY EL	38.7358	34.5850	4.1508	3.9841
LAMAR CONSOLIDATED ISD	TRAVIS EL	41.9038	40.7372	1.1666	0.9999
LAMESA ISD	LAMESA H S	44.6368	32.8729	11.7639	8.8083
LAMESA ISD	LAMESA MIDDLE	33.5213	25.0542	8.4671	4.0002
LAMESA ISD	NORTH EL	34.4082	31.9239	2.4843	2.0000
LAMESA ISD	SOUTH EL	42.5157	37.1666	5.3491	4.0000
LAMPASAS ISD	HANNA SPRINGS INT	50.8066	49.9490	0.8576	0.8576
LAMPASAS ISD	LAMPASAS H S	62.6064	54.1314	8.4750	2.0002
LAMPASAS ISD	LAMPASAS MIDDLE	27.4056	25.5719	1.8337	0.3334
LAMPASAS ISD	WHITIS EL	48.7648	45.7645	3.0003	1.0000
LANCASTER ISD	ALTER SCH	1.0000	1.0000	0.0000	0.0000
LANCASTER ISD	DISTRICT ADMINISTRATION	0.5714	0.0000	0.5714	0.5714
LANCASTER ISD	HOUSTON EL	24.7908	14.6257	10.1651	10.1651
LANCASTER ISD	LANCASTER H S	102.4373	62.9255	39.5118	25.0000
LANCASTER ISD	LANCASTER INT	45.0018	42.0018	3.0000	1.0000
LANCASTER ISD	LANCASTER J H	47.6673	23.6662	24.0011	8.0004
LANCASTER ISD	PLEASANT RUN EL	28.5000	20.0001	8.4999	5.0000
LANCASTER ISD	ROLLING HILLS EL	33.2916	28.8414	4.4502	2.0002
LANCASTER ISD	ROSA PARKS/MILLBROOK EL	27.9999	24.7499	3.2500	4.0000
LANCASTER ISD	WEST MAIN EL	24.4289	21.0004	3.4285	2.4286
LANEVILLE ISD	LANEVILLE SCHOOL	19.6525	14.7266	4.9259	3.4030
LAPOYNOR ISD	LAPOYNOR EL	15.2991	14.4896	0.8095	0.5854
LAPOYNOR ISD	LAPOYNOR H S	13.3799	8.3181	5.0618	1.0000
LAREDO ISD	BRUNI EL	39.0903	25.2937	13.7966	5.8982
LAREDO ISD	BUENOS AIRES EL	35.9728	26.3847	9.5881	2.9999

District Name	Campus Name	Total FTE	In Field	Out of Field	No Certification
LAREDO ISD	CHRISTEN MIDDLE	85.3695	72.3686	13.0009	8.0007
LAREDO ISD	D D HACHAR EL	30.9105	23.3636	7.5469	6.0001
LAREDO ISD	DAICHES EL	33.5076	28.0081	5.4995	2.0000
LAREDO ISD	DOVALINA EL	38.9212	27.3415	11.5797	7.7917
LAREDO ISD	DR LEO CIGARROA H S	110.1723	80.2005	29.9718	10.2217
LAREDO ISD	F S LARA ACADEMY	12.6449	9.3409	3.3040	1.2285
LAREDO ISD	FARIAS EL	50.8325	39.8457	10.9868	2.7648
LAREDO ISD	H B ZACHRY EL	42.1132	30.1648	11.9484	7.7005
LAREDO ISD	HEIGHTS EL	17.8066	15.3535	2.4531	1.0000
LAREDO ISD	J C MARTIN JR EL	37.9575	26.5003	11.4572	7.9572
LAREDO ISD	J KAWAS EL	38.9846	26.5248	12.4598	5.9361
LAREDO ISD	JOAQUIN CIGARROA MIDDLE	80.6991	58.1469	22.5522	14.8925
LAREDO ISD	LAMAR MIDDLE	88.7275	68.7315	19.9960	5.7911
LAREDO ISD	LEYENDECKER EL	39.5125	31.7692	7.7433	3.7433
LAREDO ISD	LIGARDE EL	43.1893	34.1893	9.0000	3.0000
LAREDO ISD	MACDONELL EL	40.9833	27.9690	13.0143	6.9840
LAREDO ISD	MARTIN H S	118.3065	85.9651	32.3414	19.1218
LAREDO ISD	MEMORIAL MIDDLE	43.9047	28.4218	15.4829	13.2659
LAREDO ISD	MILTON EL	50.0647	42.1503	7.9144	3.4144
LAREDO ISD	NIXON H S	138.6482	110.6102	28.0380	17.8152
LAREDO ISD	PIERCE EL	50.4858	41.2161	9.2697	3.9840
LAREDO ISD	RYAN EL	53.0720	39.6899	13.3821	3.9353
LAREDO ISD	SANTA MARIA EL	39.6190	28.2474	11.3716	4.9998
LAREDO ISD	SANTO NINO EL	49.5562	30.2057	19.3505	11.9732
LAREDO ISD	T SANCHEZ EL / H OCHOA EL	46.2128	40.6177	5.5951	3.0001
LAREDO ISD	TARVER EL	41.3705	30.2989	11.0716	6.7592
LASARA ISD	LASARA EL	22.7499	19.4620	3.2879	1.8967
LATEXO ISD	LATEXO EL	19.8899	16.9808	2.9091	2.0000
LATEXO ISD	LATEXO H S	18.5283	15.7533	2.7750	1.0002
LAZBUDDIE ISD	LAZBUDDIE SCHOOL	15.3917	12.9292	2.4625	1.4286
LEAKEY ISD	LEAKEY SCHOOL	23.7040	20.8531	2.8509	0.0000
LEANDER ISD	ADA MAE FAUBION EL	48.6872	46.4788	2.2084	1.0000
LEANDER ISD	ARTIE L HENRY MIDDLE SCHOOL	70.3927	62.2465	8.1462	5.4715
LEANDER ISD	BAGDAD ELEMENTARY	60.2840	55.8890	4.3950	4.0000
LEANDER ISD	BLOCK HOUSE CREEK EL	53.8099	49.8249	3.9850	2.8182
LEANDER ISD	C C MASON EL	49.8250	46.2524	3.5726	2.0000
LEANDER ISD	CEDAR PARK H S	112.3208	94.9094	17.4114	7.5131
LEANDER ISD	CEDAR PARK MIDDLE	74.8534	61.3132	13.5402	6.4475
LEANDER ISD	CHARLOTTE COX ELEMENTARY	49.2498	45.5365	3.7133	1.9840
LEANDER ISD	CYPRESS EL	39.2202	38.3868	0.8334	0.0000
LEANDER ISD	ELEMENTARY # 112	66.0817	60.6634	5.4183	4.7594
LEANDER ISD	LAURA WELCH BUSH ELEMENTARY	59.9972	48.9756	11.0216	9.6510
LEANDER ISD	LEANDER EXTEND OPPOR CTR	3.0000	3.0000	0.0000	0.0000
LEANDER ISD	LEANDER H S	112.6935	93.1278	19.5657	12.6651
LEANDER ISD	LEANDER MIDDLE	55.0812	45.7232	9.3580	3.8004
LEANDER ISD	LOIS F GIDDENS EL	45.8336	43.8275	2.0061	1.0000
LEANDER ISD	NEW HOPE HIGH SCHOOL	4.0001	2.0240	1.9761	0.0000
LEANDER ISD	PAULINE NAUMANN EL	61.4227	57.1629	4.2598	2.9680
LEANDER ISD	RUNNING BRUSHY MIDDLE SCHOOL	63.5927	59.8825	3.7102	1.6086
LEANDER ISD	STEINER RANCH EL	53.6593	45.8287	7.8306	6.3438
LEANDER ISD	VISTA RIDGE HIGH SCHOOL	85.3536	73.5548	11.7988	5.6332
LEANDER ISD	WHITESTONE EL	38.0534	37.1004	0.9530	0.0000
LEARY ISD	LEARY EL	11.5235	9.0581	2.4654	1.0001
LEFORS ISD	LEFORS SCHOOL	15.6254	9.8473	5.7781	2.3283
LEGGETT ISD	LEGGETT EL	7.7179	6.7179	1.0000	1.0000

District Name	Campus Name	Total FTE	In Field	Out of Field	No Certification
LEGGETT ISD	LEGGETT H S	8.3497	6.1282	2.2215	0.9998
LEON ISD	LEON EL	24.7446	24.6205	0.1241	0.0000
LEON ISD	LEON H S	19.8231	11.0188	8.8043	5.6908
LEON ISD	LEON J H	12.6697	9.0194	3.6503	1.5000
LEON ISD	SHARED SERVICE ARRANGEMENTS	0.1400	0.0000	0.1400	0.0000
LEONARD ISD	LEONARD ELEMENTARY	18.1360	17.1360	1.0000	0.0000
LEONARD ISD	LEONARD HIGH SCHOOL	17.2280	15.6856	1.5424	0.0000
LEONARD ISD	LEONARD INTERMEDIATE SCHOOL	7.8254	6.8254	1.0000	1.0000
LEONARD ISD	LEONARD JUNIOR HIGH	16.9146	10.5400	6.3746	5.0001
LEVELLAND ISD	CACTUS EL	21.1972	20.3138	0.8834	0.0000
LEVELLAND ISD	CAPITOL EL	25.4903	24.4487	1.0416	0.9999
LEVELLAND ISD	LEVELLAND H S	62.0121	48.4481	13.5640	4.9996
LEVELLAND ISD	LEVELLAND J H	34.5981	25.2406	9.3575	0.9999
LEVELLAND ISD	LEVELLAND MIDDLE	26.7804	24.8647	1.9157	0.0000
LEVELLAND ISD	SOUTH EL	21.1665	19.1665	2.0000	2.0000
LEVELLAND ISD	WEST EARLY CHILDHOOD CTR	25.1500	20.1500	5.0000	1.0000
LEVERETTS CHAPEL ISD	LEVERETTS CHAPEL EL	12.8213	11.2867	1.5346	1.5346
LEVERETTS CHAPEL ISD	LEVERETTS CHAPEL H S	7.7566	5.5158	2.2408	1.0000
LEVERETTS CHAPEL ISD	LEVERETTS CHAPEL JR HIGH	2.5859	1.0773	1.5086	0.2956
LEWISVILLE ISD	ARBOR CREEK MIDDLE	49.7324	42.6478	7.0846	4.9994
LEWISVILLE ISD	B B OWEN EL	35.7973	35.6306	0.1667	0.0000
LEWISVILLE ISD	BLUEBONNET ELEMENTARY	29.8047	29.7760	0.0287	0.0000
LEWISVILLE ISD	BRIARHILL MIDDLE	52.5716	44.1137	8.4579	0.9892
LEWISVILLE ISD	BRIDLEWOOD EL	45.9994	41.5055	4.4939	3.0000
LEWISVILLE ISD	CAMEY EL	44.6295	43.6295	1.0000	1.0000
LEWISVILLE ISD	CASTLE HILLS ELEMENTARY	27.6231	27.6231	0.0000	0.0000
LEWISVILLE ISD	CENTRAL EL	70.2606	67.0857	3.1749	0.7807
LEWISVILLE ISD	CLAYTON DOWNING MIDDLE SCHOOL	38.8156	29.2553	9.5603	3.9993
LEWISVILLE ISD	COLLEGE ST EL	23.1370	22.9703	0.1667	0.0000
LEWISVILLE ISD	CREEK VALLEY MIDDLE SCHOOL	59.8173	53.3783	6.4390	1.8437
LEWISVILLE ISD	CREEKSIDE EL	39.9158	35.6466	4.2692	1.0000
LEWISVILLE ISD	DEGAN EL	51.8424	48.2216	3.6208	3.0374
LEWISVILLE ISD	DELAY MIDDLE	61.2008	48.3368	12.8640	3.7889
LEWISVILLE ISD	DISTRICT ADMINISTRATION	8.4056	8.4056	0.0000	0.0000
LEWISVILLE ISD	DONALD EL	45.0296	43.8629	1.1667	1.0000
LEWISVILLE ISD	ETHRIDGE EL	30.9397	27.7731	3.1666	2.0000
LEWISVILLE ISD	FLOWER MOUND EL	38.0643	36.0749	1.9894	1.9894
LEWISVILLE ISD	FLOWER MOUND H S	134.1586	113.4917	20.6669	7.1230
LEWISVILLE ISD	FOREST VISTA EL	37.0004	35.8337	1.1667	0.0000
LEWISVILLE ISD	FORESTWOOD MIDDLE	56.3507	48.7115	7.6392	1.7233
LEWISVILLE ISD	GARDEN RIDGE EL	35.8231	33.8231	2.0000	2.0000
LEWISVILLE ISD	GRIFFIN MIDDLE	56.3242	49.5930	6.7312	1.0002
LEWISVILLE ISD	HEBRON H S	115.4139	100.4431	14.9708	5.4513
LEWISVILLE ISD	HEBRON VALLEY EL	46.5959	41.5959	5.0000	4.0000
LEWISVILLE ISD	HEDRICK EL	46.0301	43.9865	2.0436	2.0000
LEWISVILLE ISD	HEDRICK MIDDLE	56.9521	40.2295	16.7226	6.1993
LEWISVILLE ISD	HERITAGE EL	47.1216	46.1216	1.0000	1.0000
LEWISVILLE ISD	HICKS PROPERTY	24.0568	22.3901	1.6667	1.0000
LEWISVILLE ISD	HIGHLAND VILLAGE EL	31.2145	29.2145	2.0000	2.0000
LEWISVILLE ISD	HOMESTEAD EL	40.9141	37.9142	2.9999	1.0000
LEWISVILLE ISD	HUFFINES MIDDLE	68.5316	57.9428	10.5888	0.9998
LEWISVILLE ISD	INDIAN CREEK EL	36.4077	36.2410	0.1667	0.0000

District Name	Campus Name	Total FTE	In Field	Out of Field	No Certification
LEWISVILLE ISD	LAKELAND EL	59.6992	56.3659	3.3333	1.0000
LEWISVILLE ISD	LAKEVIEW MIDDLE	55.2261	52.2843	2.9418	0.1915
LEWISVILLE ISD	LAMAR MIDDLE	47.4844	43.1361	4.3483	0.7500
LEWISVILLE ISD	LEARNING CTR	22.6318	19.3854	3.2464	0.0000
LEWISVILLE ISD	LEWISVILLE H S-NORTH	54.7223	50.4226	4.2997	0.4419
LEWISVILLE ISD	LEWISVILLE H S	129.4047	118.1144	11.2903	2.9663
LEWISVILLE ISD	LIBERTY ELEMENTARY	43.1579	40.8944	2.2635	2.0000
LEWISVILLE ISD	MARCUS H S	139.9733	126.2415	13.7318	2.5975
LEWISVILLE ISD	MARJORY VICKERY ELEMENTARY	46.1574	44.8240	1.3334	0.0000
LEWISVILLE ISD	MARSHALL DURHAM MIDDLE SCHOOL	51.6872	44.5440	7.1432	3.2758
LEWISVILLE ISD	MCAULIFFE EL	39.8012	37.6154	2.1858	0.9358
LEWISVILLE ISD	MCKAMY MIDDLE	58.9869	48.7391	10.2478	3.0001
LEWISVILLE ISD	MORNINGSIDE EL	41.0588	39.0588	2.0000	2.0000
LEWISVILLE ISD	OLD SETTLER'S EL	52.7143	52.5476	0.1667	0.0000
LEWISVILLE ISD	PARKWAY EL	37.4317	36.2650	1.1667	1.0000
LEWISVILLE ISD	PETERS COLONY EL	49.3326	44.9992	4.3334	2.0000
LEWISVILLE ISD	POLSER EL	34.6318	32.7592	1.8726	1.7059
LEWISVILLE ISD	PRAIRIE TRAIL EL	47.8747	46.7080	1.1667	1.0000
LEWISVILLE ISD	ROCKBROOK	47.1890	46.0223	1.1667	1.0000
LEWISVILLE ISD	SOUTHRIDGE EL	48.0124	42.6897	5.3227	3.0000
LEWISVILLE ISD	STEWARTS CREEK EL	32.6180	32.5411	0.0769	0.0000
LEWISVILLE ISD	THE COLONY H S	125.7451	113.6412	12.1039	4.6508
LEWISVILLE ISD	TIMBERCREEK EL	39.3926	37.0592	2.3334	1.0000
LEWISVILLE ISD	VALLEY RIDGE EL	50.5393	49.3757	1.1636	1.0000
LEWISVILLE ISD	WELLINGTON EL	58.8549	56.5215	2.3334	2.0000
LEXINGTON ISD	LEXINGTON EL	32.8987	32.0653	0.8334	0.0000
LEXINGTON ISD	LEXINGTON H S	24.8707	19.5176	5.3531	3.8862
LEXINGTON ISD	LEXINGTON MIDDLE	13.1530	10.1029	3.0501	2.2863
LIBERTY-EYLAU ISD	ALTER SCH	5.9907	2.9903	3.0004	3.0004
LIBERTY-EYLAU ISD	DISTRICT ADMINISTRATION	1.0000	1.0000	0.0000	0.0000
LIBERTY-EYLAU ISD	JUVENILE JUSTICE DETENTION CTR	4.9099	2.5077	2.4022	1.7650
LIBERTY-EYLAU ISD	LIBERTY-EYLAU H S	49.8833	37.9670	11.9163	7.7217
LIBERTY-EYLAU ISD	LIBERTY-EYLAU INT	42.4647	39.4647	3.0000	3.0000
LIBERTY-EYLAU ISD	LIBERTY-EYLAU KIND CTR	15.4246	10.1978	5.2268	3.0000
LIBERTY-EYLAU ISD	LIBERTY-EYLAU MIDDLE	48.7499	30.7501	17.9998	6.3277
LIBERTY-EYLAU ISD	LIBERTY-EYLAU PRI	27.1674	26.7808	0.3866	0.0000
LIBERTY HILL ISD	LIBERTY HILL EL	42.2302	38.5357	3.6945	2.0000
LIBERTY HILL ISD	LIBERTY HILL H S	37.1959	29.4234	7.7725	1.3570
LIBERTY HILL ISD	LIBERTY HILL INTERMEDIATE	27.6255	23.6389	3.9866	3.2127
LIBERTY HILL ISD	LIBERTY HILL MIDDLE	28.5130	23.4132	5.0998	0.9046
LIBERTY ISD	GULF COAST H S	0.2858	0.2858	0.0000	0.0000
LIBERTY ISD	LIBERTY EL	36.5635	33.3431	3.2204	3.2204
LIBERTY ISD	LIBERTY H S	44.9389	34.7785	10.1604	6.5296
LIBERTY ISD	LIBERTY MIDDLE	31.2325	24.2179	7.0146	3.9464
LIBERTY ISD	SAN JACINTO EL	31.0003	25.1787	5.8216	1.0000
LIFE CHARTER SCHOOL	LIFE CHARTER SCHOOL	61.5086	21.5202	39.9884	36.8308
LIGHTHOUSE CHARTER SCHOOL	LIGHTHOUSE CHARTER SCHOOL	13.0004	4.0000	9.0004	8.0004
LINDALE ISD	E J MOSS INTERMEDIATE	31.9746	28.9609	3.0137	3.0137
LINDALE ISD	EARLY CHILDHOOD CENTER	23.8889	19.8889	4.0000	1.0000
LINDALE ISD	LINDALE H S	59.5822	48.8475	10.7347	1.7099
LINDALE ISD	LINDALE JUNIOR HIGH	33.9939	25.8947	8.0992	1.4313
LINDALE ISD	LINDALE PRI	32.7163	30.7163	2.0000	2.0000
LINDALE ISD	VELMA PENNY EL	32.7003	31.7003	1.0000	0.5000
LINDEN-KILDARE CONS	LINDEN-KILDARE H S	21.8848	20.1970	1.6878	1.1550

District Name	Campus Name	Total FTE	In Field	Out of Field	No Certification
ISD					
LINDEN-KILDARE CONS ISD	LINDEN-KILDARE J H	18.8009	14.0428	4.7581	0.7917
LINDEN-KILDARE CONS ISD	LINDEN EL	33.0006	32.0004	1.0002	1.0002
LINDSAY ISD	LINDSAY EL	16.7799	15.7085	1.0714	1.0000
LINDSAY ISD	LINDSAY H S	16.9375	15.2979	1.6396	0.0000
LINGLEVILLE ISD	LINGLEVILLE SCHOOL	21.1532	17.4824	3.6708	0.9998
LITTLE CYPRESS- MAURICEVILLE CISD	LIT CYPR-MRCEVILLE H S	73.3487	59.6538	13.6949	7.0005
LITTLE CYPRESS- MAURICEVILLE CISD	LITTLE CYPRESS EL	40.6533	38.1567	2.4966	2.0000
LITTLE CYPRESS- MAURICEVILLE CISD	LITTLE CYPRESS INT	22.9500	20.9500	2.0000	2.0000
LITTLE CYPRESS- MAURICEVILLE CISD	LITTLE CYPRESS J H	31.1021	27.6925	3.4096	0.0000
LITTLE CYPRESS- MAURICEVILLE CISD	MAURICEVILLE EL	48.2152	46.3830	1.8322	1.8052
LITTLE CYPRESS- MAURICEVILLE CISD	MAURICEVILLE MIDDLE	21.9200	20.4590	1.4610	0.8948
LITTLE ELM ISD	CESAR CHAVEZ ELEMENTARY	39.0000	36.0000	3.0000	3.0000
LITTLE ELM ISD	D H BRENT ELEMENTARY	16.0996	14.0996	2.0000	2.0000
LITTLE ELM ISD	DELILAH KING ELEMENTARY	13.0000	8.5000	4.5000	1.0000
LITTLE ELM ISD	HERSCHEL ELEMENTARY ZELLARS	30.0000	26.0000	4.0000	3.0000
LITTLE ELM ISD	LITTLE ELM H S	53.0679	40.6415	12.4264	6.4552
LITTLE ELM ISD	LITTLE ELM MIDDLE	26.9884	17.0532	9.9352	4.2113
LITTLEFIELD ISD	LITTLEFIELD EL	17.5627	17.5627	0.0000	0.0000
LITTLEFIELD ISD	LITTLEFIELD H S	27.7271	22.0691	5.6580	2.5765
LITTLEFIELD ISD	LITTLEFIELD J H	23.0247	18.1584	4.8663	1.2646
LITTLEFIELD ISD	LITTLEFIELD PRI	25.8273	25.7310	0.0963	0.0000
LIVINGSTON ISD	LIVINGSTON H S	72.0002	52.0661	19.9341	12.3169
LIVINGSTON ISD	LIVINGSTON INT	37.5215	33.5215	4.0000	4.0000
LIVINGSTON ISD	LIVINGSTON J H	38.5995	30.7284	7.8711	4.8609
LIVINGSTON ISD	PINE RIDGE ELEMENTARY	49.4190	43.2760	6.1430	6.0000
LIVINGSTON ISD	TIMBER CREEK ELEMENTARY	44.7623	42.4765	2.2858	2.0000
LLANO ISD	LLANO EL	34.6131	33.6131	1.0000	1.0000
LLANO ISD	LLANO H S	28.7077	22.6927	6.0150	5.4708
LLANO ISD	LLANO JUNIOR HIGH	27.2879	24.4212	2.8667	1.8332
LLANO ISD	PACKSADDLE ELEMENTARY	32.9994	29.9135	3.0859	2.0000
LOCKHART ISD	CARVER SCHOOL KINDERGARTEN	27.8984	24.8984	3.0000	1.0000
LOCKHART ISD	CLEAR FORK EL	33.0000	30.0000	3.0000	1.0000
LOCKHART ISD	DISTRICT ADMINISTRATION	2.5000	2.5000	0.0000	0.0000
LOCKHART ISD	LOCKHART H S	51.0600	44.1184	6.9416	2.8619
LOCKHART ISD	LOCKHART HIGH SCHOOL FRESHMAN CAMP	21.9171	16.9957	4.9214	3.3145
LOCKHART ISD	LOCKHART JUNIOR HIGH SCHOOL	56.0209	44.7562	11.2647	8.4846
LOCKHART ISD	LOCKHART PRIDE HS	3.9416	3.2901	0.6515	0.0000
LOCKHART ISD	NAVARRO ELEMENTARY	32.0000	31.0000	1.0000	0.0000
LOCKHART ISD	NEW ELEMENTARY	35.0000	35.0000	0.0000	0.0000
LOCKHART ISD	PLUM CREEK EL	33.0000	29.0000	4.0000	2.0000
LOCKNEY ISD	LOCKNEY EL	26.5947	24.5019	2.0928	2.0000
LOCKNEY ISD	LOCKNEY H S	17.7191	11.9408	5.7783	2.8340
LOCKNEY ISD	LOCKNEY J H	12.0117	9.5113	2.5004	1.1667
LOHN ISD	LOHN SCHOOL	10.9335	6.9139	4.0196	1.9999
LOMETA ISD	LOMETA SCHOOL	22.7977	18.1541	4.6436	1.0000
LONDON ISD	LONDON EL	19.0312	16.3164	2.7148	1.5003
LONE OAK ISD	LONE OAK EL	24.9331	24.4915	0.4416	0.0000
LONE OAK ISD	LONE OAK H S	22.9279	16.5268	6.4011	4.5353

District Name	Campus Name	Total FTE	In Field	Out of Field	No Certification
LONE OAK ISD	LONE OAK MIDDLE	14.2518	12.0721	2.1797	1.6120
LONGVIEW ISD	BRAMLETTE EL	31.4478	30.3794	1.0684	0.0000
LONGVIEW ISD	DISTRICT ADMINISTRATION	7.0000	7.0000	0.0000	0.0000
LONGVIEW ISD	DORIS MCQUEEN PRI	28.9999	28.9999	0.0000	0.0000
LONGVIEW ISD	FOREST PARK MIDDLE	37.0779	32.3323	4.7456	0.3409
LONGVIEW ISD	FOSTER MIDDLE	52.7449	40.6155	12.1294	5.6520
LONGVIEW ISD	G K FOSTER PRI	17.3704	13.3704	4.0000	4.0000
LONGVIEW ISD	HUDSON EL	22.4922	22.4922	0.0000	0.0000
LONGVIEW ISD	J L EVERHART PRI	23.2876	17.8202	5.4674	4.9853
LONGVIEW ISD	JOHNSTON EL	22.3788	22.3788	0.0000	0.0000
LONGVIEW ISD	JUDSON MIDDLE	39.0962	32.2633	6.8329	1.0000
LONGVIEW ISD	JUVENILE DETENT CTR	1.0000	1.0000	0.0000	0.0000
LONGVIEW ISD	LONGVIEW H S	114.0833	91.1755	22.9078	14.6938
LONGVIEW ISD	MCCLURE EL	20.5748	13.9545	6.6203	5.6203
LONGVIEW ISD	PINEWOOD PARK EL	21.7989	17.3444	4.4545	4.4545
LONGVIEW ISD	SOUTH WARD EL	28.5262	25.5262	3.0000	3.0000
LONGVIEW ISD	STUDENT CENTER DEVELOPMENT	3.6296	3.6296	0.0000	0.0000
LONGVIEW ISD	VALLEY VIEW EL	30.1074	25.8216	4.2858	2.0000
LONGVIEW ISD	WARE EL	22.7573	19.6035	3.1538	3.0000
LOOP ISD	LOOP SCHOOL	15.3755	10.8105	4.5650	3.5000
LORAIN ISD	LORAIN SCHOOL	16.8639	12.6510	4.2129	3.5150
LORENA ISD	LORENA EL	23.9695	23.7314	0.2381	0.0000
LORENA ISD	LORENA H S	32.3220	26.4005	5.9215	2.7580
LORENA ISD	LORENA MIDDLE	35.4965	32.3294	3.1671	0.0000
LORENZO ISD	LORENZO EL	19.6004	16.6004	3.0000	3.0000
LORENZO ISD	LORENZO H S	15.9299	10.8656	5.0643	2.0002
LORENZO ISD	SHARED SERVICE ARRANGEMENTS	6.0000	4.0000	2.0000	2.0000
LOS FRESNOS CONS ISD	LAS YESCAS EL	27.0002	23.0002	4.0000	3.0000
LOS FRESNOS CONS ISD	LAURELES ELEMENTARY	39.7115	36.5113	3.2002	1.9144
LOS FRESNOS CONS ISD	LOPEZ-RIGGINS EL	40.8349	34.5491	6.2858	3.0000
LOS FRESNOS CONS ISD	LOS CUATES MIDDLE	43.0125	42.0124	1.0001	0.0000
LOS FRESNOS CONS ISD	LOS FRESNOS EL	38.8455	26.7236	12.1219	4.8449
LOS FRESNOS CONS ISD	LOS FRESNOS HS	125.5198	104.3044	21.2154	5.4507
LOS FRESNOS CONS ISD	PALMER-LAAKSO EL	40.0003	38.0003	2.0000	1.0000
LOS FRESNOS CONS ISD	RESACA MIDDLE	42.2687	37.2686	5.0001	0.9999
LOS FRESNOS CONS ISD	VILLAREAL EL	32.6374	30.4226	2.2148	0.9198
LOUISE ISD	LOUISE EL	17.6924	16.4904	1.2020	0.9999
LOUISE ISD	LOUISE H S	21.2503	11.8583	9.3920	2.7715
LOVEJOY ISD	HART ELEMENTARY	34.4528	32.4527	2.0001	1.0001
LOVEJOY ISD	LOVEJOY EL	40.9963	37.4434	3.5529	2.9999
LOVELADY ISD	LOVELADY EL	25.1441	21.3340	3.8101	0.5716
LOVELADY ISD	LOVELADY H S	17.3394	14.7913	2.5481	1.4289
LUBBOCK-COOPER ISD	LUBBOCK-COOPER HIGH SCHOOL	44.9813	42.2708	2.7105	0.0000
LUBBOCK-COOPER ISD	LUBBOCK-COOPER JUNIOR HIGH SCHOOL	32.4083	27.5987	4.8096	0.8313
LUBBOCK-COOPER ISD	LUBBOCK-COOPER NORTH ELEMENTARY	35.4514	32.5005	2.9509	0.8447
LUBBOCK-COOPER ISD	LUBBOCK-COOPER SOUTH ELEMENTARY	28.7720	27.7168	1.0552	0.0000
LUBBOCK ISD	ATKINS J H	21.6591	19.2314	2.4277	0.0000

District Name	Campus Name	Total FTE	In Field	Out of Field	No Certification
LUBBOCK ISD	BAYLESS EL	48.5004	47.0004	1.5000	0.0000
LUBBOCK ISD	BEAN EL	41.1327	37.6565	3.4762	0.0000
LUBBOCK ISD	BOWIE EL	19.0006	16.8574	2.1432	2.0003
LUBBOCK ISD	BROWN EL	35.5004	33.8718	1.6286	0.0000
LUBBOCK ISD	CAVAZOS J H	36.4184	28.8052	7.6132	3.2330
LUBBOCK ISD	CORONADO H S	51.3372	43.7091	7.6281	1.9491
LUBBOCK ISD	DISTRICT ADMINISTRATION	16.5556	9.3889	7.1667	3.1667
LUBBOCK ISD	DUPRE EL	23.3089	22.3089	1.0000	1.0000
LUBBOCK ISD	EVANS J H	36.0836	31.5512	4.5324	0.3143
LUBBOCK ISD	GUADALUPE EL	17.6424	16.7924	0.8500	0.0000
LUBBOCK ISD	HARDWICK EL	40.0012	39.7154	0.2858	0.0000
LUBBOCK ISD	HAYNES EL	24.0719	23.2145	0.8574	0.0000
LUBBOCK ISD	HOMEBOUND	11.3828	8.8038	2.5790	0.0000
LUBBOCK ISD	HONEY EL	35.0009	33.7149	1.2860	1.0002
LUBBOCK ISD	HUTCHINSON J H	27.3947	24.1292	3.2655	0.0000
LUBBOCK ISD	IRONS J H	29.5322	27.0865	2.4457	0.6297
LUBBOCK ISD	JACKSON EL	17.9761	17.8332	0.1429	0.0000
LUBBOCK ISD	LUBBOCK CO J J A E P	3.4572	3.2833	0.1739	0.0000
LUBBOCK ISD	LUBBOCK CO JUVENILE JUSTICE CTR	5.2010	4.4660	0.7350	0.0000
LUBBOCK ISD	LUBBOCK H S	46.6718	43.4109	3.2609	1.0573
LUBBOCK ISD	MACKENZIE J H	22.8324	22.1181	0.7143	0.0000
LUBBOCK ISD	MAEDGEN EL	26.4292	26.0822	0.3470	0.0000
LUBBOCK ISD	MATTHEWS LRN CTR/NEW DIRECTIONS	15.3914	11.1805	4.2109	0.0000
LUBBOCK ISD	MCWHORTER EL	32.0012	29.5722	2.4290	1.0003
LUBBOCK ISD	MONTEREY H S	50.5121	45.7821	4.7300	2.6024
LUBBOCK ISD	MURFEE EL	21.4288	20.9288	0.5000	0.0000
LUBBOCK ISD	OVERTON EL	25.4287	25.3675	0.0612	0.0000
LUBBOCK ISD	PARSONS EL	34.0006	34.0006	0.0000	0.0000
LUBBOCK ISD	PROJECT INTERCEPT SCH	10.6444	5.2154	5.4290	0.2995
LUBBOCK ISD	RAMIREZ EL	31.1440	27.2511	3.8929	3.0000
LUBBOCK ISD	RUSH EL	33.0011	32.8582	0.1429	0.0000
LUBBOCK ISD	SHARED SERVICE ARRANGEMENTS	3.9011	3.9011	0.0000	0.0000
LUBBOCK ISD	SLATON J H	37.6598	30.6541	7.0057	3.1465
LUBBOCK ISD	SMITH EL	41.5001	41.3334	0.1667	0.0000
LUBBOCK ISD	STEWART EL	28.5010	28.4176	0.0834	0.0000
LUBBOCK ISD	T A A P	22.7958	19.4732	3.3226	0.7579
LUBBOCK ISD	TUBBS EL	26.1441	25.2154	0.9287	0.0000
LUBBOCK ISD	VOCATIONAL PLACEMENT CTR	3.0000	3.0000	0.0000	0.0000
LUBBOCK ISD	WATERS EL	37.0005	33.7980	3.2025	2.0000
LUBBOCK ISD	WESTER EL	27.9005	26.1147	1.7858	1.0000
LUBBOCK ISD	WHEELock EL	24.6672	24.6672	0.0000	0.0000
LUBBOCK ISD	WHITESIDE EL	46.0012	45.7154	0.2858	0.0000
LUBBOCK ISD	WILLIAMS EL	28.5009	28.2151	0.2858	0.0000
LUBBOCK ISD	WILSON EL	30.0009	29.3580	0.6429	0.0000
LUBBOCK ISD	WILSON S J H	21.1314	17.9487	3.1827	0.0000
LUBBOCK ISD	WOLFFARTH EL	33.0008	30.3579	2.6429	0.0000
LUBBOCK ISD	WRIGHT EL	18.1434	17.7505	0.3929	0.0000
LUEDERS-AVOCA ISD	LUEDERS-AVOCA EL/J H	9.5773	5.0501	4.5272	3.4595
LUEDERS-AVOCA ISD	LUEDERS-AVOCA H S	5.6558	3.6548	2.0010	1.2341
LUFKIN ISD	ALTER SCH	9.4698	2.9828	6.4870	1.0000
LUFKIN ISD	ANDERSON EL	19.4999	18.4999	1.0000	1.0000
LUFKIN ISD	BRANDON EL	29.9998	27.9998	2.0000	1.0000
LUFKIN ISD	BROOKHOLLOW EL	22.4944	21.4944	1.0000	1.0000
LUFKIN ISD	COSTON EL	21.6587	20.6587	1.0000	1.0000

District Name	Campus Name	Total FTE	In Field	Out of Field	No Certification
LUFKIN ISD	DISTRICT ADMINISTRATION	1.4171	0.0000	1.4171	0.4171
LUFKIN ISD	DUNBAR PRIMARY	22.0000	21.0000	1.0000	1.0000
LUFKIN ISD	GARRETT PRIMARY	24.8276	19.8276	5.0000	3.0000
LUFKIN ISD	HACKNEY PRIMARY	12.0000	8.0000	4.0000	4.0000
LUFKIN ISD	HERTY EL	32.0587	25.0587	7.0000	5.0000
LUFKIN ISD	JUVENILE DETENT CTR	0.5005	0.0715	0.4290	0.0000
LUFKIN ISD	KURTH EL	24.9998	22.6665	2.3333	2.0000
LUFKIN ISD	LUFKIN H S	156.3911	116.7816	39.6095	24.0355
LUFKIN ISD	LUFKIN MIDDLE	121.3351	100.5642	20.7709	5.1968
LUFKIN ISD	SLACK EL	45.8683	38.2016	7.6667	4.0000
LUFKIN ISD	SPECIAL SERVICES	0.7057	0.7057	0.0000	0.0000
LUFKIN ISD	STATE SCHOOL	0.7780	0.7780	0.0000	0.0000
LUFKIN ISD	TROUT EL	30.8870	28.8870	2.0000	1.0000
LULING ISD	LEONARD SHANKLIN EL	20.4348	19.9690	0.4658	0.0000
LULING ISD	LULING H S	33.2290	27.2853	5.9437	3.0007
LULING ISD	LULING J H	22.6818	18.0370	4.6448	0.9998
LULING ISD	LULING PRI	14.8334	14.8334	0.0000	0.0000
LULING ISD	ROSENWALD PRI	10.5588	9.3476	1.2112	0.0000
LUMBERTON ISD	EARLY CHILDHOOD SCHOOL	28.8930	23.8930	5.0000	2.0000
LUMBERTON ISD	LUMBERTON H S	69.0530	53.4275	15.6255	9.4151
LUMBERTON ISD	LUMBERTON INT	47.8183	46.3181	1.5002	1.0002
LUMBERTON ISD	LUMBERTON MIDDLE	35.7428	31.5938	4.1490	1.9998
LUMBERTON ISD	LUMBERTON PRI	55.0266	54.0266	1.0000	0.0000
LUMBERTON ISD	SHARED SERVICE ARRANGEMENTS	1.0000	1.0000	0.0000	0.0000
LYFORD CISD	LYFORD EL	44.2852	40.9723	3.3129	2.0001
LYFORD CISD	LYFORD H S	31.0395	22.2087	8.8308	5.4881
LYFORD CISD	LYFORD MIDDLE SCHOOL	25.1232	14.6169	10.5063	5.0006
LYTLE ISD	LYTLE EL	27.1544	26.3986	0.7558	0.7558
LYTLE ISD	LYTLE H S	28.1923	21.3027	6.8896	4.9995
LYTLE ISD	LYTLE JUNIOR HIGH SCHOOL	19.7822	14.7333	5.0489	3.0879
LYTLE ISD	LYTLE PRIMARY SCHOOL	16.7442	13.3642	3.3800	3.0000
MABANK ISD	CENTRAL EL	32.2991	30.4867	1.8124	1.0000
MABANK ISD	LAKEVIEW EL	31.7082	30.9155	0.7927	0.0000
MABANK ISD	MABANK H S	51.7734	40.4793	11.2941	4.9377
MABANK ISD	MABANK MIDDLE	41.4873	31.9181	9.5692	4.2990
MABANK ISD	SOUTHSIDE EL	30.5436	29.0828	1.4608	1.0000
MADISONVILLE CONS ISD	MADISONVILLE ELEMENTARY SCHOOL	36.0000	34.0000	2.0000	1.0000
MADISONVILLE CONS ISD	MADISONVILLE HIGH SCHOOL	41.0627	35.2714	5.7913	2.0001
MADISONVILLE CONS ISD	MADISONVILLE INTERMEDIATE SCHOOL	32.2161	31.4993	0.7168	0.6924
MADISONVILLE CONS ISD	MADISONVILLE JUNIOR HIGH SCHOOL	30.6740	24.5711	6.1029	1.0000
MAGNOLIA ISD	ALPHA	11.1733	7.3975	3.7758	2.0002
MAGNOLIA ISD	BEAR BRANCH EL	48.1088	46.2286	1.8802	1.7166
MAGNOLIA ISD	BEAR BRANCH J H	43.2682	33.0913	10.1769	1.0000
MAGNOLIA ISD	BEAR BRANCH JUNIOR HIGH SIXTH GRADE	21.1498	19.8846	1.2652	0.9999
MAGNOLIA ISD	CEDRIC C SMITH	52.6134	37.0179	15.5955	8.6129
MAGNOLIA ISD	J L LYON EL	52.3700	47.5382	4.8318	3.0002
MAGNOLIA ISD	MAGNOLIA EL	42.0000	37.5720	4.4280	4.0000
MAGNOLIA ISD	MAGNOLIA H S	155.2967	129.2173	26.0794	15.7646
MAGNOLIA ISD	MAGNOLIA J H	57.6338	43.8036	13.8302	3.6488
MAGNOLIA ISD	MAGNOLIA JUNIOR HIGH SIXTH GRADE	28.2773	27.0003	1.2770	1.2770
MAGNOLIA ISD	NICHOLS SAWMILL ELEMENTARY	41.8359	37.5388	4.2971	1.0000
MAGNOLIA ISD	OAKLAND CAMPUS	1.0000	0.0000	1.0000	0.0000

District Name	Campus Name	Total FTE	In Field	Out of Field	No Certification
MAGNOLIA ISD	WILLIE E WILLIAMS EL	52.7637	46.7224	6.0413	4.0002
MAINLAND PREPARATORY ACADEMY	MAINLAND PREPARATORY ACADEMY	36.5674	8.0001	28.5673	26.7673
MALAKOFF ISD	MALAKOFF EL	33.8446	31.8446	2.0000	2.0000
MALAKOFF ISD	MALAKOFF H S	27.0652	23.1288	3.9364	1.9221
MALAKOFF ISD	MALAKOFF MIDDLE	20.1104	14.8555	5.2549	1.6719
MALONE ISD	MALONE EL	7.3576	2.1264	5.2312	4.8358
MALTA ISD	MALTA EL	12.0000	10.2745	1.7255	1.0000
MANOR ISD	BLUEBONNET TRAIL ELEMENTARY SCHOOL	53.8339	43.1306	10.7033	2.7861
MANOR ISD	DECKER ELEMENTARY SCHOOL	55.4870	44.4802	11.0068	6.8985
MANOR ISD	EXCEL HIGH SCHOOL	4.3261	3.0483	1.2778	0.0000
MANOR ISD	MANOR ELEMENTARY SCHOOL	38.1550	33.0425	5.1125	4.9779
MANOR ISD	MANOR H S	52.7917	39.6556	13.1361	10.8114
MANOR ISD	MANOR MIDDLE SCHOOL	45.0000	32.3443	12.6557	9.1867
MANSFIELD ISD	ALICE PONDER ELEMENTARY	33.9843	32.7843	1.2000	0.0000
MANSFIELD ISD	ALTER ED CTR	11.7282	10.4158	1.3124	0.0000
MANSFIELD ISD	BROOKS WESTER INTERMEDIATE SCHOOL	46.8391	39.5820	7.2571	2.0001
MANSFIELD ISD	CHARLOTTE ANDERSON EL	48.4417	47.2417	1.2000	0.0000
MANSFIELD ISD	CROSS TIMBERS INT	46.5842	45.8542	0.7300	0.0000
MANSFIELD ISD	D P MORRIS EL	44.4284	41.8349	2.5935	0.0000
MANSFIELD ISD	DANNY JONES MIDDLE	43.2132	36.7129	6.5003	0.0000
MANSFIELD ISD	DELLA ICENHOWER INTERMEDIATE	43.0921	42.7531	0.3390	0.0000
MANSFIELD ISD	DISTRICT ADMINISTRATION	10.0000	7.5000	2.5000	0.0000
MANSFIELD ISD	DONNA SHEPARD INTERMEDIATE SCHOOL	45.0000	42.0801	2.9199	2.9199
MANSFIELD ISD	ELEMENTARY 16	32.2951	31.0951	1.2000	1.0000
MANSFIELD ISD	ELEMENTARY 17	27.4253	25.4253	2.0000	1.0000
MANSFIELD ISD	ELIZABETH SMITH ELEMENTARY	37.2747	35.8087	1.4660	1.0000
MANSFIELD ISD	ERMA NASH REPLACEMENT	45.9998	43.7998	2.2000	0.0000
MANSFIELD ISD	GLENN HARMON EL	55.0008	54.6321	0.3687	0.0000
MANSFIELD ISD	IMOGENE GIDEON ELEMENTARY SCHOOL	33.8835	33.6562	0.2273	0.0000
MANSFIELD ISD	J L BOREN EL	42.8528	41.4594	1.3934	1.0000
MANSFIELD ISD	KENNETH DAVIS ELEMENTARY SCHOOL	53.0000	51.6000	1.4000	1.0000
MANSFIELD ISD	MANSFIELD HIGH SCHOOL	125.0072	108.6339	16.3733	5.7080
MANSFIELD ISD	MANSFIELD TIMBERVIEW HIGH SCHOOL	106.1093	91.9219	14.1874	4.5579
MANSFIELD ISD	MARTHA REID ELEMENTARY	38.3714	36.9779	1.3935	1.0000
MANSFIELD ISD	MARY ORR INT	50.0274	48.8970	1.1304	0.9999
MANSFIELD ISD	ROBERTA TIPPS ELEMENTARY	39.2532	36.0818	3.1714	0.0000
MANSFIELD ISD	ROGENE WORLEY MIDDLE	53.7134	48.3666	5.3468	1.0000
MANSFIELD ISD	SUMMIT HIGH SCHOOL	123.6724	109.0440	14.6284	6.6601
MANSFIELD ISD	T A HOWARD MIDDLE	55.2888	44.9401	10.3487	0.7244
MANSFIELD ISD	TARVER-RENDON ELEMENTARY	34.5688	33.9688	0.6000	1.0000
MANSFIELD ISD	THELMA JONES ELEMENTARY	40.7915	38.3980	2.3935	1.0000
MANSFIELD ISD	WILLIE BROWN EL	32.2169	31.2436	0.9733	0.9733
MARATHON ISD	MARATHON INDPENDENT SCHOOL DIST	13.3072	9.1946	4.1126	0.0000
MARBLE FALLS ISD	HIGHLAND LAKES EL	44.0004	39.8337	4.1667	2.0000
MARBLE FALLS ISD	MARBLE FALLS EL	33.0000	32.0000	1.0000	0.0000
MARBLE FALLS ISD	MARBLE FALLS H S	72.5171	65.2199	7.2972	4.5000
MARBLE FALLS ISD	MARBLE FALLS MIDDLE	47.3112	42.9034	4.4078	1.0000
MARBLE FALLS ISD	MARBLE FALLS PRI	42.0002	42.0002	0.0000	0.0000
MARFA ISD	MARFA EL	20.7174	19.8623	0.8551	0.0000
MARFA ISD	MARFA H S	15.6351	13.9708	1.6643	0.0000

District Name	Campus Name	Total FTE	In Field	Out of Field	No Certification
MARIETTA ISD	MARIETTA EL	7.0000	4.7500	2.2500	1.0000
MARION ISD	MARION H S	28.6777	22.5637	6.1140	1.9998
MARION ISD	MARION MIDDLE	22.1959	16.4277	5.7682	3.7725
MARION ISD	NORMA KRUEGER EL	22.5836	22.4304	0.1532	0.0000
MARION ISD	NORMA KRUEGER EL/BERT KARRER CAMPUS	23.4431	22.1826	1.2605	0.9786
MARLIN ISD	MARLIN EL	36.7816	32.7816	4.0000	4.0000
MARLIN ISD	MARLIN H S	28.8840	22.3442	6.5398	4.4636
MARLIN ISD	MARLIN MS	18.7700	10.4734	8.2966	5.4833
MARLIN ISD	THE LEARNING CENTER	1.9997	0.8987	1.1010	0.0000
MARSHALL ISD	CROCKETT EL	39.7465	35.7218	4.0247	3.8841
MARSHALL ISD	G W CARVER EL	16.6731	14.4854	2.1877	2.1044
MARSHALL ISD	J H MOORE EL	25.4430	25.2139	0.2291	0.0000
MARSHALL ISD	MARSHALL H S	99.6641	82.8363	16.8278	7.4321
MARSHALL ISD	MARSHALL J H	47.7962	37.7222	10.0740	4.2820
MARSHALL ISD	PRICE T YOUNG MIDDLE	25.0698	23.6011	1.4687	1.0001
MARSHALL ISD	R E LEE EL	27.1267	25.0642	2.0625	1.0000
MARSHALL ISD	SAM HOUSTON MIDDLE	31.0524	26.6991	4.3533	3.0000
MARSHALL ISD	SOUTH MARSHALL EL	24.8319	21.5715	3.2604	2.0000
MARSHALL ISD	WASHINGTON ECH CTR	14.0000	12.0000	2.0000	1.0000
MARSHALL ISD	WM B TRAVIS EL	27.0552	25.2457	1.8095	1.5856
MART ISD	MART EL	18.2837	18.2837	0.0000	0.0000
MART ISD	MART H S	17.6470	14.6548	2.9922	1.0000
MART ISD	MART MIDDLE	14.5214	13.0214	1.5000	1.0000
MARTINS MILL ISD	MARTINS MILL EL	17.4813	15.4813	2.0000	1.0000
MARTINS MILL ISD	MARTINS MILL H S	20.3329	13.3444	6.9885	4.0001
MARTINSVILLE ISD	MARTINSVILLE SCHOOL	27.6204	24.0034	3.6170	1.7670
MARTINSVILLE ISD	SHARED SERVICE ARRANGEMENTS	3.1538	3.1538	0.0000	0.0000
MASON ISD	MASON EL/JH SCHOOL	16.7585	15.7585	1.0000	0.0000
MASON ISD	MASON H S	16.5821	14.0056	2.5765	0.8583
MASON ISD	MASON J H	10.3414	9.3491	0.9923	0.0000
MATAGORDA ISD	MATAGORDA EL	8.0000	7.0000	1.0000	1.0000
MATHIS ISD	MATHIS H S	32.8893	25.0879	7.8014	3.9092
MATHIS ISD	MATHIS INT	20.1105	19.1105	1.0000	0.0000
MATHIS ISD	MCCRAW J H	22.3652	15.9745	6.3907	2.6437
MATHIS ISD	WEBER-HARDIN EL	35.4268	28.2228	7.2040	4.0000
MAUD ISD	MAUD SCHOOL	36.7524	27.8846	8.8678	2.9996
MAY ISD	MAY ELEMENTARY	11.4442	10.5786	0.8656	0.6841
MAY ISD	MAY H S	10.4556	7.7489	2.7067	1.3158
MAYPEARL ISD	MAYPEARL EL	14.7843	11.7843	3.0000	0.0000
MAYPEARL ISD	MAYPEARL H S	20.6322	15.3676	5.2646	2.1229
MAYPEARL ISD	MAYPEARL INTERMEDIATE	18.2807	16.1537	2.1270	2.1270
MAYPEARL ISD	MAYPEARL JUNION HIGH	9.1554	5.1773	3.9781	1.3917
MCALLEN ISD	ALVAREZ EL	37.5314	36.3646	1.1668	0.0000
MCALLEN ISD	BONHAM EL	29.0768	24.9446	4.1322	3.0000
MCALLEN ISD	BROWN MIDDLE	52.2157	44.5737	7.6420	3.5550
MCALLEN ISD	CROCKETT EL	32.8108	29.8360	2.9748	2.0000
MCALLEN ISD	DE LEON MIDDLE	62.3317	53.7376	8.5941	4.0055
MCALLEN ISD	DR CARLOS CASTANEDA	54.2099	49.0723	5.1376	2.0000
MCALLEN ISD	ESCANDON EL	33.9951	30.9951	3.0000	2.0000
MCALLEN ISD	FIELDS EL	31.2309	29.9655	1.2654	1.0000
MCALLEN ISD	GARZA EL	55.9165	52.9807	2.9358	0.9358
MCALLEN ISD	GONZALEZ EL	51.7183	49.9891	1.7292	1.0000
MCALLEN ISD	HOUSTON EL	36.5672	36.5672	0.0000	0.0000
MCALLEN ISD	INSTR/GUID CTR	11.6789	5.4373	6.2416	1.9111
MCALLEN ISD	JACKSON EL	43.2534	40.7341	2.5193	0.8930

District Name	Campus Name	Total FTE	In Field	Out of Field	No Certification
MCALLEN ISD	LAMAR ACADEMY	24.6213	20.4159	4.2054	0.7788
MCALLEN ISD	LINCOLN MIDDLE	52.4656	46.1289	6.3367	1.4186
MCALLEN ISD	MCALLEN H S	140.1478	118.4130	21.7348	7.6899
MCALLEN ISD	MCALLEN MEMORIAL H S	145.4538	114.3735	31.0803	16.6984
MCALLEN ISD	MCAULIFFE EL	47.9450	42.9384	5.0066	3.0000
MCALLEN ISD	MILAM EL	50.3212	49.1962	1.1250	0.0000
MCALLEN ISD	MORRIS MIDDLE	49.4355	41.3696	8.0659	2.9830
MCALLEN ISD	NAVARRO EL	23.4362	17.2985	6.1377	2.0000
MCALLEN ISD	RAYBURN EL	63.7767	58.6822	5.0945	4.0006
MCALLEN ISD	RODNEY D CATHEY MIDDLE	49.8570	46.7318	3.1252	0.9231
MCALLEN ISD	ROOSEVELT EL	42.1675	36.1675	6.0000	3.0000
MCALLEN ISD	ROWE H S	144.2174	123.7334	20.4840	6.0988
MCALLEN ISD	SEGUIN EL	44.5508	39.5508	5.0000	3.0000
MCALLEN ISD	THIGPEN EL	25.8945	24.0356	1.8589	1.0000
MCALLEN ISD	TRAVIS MIDDLE	53.0925	43.6333	9.4592	3.0216
MCALLEN ISD	WILSON EL	31.0087	25.0716	5.9371	3.0000
MCALLEN ISD	ZAVALA EL	26.1914	20.0593	6.1321	2.0000
MCCAMEY ISD	MCCAMEY H S	12.3453	9.6496	2.6957	0.0000
MCCAMEY ISD	MCCAMEY MIDDLE	10.9712	9.5953	1.3759	0.0000
MCCAMEY ISD	MCCAMEY PRI	12.3011	12.3011	0.0000	0.0000
MCCULLOUGH ACADEMY EXCELLENCE	OF MCCULLOUGH ACADEMY OF EXCELLENCE	10.8474	3.5383	7.3091	6.9993
MCDADE ISD	MCDADE EL	17.8585	14.2843	3.5742	1.4765
MCGREGOR ISD	ISBILL J H	26.5040	21.8293	4.6747	1.0000
MCGREGOR ISD	MCGREGOR H S	36.8521	29.8153	7.0368	3.7630
MCGREGOR ISD	T H JENKINS EL	35.9291	31.7029	4.2262	3.0000
MCKINNEY ISD	ALBERT & IOLA LEE DAVIS MALVERN EL	51.0661	42.9153	8.1508	6.9947
MCKINNEY ISD	ARTHUR H MCNEIL ELEMENTARY SCHOOL	36.5432	32.4432	4.1000	3.0000
MCKINNEY ISD	BURKS EL	32.0738	24.2665	7.8073	4.8075
MCKINNEY ISD	C T EDDINS EL	38.1397	36.8454	1.2943	1.2000
MCKINNEY ISD	CALDWELL EL	37.7743	32.8837	4.8906	3.2875
MCKINNEY ISD	DEAN AND MILDRED BENNETT ELEMENTARY	48.4717	42.4773	5.9944	4.8000
MCKINNEY ISD	DISTRICT ADMINISTRATION	2.7790	2.7790	0.0000	0.0000
MCKINNEY ISD	DOWELL MIDDLE	67.2006	56.4829	10.7177	8.2054
MCKINNEY ISD	EARL & LOTTIE WOLFORD ELEMENTARY	37.6021	36.4511	1.1510	1.0000
MCKINNEY ISD	ELEMENTARY SCHOOL # 16	37.9672	32.9688	4.9984	4.8984
MCKINNEY ISD	FAUBION MIDDLE	56.5316	41.8613	14.6703	9.7601
MCKINNEY ISD	FINCH EL	47.9655	34.8593	13.1062	10.5200
MCKINNEY ISD	GLEN OAKS EL	40.9997	36.4061	4.5936	3.5936
MCKINNEY ISD	JOSE DE JESUS AND MARIA LUISA VEGA	44.2232	42.0481	2.1751	2.0000
MCKINNEY ISD	MCKINNEY HIGH SCHOOL	128.7285	102.9319	25.7966	12.9493
MCKINNEY ISD	MCKINNEY NORTH HIGH SCHOOL	117.2742	93.1345	24.1397	12.0744
MCKINNEY ISD	MIDDLE SCHOOL # 4	75.4011	58.4195	16.9816	9.0283
MCKINNEY ISD	REUBEN JOHNSON EL	43.7554	38.7554	5.0000	5.0000
MCKINNEY ISD	ROY LEE WALKER ELEMENTARY	42.5073	39.2072	3.3001	2.3001
MCKINNEY ISD	SCOTT MORGAN JOHNSON MIDDLE SCHOOL	58.5936	45.9272	12.6664	2.4812
MCKINNEY ISD	SLAUGHTER EL	39.1790	36.9904	2.1886	2.0000
MCKINNEY ISD	THE L I N C CTR	5.7600	1.7486	4.0114	2.9656
MCKINNEY ISD	VALLEY CREEK EL	36.6595	35.5652	1.0943	1.0000
MCKINNEY ISD	WEBB EL	44.9337	43.4708	1.4629	1.0001
MCLEAN ISD	MCLEAN SCHOOL	18.6660	13.5856	5.0804	1.9996
MCLEOD ISD	MCLEOD EL	17.1536	12.9836	4.1700	3.0002

District Name	Campus Name	Total FTE	In Field	Out of Field	No Certification
MCLEOD ISD	MCLEOD H S	10.4156	6.6321	3.7835	1.3174
MCLEOD ISD	MCLEOD MIDDLE	8.5254	4.7356	3.7898	0.0000
MCMULLEN COUNTY ISD	MCMULLEN COUNTY SCHOOL	17.1592	14.1770	2.9822	1.9443
MEADOW ISD	MEADOW SCHOOL	21.1641	17.3453	3.8188	2.0000
MEDICAL CENTER CHARTER SCHOOL	MEDICAL CENTER CHARTER SCHOOLS	10.0000	3.0000	7.0000	6.0000
MEDINA ISD	MEDINA EL	13.6718	12.6718	1.0000	1.0000
MEDINA ISD	MEDINA H S	16.6429	12.0233	4.6196	2.9840
MEDINA VALLEY ISD	MEDINA VALLEY H S	53.8107	45.9633	7.8474	6.0003
MEDINA VALLEY ISD	MEDINA VALLEY MIDDLE SCHOOL	44.3274	32.9152	11.4122	2.7430
MEGARGEL ISD	MEGARGEL SCHOOL	11.4470	9.3736	2.0734	0.9510
MELISSA ISD	MELISSA H S	13.5085	11.0391	2.4694	1.0000
MELISSA ISD	MELISSA J H	11.1484	9.0126	2.1358	0.0000
MELISSA ISD	MELISSA RIDGE EL	35.7967	30.7894	5.0073	5.0000
MEMPHIS ISD	AUSTIN EL	10.1040	10.1040	0.0000	0.0000
MEMPHIS ISD	MEMPHIS H S	13.4073	11.2611	2.1462	2.0006
MEMPHIS ISD	MEMPHIS MIDDLE	8.4932	7.4756	1.0176	0.8623
MEMPHIS ISD	TRAVIS EL	12.9994	11.8221	1.1773	0.0000
MENARD ISD	MENARD EL	15.2063	14.0226	1.1837	1.1837
MENARD ISD	MENARD H S	12.3734	9.6257	2.7477	1.8183
MENARD ISD	MENARD J H	6.8898	4.9938	1.8960	1.8960
MERCEDES ISD	JJAEP-SOUTHWEST KEY PROGRAM	0.0276	0.0276	0.0000	0.0000
MERCEDES ISD	MERCEDES ALTER ACADEMY	3.6505	2.2837	1.3668	0.8336
MERCEDES ISD	MERCEDES DAEP	2.8669	0.7669	2.1000	1.1666
MERCEDES ISD	MERCEDES EARLY CHILDHOOD CENTER	33.9840	27.4840	6.5000	0.0000
MERCEDES ISD	MERCEDES H S	78.6299	70.0158	8.6141	5.1017
MERCEDES ISD	MERCEDES J H	54.3654	42.0933	12.2721	4.5317
MERCEDES ISD	RUBEN HINOJOSA ELEMENTARY	34.8874	28.9999	5.8875	2.8610
MERCEDES ISD	SHARED SERVICE ARRANGEMENTS	1.6110	0.2344	1.3766	0.0000
MERCEDES ISD	TAYLOR EL	32.0198	22.9999	9.0199	8.0000
MERCEDES ISD	TRAVIS EL	37.4507	33.4065	4.0442	1.0000
MERIDIAN ISD	MERIDIAN EL	17.7165	17.7165	0.0000	0.0000
MERIDIAN ISD	MERIDIAN H S	16.1548	14.6724	1.4824	0.0000
MERIDIAN ISD	SHARED SERVICE ARRANGEMENTS	6.5348	6.5348	0.0000	0.0000
MERKEL ISD	MERKEL EL	19.3416	18.1772	1.1644	1.0000
MERKEL ISD	MERKEL H S	32.7573	27.4110	5.3463	0.8335
MERKEL ISD	MERKEL INT	10.6592	10.6592	0.0000	0.0000
MERKEL ISD	MERKEL MIDDLE	24.2569	21.0982	3.1587	0.0000
MERKEL ISD	TYE EL	19.9954	19.0412	0.9542	0.7033
MESQUITE ISD	A C NEW MIDDLE	49.2542	38.3458	10.9084	6.1981
MESQUITE ISD	AGNEW MIDDLE	49.1746	41.6793	7.4953	4.6387
MESQUITE ISD	B J SMITH EL	41.8929	36.8929	5.0000	5.0000
MESQUITE ISD	BERRY MIDDLE	53.6587	38.5216	15.1371	8.0001
MESQUITE ISD	BLACK EL	37.3676	34.3676	3.0000	2.0000
MESQUITE ISD	BONNIE L GENTRY ELEMENTARY	41.4862	40.0122	1.4740	1.4740
MESQUITE ISD	C W BEASLEY EL	27.7347	24.7347	3.0000	1.0000
MESQUITE ISD	DISTRICT ADMINISTRATION	45.7778	42.5556	3.2222	0.2222
MESQUITE ISD	FLORENCE EL	37.2943	32.2943	5.0000	3.0000
MESQUITE ISD	FLOYD EL	41.8037	37.8037	4.0000	4.0000
MESQUITE ISD	GALLOWAY EL	45.0204	40.0204	5.0000	5.0000
MESQUITE ISD	GEORGIA W KIMBALL EL	20.5572	17.9572	2.6000	2.6000
MESQUITE ISD	GRAY ELEMENTARY	35.7883	32.7883	3.0000	2.0000
MESQUITE ISD	HODGES EL	42.6135	41.6135	1.0000	1.0000

District Name	Campus Name	Total FTE	In Field	Out of Field	No Certification
MESQUITE ISD	HORN HIGH SCHOOL	112.2006	85.4986	26.7020	14.3235
MESQUITE ISD	J C AUSTIN EL	26.5946	23.1286	3.4660	3.4660
MESQUITE ISD	J C CANNADAY EL	32.6924	31.3456	1.3468	0.3468
MESQUITE ISD	JOEY M PIRRUNG EL	37.4437	35.4437	2.0000	1.0000
MESQUITE ISD	JOHN HANBY EL	54.0523	50.0897	3.9626	3.0000
MESQUITE ISD	LAWRENCE EL	29.4499	25.2775	4.1724	4.0000
MESQUITE ISD	MARY MOSS EL	34.8968	33.8968	1.0000	1.0000
MESQUITE ISD	MCDONALD MIDDLE	46.4446	38.3699	8.0747	1.9999
MESQUITE ISD	MCKENZIE EL	27.5224	24.2210	3.3014	3.3014
MESQUITE ISD	MCWHORTER EL	44.7104	41.7532	2.9572	2.9572
MESQUITE ISD	MESQUITE ACAD	33.0532	19.6765	13.3767	6.4998
MESQUITE ISD	MESQUITE H S	134.7198	106.2744	28.4454	18.6508
MESQUITE ISD	MOTLEY EL	21.4824	18.4824	3.0000	3.0000
MESQUITE ISD	NORTH MESQUITE H S	137.6502	112.2904	25.3598	14.1376
MESQUITE ISD	PORTER EL	25.7432	24.7432	1.0000	1.0000
MESQUITE ISD	R S KIMBROUGH MIDDLE	38.9280	29.7616	9.1664	4.1349
MESQUITE ISD	RALPH H POTEET H S	94.4437	73.7271	20.7166	11.0879
MESQUITE ISD	RANGE EL	39.6544	32.2189	7.4355	5.9412
MESQUITE ISD	RUBY SHAW EL	40.3799	40.3799	0.0000	0.0000
MESQUITE ISD	RUGEL EL	27.1511	24.1511	3.0000	3.0000
MESQUITE ISD	RUTHERFORD EL	40.4672	36.4672	4.0000	4.0000
MESQUITE ISD	S M SEABOURN EL	37.4362	33.4362	4.0000	3.0000
MESQUITE ISD	SHANDS EL	44.4778	39.4778	5.0000	2.0000
MESQUITE ISD	SHARED SERVICE ARRANGEMENTS	1.0000	1.0000	0.0000	0.0000
MESQUITE ISD	THOMPSON EL	47.5286	41.5285	6.0001	6.0001
MESQUITE ISD	TISINGER EL	42.3458	41.9458	0.4000	0.4000
MESQUITE ISD	TOSCH EL	39.5510	32.5510	7.0000	7.0000
MESQUITE ISD	VANSTON MIDDLE	37.0758	21.8039	15.2719	10.2556
MESQUITE ISD	VERNON PRICE EL	31.1521	30.1521	1.0000	1.0000
MESQUITE ISD	WEST MESQUITE H S	94.9886	75.4029	19.5857	12.2465
MESQUITE ISD	WILKINSON MIDDLE	43.8322	35.7899	8.0423	2.9999
METRO CHARTER ACADEMY	METRO CHARTER ACADEMY	26.0852	2.6724	23.4128	23.4128
MEXIA ISD	A B MCBAY EL	44.0772	42.9085	1.1687	1.0000
MEXIA ISD	MEXIA H S	40.3121	28.1635	12.1486	7.0149
MEXIA ISD	MEXIA J H	39.2075	25.0024	14.2051	7.4978
MEXIA ISD	R Q SIMS INT	23.0000	22.0000	1.0000	0.0000
MEYERSVILLE ISD	MEYERSVILLE EL	10.3328	8.3539	1.9789	1.0000
MIAMI ISD	MIAMI SCHOOL	19.1814	14.6094	4.5720	0.9998
MID-VALLEY ACADEMY	MID-VALLEY ACADEMY-MCALLEN	6.4040	0.9840	5.4200	5.4200
MID-VALLEY ACADEMY	MID-VALLEY ACADEMY	3.2445	0.2351	3.0094	2.0241
MIDLAND ACADEMY CHARTER SCHOOL	MIDLAND ACADEMY CHARTER SCHOOL	30.9862	16.9755	14.0107	10.7385
MIDLAND ISD	ALAMO J H	49.6158	37.8209	11.7949	2.0002
MIDLAND ISD	BARNEY GREATHOUSE SCHOOL	33.1365	32.1365	1.0000	1.0000
MIDLAND ISD	BONHAM EL	40.9639	37.3997	3.5642	1.5292
MIDLAND ISD	BOOKER T WASHINGTON MATH/SCIENCE	33.1069	32.1069	1.0000	0.0000
MIDLAND ISD	BOWIE EL	30.4713	29.7884	0.6829	0.0000
MIDLAND ISD	BUNCHE EARLY CHILDHD CTR	18.0000	15.0000	3.0000	0.0000
MIDLAND ISD	BURNET EL	34.6468	31.8468	2.8000	1.0000
MIDLAND ISD	BUSH EL	35.6186	33.6186	2.0000	2.0000
MIDLAND ISD	CARVER O D L	16.5000	16.5000	0.0000	0.0000
MIDLAND ISD	CR0CKETT EL	34.0901	32.3901	1.7000	1.0000
MIDLAND ISD	DE ZAVALA EL	30.1604	29.7937	0.3667	0.0000
MIDLAND ISD	DISTRICT ADMINISTRATION	10.0000	9.0000	1.0000	0.0000
MIDLAND ISD	ELISHA M PEASE	35.1000	33.5422	1.5578	0.0000

District Name	Campus Name	Total FTE	In Field	Out of Field	No Certification
	COMMUNICATIONS/TECH				
MIDLAND ISD	EMERSON EL	30.6135	30.1135	0.5000	0.0000
MIDLAND ISD	FANNIN EL	34.3412	34.3412	0.0000	0.0000
MIDLAND ISD	GEORGE T ABELL J H	45.5002	33.8246	11.6756	1.0002
MIDLAND ISD	GODDARD J H	50.6730	35.0282	15.6448	6.1192
MIDLAND ISD	HENDERSON EL	38.0835	36.5502	1.5333	1.0000
MIDLAND ISD	HOUSTON EL	39.9361	35.9362	3.9999	1.9999
MIDLAND ISD	JONES EL	30.9717	28.9718	1.9999	0.9999
MIDLAND ISD	LAMAR EL	36.7906	34.2906	2.5000	0.0000
MIDLAND ISD	LEE FRESHMAN H S	43.4900	37.4876	6.0024	3.9998
MIDLAND ISD	LEE H S	109.4981	96.2573	13.2408	1.3305
MIDLAND ISD	LONG EL	39.6134	36.6134	3.0000	2.0000
MIDLAND ISD	MIDLAND EXCEL CAMPUS	14.9354	13.5131	1.4223	0.8296
MIDLAND ISD	MIDLAND FRESHMAN H S	43.2431	34.0666	9.1765	4.9996
MIDLAND ISD	MIDLAND H S	96.8119	80.5887	16.2232	8.6427
MIDLAND ISD	MILAM EL	30.3470	28.3470	2.0000	2.0000
MIDLAND ISD	PARKER EL	35.1732	33.6732	1.5000	1.0000
MIDLAND ISD	RUSK EL	30.9123	28.9123	2.0000	1.0000
MIDLAND ISD	SAN JACINTO J H	44.3023	35.9073	8.3950	3.0002
MIDLAND ISD	SANTA RITA EL	28.6732	26.6732	2.0000	1.0000
MIDLAND ISD	SCHARBAUER EL	33.5444	32.5444	1.0000	0.0000
MIDLAND ISD	SOUTH EL	34.8497	28.3788	6.4709	1.4709
MIDLAND ISD	TRAVIS EL	38.6346	37.1281	1.5065	0.0000
MIDLAND ISD	VIOLA M COLEMAN H S	12.6770	10.8693	1.8077	0.8644
MIDLAND ISD	WEST EARLY CHILDHOOD CTR	16.0000	15.0000	1.0000	0.0000
MIDLOTHIAN ISD	IRVIN EL	24.6821	22.6819	2.0002	2.0002
MIDLOTHIAN ISD	LONGBRANCH EL	40.0667	39.9000	0.1667	0.0000
MIDLOTHIAN ISD	MIDLOTHIAN H S	85.0741	72.9377	12.1364	7.5463
MIDLOTHIAN ISD	MIDLOTHIAN MIDDLE	41.6958	30.0678	11.6280	6.4710
MIDLOTHIAN ISD	MT PEAK EL	42.0006	41.6615	0.3391	0.0000
MIDLOTHIAN ISD	T E BAXTER EL	36.2206	34.2206	2.0000	2.0000
MIDWAY ISD	HEWITT EL	38.6330	37.4357	1.1973	1.1973
MIDWAY ISD	MIDWAY H S	108.3381	100.3277	8.0104	1.3073
MIDWAY ISD	MIDWAY INT	47.3167	45.3167	2.0000	1.0000
MIDWAY ISD	MIDWAY MIDDLE	54.4923	45.7809	8.7114	3.7605
MIDWAY ISD	MIDWAY SCHOOL	16.0687	12.9247	3.1440	2.0001
MIDWAY ISD	SOUTH BOSQUE EL	25.9997	25.9997	0.0000	0.0000
MIDWAY ISD	SPEEGLEVILLE EL	13.3998	12.3998	1.0000	1.0000
MIDWAY ISD	SPRING VALLEY EL	32.0000	29.8000	2.2000	2.0000
MIDWAY ISD	WOODWAY EL	34.0000	33.0000	1.0000	1.0000
MILANO ISD	MILANO EL	16.1997	14.0569	2.1428	1.0000
MILANO ISD	MILANO H S	13.8127	7.1823	6.6304	2.8253
MILANO ISD	MILANO JR HIGH	4.3588	3.8215	0.5373	0.0000
MILDRED ISD	MILDRED EL	25.8396	22.5029	3.3367	3.0000
MILDRED ISD	MILDRED H S	22.2685	15.6682	6.6003	3.8326
MILDRED ISD	NAVARRO DAEP COOP	1.0000	1.0000	0.0000	0.0000
MILES ISD	MILES EL	18.9695	16.7195	2.2500	0.0000
MILES ISD	MILES H S	19.9202	14.7288	5.1914	0.0000
MILFORD ISD	MILFORD SCHOOL	20.0570	15.3290	4.7280	1.9183
MILLER GROVE ISD	MILLER GROVE SCHOOL	20.7361	13.8737	6.8624	4.7480
MILLSAP ISD	MILLSAP ELEM	25.9103	22.6329	3.2774	2.9999
MILLSAP ISD	MILLSAP H S	18.2069	13.8312	4.3757	3.7090
MILLSAP ISD	MILLSAP MIDDLE SCHOOL	15.1324	10.3858	4.7466	3.0004
MINEOLA ISD	MINEOLA EL	24.7231	24.2653	0.4578	0.4578
MINEOLA ISD	MINEOLA H S	31.8554	26.7062	5.1492	1.7647
MINEOLA ISD	MINEOLA MIDDLE	27.8228	16.9322	10.8906	3.8381

District Name	Campus Name	Total FTE	In Field	Out of Field	No Certification
MINEOLA ISD	MINEOLA PRI	24.5422	24.0000	0.5422	0.5422
MINERAL WELLS ISD	HOUSTON EL	37.6666	37.6666	0.0000	0.0000
MINERAL WELLS ISD	LAMAR EL	41.8182	37.0000	4.8182	2.8182
MINERAL WELLS ISD	MINERAL WELL H S	52.2238	44.6657	7.5581	4.9419
MINERAL WELLS ISD	MINERAL WELLS J H	31.9777	25.7542	6.2235	0.9999
MINERAL WELLS ISD	SHARED SERVICE ARRANGEMENTS	1.0000	1.0000	0.0000	0.0000
MINERAL WELLS ISD	TRAVIS EL	46.1482	46.1482	0.0000	0.0000
MISSION CONS ISD	ALTER SCH	9.8554	5.5159	4.3395	3.0000
MISSION CONS ISD	ALTON EL	38.3051	38.1342	0.1709	0.1709
MISSION CONS ISD	ALTON MEMORIAL JR HIGH	40.9203	26.8735	14.0468	9.8352
MISSION CONS ISD	BRYAN EL	38.3291	37.2002	1.1289	0.0000
MISSION CONS ISD	CANTU EL	41.3232	39.9664	1.3568	0.2542
MISSION CONS ISD	CARL C WAITZ EL	36.4537	27.9644	8.4893	3.2783
MISSION CONS ISD	CASTRO EL	42.2049	40.4265	1.7784	1.3431
MISSION CONS ISD	HURLA M MIDKIFF ELEMENTARY SCHOOL	39.7513	36.2226	3.5287	1.2387
MISSION CONS ISD	LEAL EL	36.5263	35.0323	1.4940	0.2315
MISSION CONS ISD	MARCELL EL	40.6165	34.2824	6.3341	3.2629
MISSION CONS ISD	MIMS EL	40.8424	36.7248	4.1176	2.0000
MISSION CONS ISD	MISSION H S	110.1935	100.9095	9.2840	3.1830
MISSION CONS ISD	MISSION J H	44.7354	39.8025	4.9329	2.7317
MISSION CONS ISD	OLLIE O'GRADY EL	50.7936	37.1541	13.6395	5.1585
MISSION CONS ISD	PEARSON EL	35.2466	24.9107	10.3359	6.3359
MISSION CONS ISD	RAQUEL CAVAZOS ELEMENTARY SCHOOL	36.1811	33.6800	2.5011	0.3626
MISSION CONS ISD	SALINAS EL	38.0044	34.3546	3.6498	2.3626
MISSION CONS ISD	VETERANS MEMORIAL HIGH SCHOOL	97.4041	77.9212	19.4829	11.0907
MISSION CONS ISD	WHITE J H	45.8180	37.0355	8.7825	4.4175
MONAHANS-WICKETT- PYOTE ISD	EDWARDS EL	16.0000	14.0000	2.0000	1.0000
MONAHANS-WICKETT- PYOTE ISD	GEORGE CULLENDER KIND	10.4091	7.7033	2.7058	0.0000
MONAHANS-WICKETT- PYOTE ISD	MONAHANS ED CTR	2.6617	1.1152	1.5465	0.0000
MONAHANS-WICKETT- PYOTE ISD	MONAHANS H S	39.4910	34.0288	5.4622	2.7619
MONAHANS-WICKETT- PYOTE ISD	SUDDERTH EL	18.2439	17.3401	0.9038	0.6888
MONAHANS-WICKETT- PYOTE ISD	TATOM EL	18.8999	18.8999	0.0000	0.0000
MONAHANS-WICKETT- PYOTE ISD	WALKER J H	20.6349	15.5899	5.0450	2.2670
MONTAGUE ISD	MONTAGUE EL	10.0495	7.1931	2.8564	2.0000
MONTAGUE ISD	SHARED SERVICE ARRANGEMENTS	0.1429	0.1429	0.0000	0.0000
MONTE ALTO ISD	MONTE ALTO EL	25.8539	22.5266	3.3273	1.9145
MONTE ALTO ISD	MONTE ALTO MIDDLE	9.6119	6.7420	2.8699	1.9999
MONTGOMERY ISD	MONTGOMERY EL	51.7838	48.0338	3.7500	1.0000
MONTGOMERY ISD	MONTGOMERY H S	88.8273	78.5170	10.3103	3.0002
MONTGOMERY ISD	MONTGOMERY INT	48.7055	46.7056	1.9999	1.0000
MONTGOMERY ISD	MONTGOMERY J H	48.2506	42.6418	5.6088	2.0000
MONTGOMERY ISD	MONTGOMERY MIDDLE	28.3970	27.3967	1.0003	1.0003
MONTGOMERY ISD	STEWART CREEK ELEMENTARY	52.1167	50.1167	2.0000	2.0000
MOODY ISD	MOODY EL	21.3763	19.3761	2.0002	2.0002
MOODY ISD	MOODY H S	20.1997	14.9570	5.2427	2.0001
MOODY ISD	MOODY MIDDLE	16.8633	11.1385	5.7248	3.6919
MOODY ISD	MOODY PRE-K	0.8450	0.8450	0.0000	0.0000
MORAN ISD	MORAN SCHOOL	11.1528	9.0447	2.1081	0.9998
MORGAN ISD	MORGAN SCHOOL	15.6083	13.8342	1.7741	0.0000

District Name	Campus Name	Total FTE	In Field	Out of Field	No Certification
MORGAN MILL ISD	MORGAN MILL EL	8.7052	7.6739	1.0313	0.0000
MORTON ISD	MORTON EL	17.4601	16.8275	0.6326	0.0000
MORTON ISD	MORTON H S	13.4778	8.9572	4.5206	0.5638
MORTON ISD	MORTON J H	7.9430	5.5833	2.3597	0.4358
MORTON ISD	P E P	3.3665	2.3561	1.0104	0.0000
MOTLEY COUNTY ISD	MOTLEY COUNTY SCHOOL	15.2669	14.2753	0.9916	0.0000
MOULTON ISD	MOULTON EL	15.7057	14.9061	0.7996	0.0000
MOULTON ISD	MOULTON H S	14.2256	11.2151	3.0105	0.9999
MOUNT CALM ISD	MOUNT CALM EL	14.3566	9.2672	5.0894	2.9998
MOUNT ENTERPRISE ISD	MT ENTERPRISE ELEMENTARY	17.4937	16.0050	1.4887	0.5157
MOUNT ENTERPRISE ISD	MT ENTERPRISE H S	14.6455	11.5301	3.1154	1.1565
MOUNT PLEASANT ISD	ALTER ED	0.1189	0.0000	0.1189	0.0000
MOUNT PLEASANT ISD	BRICE EL	28.9999	21.9999	7.0000	3.0000
MOUNT PLEASANT ISD	CHILD DEVELOPMENT CENTER	11.6452	7.0000	4.6452	2.0000
MOUNT PLEASANT ISD	CORPREW INT	31.2844	19.7272	11.5572	5.0000
MOUNT PLEASANT ISD	DISTRICT ADMINISTRATION	0.9048	0.9048	0.0000	0.0000
MOUNT PLEASANT ISD	MOUNT PLEASANT J H	45.8214	28.0141	17.8073	6.5567
MOUNT PLEASANT ISD	MT PLEASANT DAEP	0.5000	0.5000	0.0000	0.0000
MOUNT PLEASANT ISD	MT PLEASANT H S	97.4472	68.7138	28.7334	13.2311
MOUNT PLEASANT ISD	SIMS EL	34.2611	28.2611	6.0000	2.0000
MOUNT PLEASANT ISD	VIVIAN FOWLER EL	30.9755	20.9755	10.0000	3.0000
MOUNT PLEASANT ISD	WALLACE MIDDLE	48.3353	44.3348	4.0005	3.0003
MOUNT VERNON ISD	MT VERNON EL	32.1514	30.4428	1.7086	1.7086
MOUNT VERNON ISD	MT VERNON H S	33.3186	26.0726	7.2460	3.3955
MOUNT VERNON ISD	MT VERNON INT	21.4167	20.9449	0.4718	0.2500
MOUNT VERNON ISD	MT VERNON J H	16.5334	13.4898	3.0436	0.3950
MUENSTER ISD	MUENSTER EL	21.6724	21.6724	0.0000	0.0000
MUENSTER ISD	MUENSTER H S	20.5644	15.2946	5.2698	0.1216
MUENSTER ISD	SHARED SERVICE ARRANGEMENTS	1.3563	1.1782	0.1781	0.0000
MULESHOE ISD	DILLMAN EL	30.0002	25.2674	4.7328	2.0000
MULESHOE ISD	MARY DESHAZO EL	25.1439	23.2281	1.9158	0.9157
MULESHOE ISD	MULESHOE H S	28.7761	25.3149	3.4612	0.2157
MULESHOE ISD	WATSON J H	23.3108	18.5093	4.8015	2.7846
MULLIN ISD	MULLIN EL	7.3294	5.4196	1.9098	1.8329
MULLIN ISD	MULLIN SCHOOL	11.2711	7.3890	3.8821	2.1194
MUMFORD ISD	MUMFORD EL	18.6528	16.2367	2.4161	1.0000
MUMFORD ISD	MUMFORD H S	10.3421	5.7115	4.6306	1.7460
MUNDAY ISD	MUNDAY EL	16.7947	16.6089	0.1858	0.0000
MUNDAY ISD	MUNDAY H S	13.3895	9.6509	3.7386	1.8213
MUNDAY ISD	MUNDAY J H	4.7868	3.2303	1.5565	1.0231
MURCHISON ISD	MURCHISON EL	13.3416	11.2100	2.1316	1.0001
NACOGDOCHES ISD	BROOKS-QUINN-JONES ECLC	42.8718	37.0001	5.8717	4.8717
NACOGDOCHES ISD	CARPENTER EL	31.9999	28.9999	3.0000	2.0000
NACOGDOCHES ISD	DISTRICT ADMINISTRATION	2.9999	2.9999	0.0000	0.0000
NACOGDOCHES ISD	FREDONIA EL	22.9196	19.9998	2.9198	1.0000
NACOGDOCHES ISD	NACOGDOCHES CO ALTER ED COOP	5.8395	3.1968	2.6427	0.0000
NACOGDOCHES ISD	NACOGDOCHES H S	114.3165	90.1031	24.2134	13.3410
NACOGDOCHES ISD	NETTIE MARSHALL EL	20.0000	17.0000	3.0000	3.0000
NACOGDOCHES ISD	NISD/SFASU CHARTER CAMPUS	7.0000	6.0000	1.0000	1.0000
NACOGDOCHES ISD	RAGUET EL	28.2619	23.2619	5.0000	4.0000
NANCY NEY CHARTER SCHOOL	NANCY NEY CHARTER SCHOOL	10.8948	3.2262	7.6686	3.3999
NATALIA ISD	NATALIA EARLY CHILD CTR	16.0197	13.5934	2.4263	1.6563
NATALIA ISD	NATALIA EL	19.4376	19.1513	0.2863	0.0000

District Name	Campus Name	Total FTE	In Field	Out of Field	No Certification
NATALIA ISD	NATALIA H S	21.3684	15.0578	6.3106	3.7120
NATALIA ISD	NATALIA J H	16.0207	7.9919	8.0288	4.1191
NAVARRO ISD	NAVARRO EL	38.2570	36.5327	1.7243	0.0000
NAVARRO ISD	NAVARRO H S	21.7293	18.5034	3.2259	0.0000
NAVARRO ISD	NAVARRO MIDDLE	27.3426	23.7661	3.5765	0.0000
NAVASOTA ISD	JOHN C WEBB EL	29.2189	24.2189	5.0000	3.0000
NAVASOTA ISD	NAVASOTA H S	47.2318	35.1842	12.0476	8.6183
NAVASOTA ISD	NAVASOTA INT	26.1236	23.1236	3.0000	2.0000
NAVASOTA ISD	NAVASOTA J H	40.7943	34.8125	5.9818	2.0002
NAVASOTA ISD	NAVASOTA PRIMARY	37.5574	34.0574	3.5000	2.0000
NAVASOTA ISD	SUCCESS ACADEMY AT CARVER LEARNING	0.1250	0.0000	0.1250	0.0000
NAZARETH ISD	NAZARETH SCHOOL	20.7387	16.4814	4.2573	1.8596
NECHES ISD	NECHES EL	13.1067	12.0361	1.0706	0.0000
NECHES ISD	NECHES H S	12.1791	3.3815	8.7976	5.6391
NEDERLAND ISD	ALTERNATIVE EDUCATION SCHOOL	1.0000	1.0000	0.0000	0.0000
NEDERLAND ISD	CENTRAL MIDDLE	40.0978	37.0970	3.0008	0.8189
NEDERLAND ISD	HELENA PARK EL	31.6780	30.3570	1.3210	1.0000
NEDERLAND ISD	HIGHLAND PARK EL	30.8756	30.6756	0.2000	0.0000
NEDERLAND ISD	HILLCREST EL	30.9893	27.7358	3.2535	3.0003
NEDERLAND ISD	LANGHAM EL	30.9117	30.9117	0.0000	0.0000
NEDERLAND ISD	NEDERLAND H S	71.0595	65.2870	5.7725	1.4635
NEDERLAND ISD	WILSON MIDDLE	40.5239	37.2945	3.2294	1.4254
NEEDVILLE ISD	NEEDVILLE EL	35.3264	35.1504	0.1760	0.0000
NEEDVILLE ISD	NEEDVILLE H S	42.2347	36.7908	5.4439	1.8406
NEEDVILLE ISD	NEEDVILLE INT	18.0365	17.9122	0.1243	0.0000
NEEDVILLE ISD	NEEDVILLE JUNIOR HIGH	25.3422	16.9774	8.3648	3.0404
NEEDVILLE ISD	NEEDVILLE MIDDLE	23.4735	23.4735	0.0000	0.0000
NEW BOSTON ISD	CRESTVIEW EL	40.5406	37.3552	3.1854	2.0001
NEW BOSTON ISD	NEW BOSTON H S	32.8885	28.7981	4.0904	2.2330
NEW BOSTON ISD	NEW BOSTON MIDDLE	37.1267	29.1423	7.9844	4.4221
NEW BRAUNFELS ISD	CARL SCHURZ EL	27.8304	25.9929	1.8375	1.0000
NEW BRAUNFELS ISD	DISCIPLINE ALTERNATIVE EDUCATION	6.0876	4.8375	1.2501	0.7501
NEW BRAUNFELS ISD	DISTRICT ADMINISTRATION	3.0000	2.0000	1.0000	0.0000
NEW BRAUNFELS ISD	LAMAR PRI	26.4106	23.4106	3.0000	0.0000
NEW BRAUNFELS ISD	LONE STAR PRI	24.8172	24.8172	0.0000	0.0000
NEW BRAUNFELS ISD	MEMORIAL EL	38.2917	35.2554	3.0363	0.4000
NEW BRAUNFELS ISD	MEMORIAL INT	31.2472	30.7579	0.4893	0.4893
NEW BRAUNFELS ISD	MEMORIAL PRI	39.6667	32.5667	7.1000	3.6000
NEW BRAUNFELS ISD	NEW BRAUNFELS H S	103.1888	91.3548	11.8340	2.6671
NEW BRAUNFELS ISD	NEW BRAUNFELS MIDDLE	52.4424	38.3688	14.0736	6.0239
NEW BRAUNFELS ISD	OAKRUN SCHOOL	26.7440	26.5675	0.1765	0.1765
NEW BRAUNFELS ISD	SEELE EL	23.3988	20.4845	2.9143	2.9143
NEW BRAUNFELS ISD	THE NBISD LEARNING CENTER	0.4000	0.4000	0.0000	0.0000
NEW CANEY ISD	A M AIKIN EL	40.7847	36.2352	4.5495	3.0002
NEW CANEY ISD	ELEMENTARY #6	40.6347	36.2727	4.3620	2.7914
NEW CANEY ISD	KEEFER CROSSING MIDDLE SCHOOL	46.4323	35.0356	11.3967	6.9999
NEW CANEY ISD	KINGS MANOR ELEMENTARY	51.2134	45.0818	6.1316	3.0000
NEW CANEY ISD	NEW CANEY EL	53.9437	48.0629	5.8808	3.9995
NEW CANEY ISD	NEW CANEY H S	109.6271	84.5484	25.0787	12.9379
NEW CANEY ISD	NEW CANEY SP ED	6.4417	5.3928	1.0489	1.0000
NEW CANEY ISD	PORTER EL	53.5710	50.5221	3.0489	3.0000
NEW CANEY ISD	ROBERT CRIPPEN EL	47.5657	41.5168	6.0489	6.0000
NEW CANEY ISD	THE LEARNING CTR	8.4151	6.6398	1.7753	0.0000
NEW CANEY ISD	WHITE OAK MIDDLE SCHOOL	56.1574	45.4791	10.6783	4.4804

District Name	Campus Name	Total FTE	In Field	Out of Field	No Certification
NEW DEAL ISD	NEW DEAL EL	22.8328	21.4299	1.4029	1.4029
NEW DEAL ISD	NEW DEAL H S	14.3357	13.5529	0.7828	0.2239
NEW DEAL ISD	NEW DEAL MIDDLE	16.0402	12.3435	3.6967	1.9654
NEW DIANA ISD	NEW DIANA EL	30.0649	29.8747	0.1902	0.0000
NEW DIANA ISD	NEW DIANA H S	22.5811	18.3069	4.2742	1.0002
NEW DIANA ISD	NEW DIANA MIDDLE	13.3664	9.6932	3.6732	0.0000
NEW FRONTIERS CHARTER SCHOOL	NEW FRONTIERS CHARTER SCHOOL	22.8626	15.0000	7.8626	6.5686
NEW HOME ISD	NEW HOME SCHOOL	20.7382	17.7954	2.9428	0.9180
NEW SUMMERFIELD ISD	NEW SUMMERFIELD SCHOOL	39.1667	22.8007	16.3660	9.0091
NEW WAVERLY ISD	NEW WAVERLY H S	19.0407	13.5991	5.4416	3.2673
NEW WAVERLY ISD	NEW WAVERLY JUNIOR HIGH	14.0070	11.4640	2.5430	1.9999
NEW WAVERLY ISD	RUDD EL	16.2130	15.2130	1.0000	0.0000
NEWTON ISD	NEWTON CO SP ED CO-OP	1.0000	1.0000	0.0000	0.0000
NEWTON ISD	NEWTON EL	44.4964	39.4108	5.0856	3.9999
NEWTON ISD	NEWTON H S	31.8612	24.9296	6.9316	2.9998
NEWTON ISD	NEWTON MIDDLE	21.3288	13.5889	7.7399	5.5364
NIXON-SMILEY CONS ISD	NIXON-SMILEY H S	22.2693	15.7440	6.5253	2.8336
NIXON-SMILEY CONS ISD	NIXON-SMILEY MIDDLE	24.1438	16.8054	7.3384	4.1665
NIXON-SMILEY CONS ISD	NIXON SMILEY EL	24.6312	22.8045	1.8267	1.6310
NOCONA ISD	NOCONA EL	29.9733	27.9733	2.0000	1.0000
NOCONA ISD	NOCONA H S	20.0228	15.5260	4.4968	2.0000
NOCONA ISD	NOCONA MIDDLE	13.3320	11.2361	2.0959	1.2142
NOCONA ISD	SHARED SERVICE ARRANGEMENTS	1.1429	0.1429	1.0000	0.0000
NORDHEIM ISD	NORDHEIM SCHOOL	11.2202	8.9856	2.2346	0.9286
NORMANGEE ISD	NORMANGEE EL	16.8875	15.8875	1.0000	1.0000
NORMANGEE ISD	NORMANGEE H S	21.3741	12.6426	8.7315	6.9999
NORMANGEE ISD	SHARED SERVICE ARRANGEMENTS	0.2663	0.0000	0.2663	0.1963
NORTH EAST ISD	ACADEMY OF CREATIVE ED	3.7897	3.2769	0.5128	0.0000
NORTH EAST ISD	ALTER H S	5.3348	4.8112	0.5236	0.0000
NORTH EAST ISD	ALTER MIDDLE	8.5535	7.8869	0.6666	0.0000
NORTH EAST ISD	BRADLEY MIDDLE	73.2934	67.5084	5.7850	0.8344
NORTH EAST ISD	BUSH MIDDLE	88.6219	79.5276	9.0943	3.0000
NORTH EAST ISD	CAMELOT EL	37.0796	34.0129	3.0667	3.0000
NORTH EAST ISD	CASTLE HILLS EL	34.1967	32.8633	1.3334	1.0000
NORTH EAST ISD	CENTER SCH	14.8524	14.8524	0.0000	0.0000
NORTH EAST ISD	CHILDREN'S INTERVENTION	1.0000	0.0000	1.0000	0.0000
NORTH EAST ISD	CHURCHILL H S	153.4787	142.8401	10.6386	5.3339
NORTH EAST ISD	CLEAR SPRING EL	32.1668	32.1668	0.0000	0.0000
NORTH EAST ISD	COKER EL	48.6856	45.7380	2.9476	2.0000
NORTH EAST ISD	COLONIAL HILLS EL	59.9935	54.7040	5.2895	3.0000
NORTH EAST ISD	DELLVIEW EL	35.5722	34.5722	1.0000	1.0000
NORTH EAST ISD	DRISCOLL MIDDLE	96.5251	86.8630	9.6621	2.0000
NORTH EAST ISD	EAST TERRELL HILLS EL	52.5583	42.7736	9.7847	8.0000
NORTH EAST ISD	EISENHOWER MIDDLE	69.1140	64.2203	4.8937	0.4084
NORTH EAST ISD	EL DORADO EL	38.1352	34.9820	3.1532	2.1489
NORTH EAST ISD	ENCINO PARK EL	52.2551	52.1906	0.0645	0.0000
NORTH EAST ISD	FOX RUN EL	42.4967	38.8822	3.6145	3.2953
NORTH EAST ISD	FRANK TEJEDA MIDDLE SCHOOL	71.3631	60.9143	10.4488	2.9158
NORTH EAST ISD	GARNER MIDDLE	62.2598	50.4386	11.8212	5.7699
NORTH EAST ISD	HARDY OAK EL	50.7349	48.6867	2.0482	2.0000
NORTH EAST ISD	HARMONY HILLS EL	41.6030	40.6030	1.0000	1.0000
NORTH EAST ISD	HIDDEN FOREST EL	33.2485	32.2485	1.0000	1.0000

District Name	Campus Name	Total FTE	In Field	Out of Field	No Certification
NORTH EAST ISD	HOMEBOUND	7.8004	4.8743	2.9261	0.4069
NORTH EAST ISD	HUEBNER ROAD EL	50.3365	49.8365	0.5000	0.0000
NORTH EAST ISD	INTERNATIONAL SCHOOL OF AMERICA	22.5093	18.4671	4.0422	1.0002
NORTH EAST ISD	JACKSON-KELLER EL	56.7438	52.2438	4.5000	4.0000
NORTH EAST ISD	JACKSON MIDDLE	55.1198	52.9137	2.2061	0.9998
NORTH EAST ISD	JUDSON ROAD ELEMENTARY	67.7817	66.5689	1.2128	0.0000
NORTH EAST ISD	KRUEGER MIDDLE	77.6001	61.8561	15.7440	4.6896
NORTH EAST ISD	LARKSPUR EL	58.7841	53.7841	5.0000	3.0000
NORTH EAST ISD	LEE H S	127.6960	106.7754	20.9206	11.2010
NORTH EAST ISD	LONGS CREEK EL	52.2985	49.1070	3.1915	3.0000
NORTH EAST ISD	MAC ARTHUR H S	149.2211	133.8578	15.3633	8.5063
NORTH EAST ISD	MADISON H S	150.1322	141.7210	8.4112	3.3325
NORTH EAST ISD	MONTGOMERY EL	49.9307	48.9999	0.9308	0.0000
NORTH EAST ISD	NIMITZ MIDDLE	61.1444	54.5309	6.6135	0.9998
NORTH EAST ISD	NORTHERN HILLS EL	51.0121	50.3307	0.6814	0.1489
NORTH EAST ISD	NORTHWOOD EL	27.5402	27.0189	0.5213	0.0000
NORTH EAST ISD	OAK GROVE EL	37.8853	36.8693	1.0160	0.0000
NORTH EAST ISD	OAK MEADOW EL	41.0389	38.0389	3.0000	3.0000
NORTH EAST ISD	OLMOS EL	52.5845	48.5845	4.0000	3.0000
NORTH EAST ISD	REAGAN H S	177.2473	163.4390	13.8083	5.3964
NORTH EAST ISD	REDLAND OAKS EL	42.3639	41.0133	1.3506	1.0000
NORTH EAST ISD	REGENCY PLACE EL	42.5002	37.4638	5.0364	3.0000
NORTH EAST ISD	RIDGEVIEW EL	41.2617	40.2617	1.0000	0.0000
NORTH EAST ISD	ROAN FOREST EL	46.0791	45.8161	0.2630	0.0000
NORTH EAST ISD	ROOSEVELT H S	140.9209	117.9904	22.9305	11.1754
NORTH EAST ISD	ROYAL RIDGE EL	42.9031	41.4839	1.4192	0.8750
NORTH EAST ISD	SERNA EL	36.5161	34.5161	2.0000	1.0000
NORTH EAST ISD	STAHL EL	49.7708	48.7070	1.0638	2.0000
NORTH EAST ISD	STONE OAK EL	53.6059	50.0481	3.5578	1.0000
NORTH EAST ISD	STONE OAK PARKWAY ELEMENTARY	50.6873	48.8777	1.8096	1.0000
NORTH EAST ISD	THOUSAND OAKS EL	50.7027	49.3521	1.3506	0.0000
NORTH EAST ISD	WALZEM EL	47.7798	43.3311	4.4487	1.0000
NORTH EAST ISD	WEST AVENUE EL	31.0734	30.1258	0.9476	0.0000
NORTH EAST ISD	WETMORE EL	55.0046	54.5020	0.5026	0.0000
NORTH EAST ISD	WHITE MIDDLE	66.7774	62.8647	3.9127	0.0000
NORTH EAST ISD	WILSHIRE EL	32.4338	32.4338	0.0000	0.0000
NORTH EAST ISD	WINDCREST EL	33.5912	32.5912	1.0000	1.0000
NORTH EAST ISD	WOOD MIDDLE	73.0505	65.2246	7.8259	3.9996
NORTH EAST ISD	WOODSTONE EL	54.0317	52.3189	1.7128	1.0000
NORTH FOREST ISD	ELMORE MIDDLE	38.9995	23.3986	15.6009	5.9994
NORTH FOREST ISD	FONWOOD EL	47.3916	39.9936	7.3980	6.1324
NORTH FOREST ISD	FOREST BROOK H S	68.3848	40.7260	27.6588	16.4479
NORTH FOREST ISD	GUIDANCE CENTER	9.3002	7.5463	1.7539	0.0000
NORTH FOREST ISD	HILLIARD EL	41.9464	32.9999	8.9465	8.9465
NORTH FOREST ISD	KIRBY MIDDLE	50.7065	35.1430	15.5635	9.9015
NORTH FOREST ISD	LAKEWOOD ELEMENTARY	49.0605	39.3778	9.6827	5.7309
NORTH FOREST ISD	NORTH FOREST DROPOUT RECOVERY	0.6079	0.0000	0.6079	0.6079
NORTH FOREST ISD	OAK VILLAGE MIDDLE	48.4279	33.8551	14.5728	8.6623
NORTH FOREST ISD	SHADYDALE ELEMENTARY	44.0654	27.4320	16.6334	14.3780
NORTH FOREST ISD	SMILEY H S	78.2186	48.8799	29.3387	19.4289
NORTH FOREST ISD	THURGOOD MARSHALL EL	42.7702	26.8824	15.8878	11.8878
NORTH FOREST ISD	TIDWELL EL	46.2092	28.4405	17.7687	16.4655
NORTH FOREST ISD	W E ROGERS EL	41.0154	27.0063	14.0091	11.0153
NORTH HILLS SCHOOL	NORTH HILLS SCHOOL	65.0717	27.0371	38.0346	35.1868

District Name	Campus Name	Total FTE	In Field	Out of Field	No Certification
NORTH HOPKINS ISD	NORTH HOPKINS EL	17.9670	14.2575	3.7095	2.7096
NORTH HOPKINS ISD	NORTH HOPKINS H S	15.2655	10.5324	4.7331	1.1094
NORTH HOUSTON H S FOR BUSINESS	NORTH HOUSTON H S FOR BUSINESS	19.2024	5.0838	14.1186	11.2016
NORTH LAMAR ISD	AARON PARKER EL	23.1898	21.8069	1.3829	1.0857
NORTH LAMAR ISD	BAILEY INT	23.2713	21.7231	1.5482	0.9999
NORTH LAMAR ISD	CECIL EVERETT EL	26.9433	25.9432	1.0001	1.0001
NORTH LAMAR ISD	FRANK STONE MIDDLE	44.7970	40.0436	4.7534	1.4475
NORTH LAMAR ISD	NORTH LAMAR H S	62.7560	54.5690	8.1870	5.1071
NORTH LAMAR ISD	W L HIGGINS EL	29.9410	27.4551	2.4859	1.9145
NORTH ZULCH ISD	NORTH ZULCH EL	13.2602	11.3832	1.8770	1.8770
NORTH ZULCH ISD	NORTH ZULCH H S	15.0921	7.6775	7.4146	4.8362
NORTHSIDE ISD	ADAMS HILL EL	30.5766	27.4228	3.1538	2.0000
NORTHSIDE ISD	ANSON JONES MIDDLE	71.7569	61.0226	10.7343	3.9999
NORTHSIDE ISD	BEARD ELEMENTARY	55.0005	51.6909	3.3096	2.0000
NORTHSIDE ISD	BLATTMAN ELEMENTARY	40.0005	35.0005	5.0000	2.5000
NORTHSIDE ISD	BRAUCHLE EL	47.0004	46.8337	0.1667	0.0000
NORTHSIDE ISD	BRAUN STATION EL	41.0004	39.8337	1.1667	1.0000
NORTHSIDE ISD	BURKE EL	50.0004	46.0004	4.0000	4.0000
NORTHSIDE ISD	CABLE EL	41.5006	37.2148	4.2858	3.0000
NORTHSIDE ISD	CARLOS COON EL	48.0004	46.8337	1.1667	1.0000
NORTHSIDE ISD	CHALLENGE H S	6.9998	5.7158	1.2840	0.0000
NORTHSIDE ISD	CHRISTIAN EVERS EL	50.0006	47.0006	3.0000	0.0000
NORTHSIDE ISD	COKE STEVENSON MIDDLE	88.0607	76.9638	11.0969	0.0000
NORTHSIDE ISD	COLBY GLASS EL	39.0004	36.8337	2.1667	2.0000
NORTHSIDE ISD	COLONIES NORTH EL	45.5004	42.3337	3.1667	2.0000
NORTHSIDE ISD	DISTRICT ADMINISTRATION	3.0000	3.0000	0.0000	0.0000
NORTHSIDE ISD	DOLORES LINTON EL	41.9998	37.1665	4.8333	1.0000
NORTHSIDE ISD	E M PEASE MIDDLE	58.5052	50.6357	7.8695	2.0000
NORTHSIDE ISD	EARL RUDDER MIDDLE	58.3400	52.6485	5.6915	1.0000
NORTHSIDE ISD	EDMUND CODY EL	68.5000	66.0000	2.5000	1.5000
NORTHSIDE ISD	EDUARDO VILLARREAL EL	49.5004	44.5004	5.0000	2.0000
NORTHSIDE ISD	FERNANDEZ EL	54.0004	53.0004	1.0000	1.0000
NORTHSIDE ISD	GALM EL	47.0004	44.3337	2.6667	1.0000
NORTHSIDE ISD	GLENOAKS EL	55.3702	51.3702	4.0000	3.0000
NORTHSIDE ISD	GREGORIO ESPARZA EL	58.0004	50.8337	7.1667	5.0000
NORTHSIDE ISD	H B ZACHRY MIDDLE	77.6158	64.8181	12.7977	2.0001
NORTHSIDE ISD	HEALTH CAREERS H S	50.3954	44.5866	5.8088	2.4736
NORTHSIDE ISD	HELOTES EL	34.0004	33.8337	0.1667	0.0000
NORTHSIDE ISD	HENRY STEUBING EL	50.0004	45.8337	4.1667	2.0000
NORTHSIDE ISD	HOLMES H S	109.2247	94.4762	14.7485	7.8329
NORTHSIDE ISD	HOLMGREEN JR-SR H S	24.8748	19.8073	5.0675	1.9892
NORTHSIDE ISD	HOMEBOUND	1.0000	0.0000	1.0000	0.0000
NORTHSIDE ISD	J B PASSMORE EL	42.0004	39.8337	2.1667	1.0000
NORTHSIDE ISD	JACK C JORDAN MIDDLE	89.2888	74.6460	14.6428	4.8614
NORTHSIDE ISD	JAMES CARSON EL	40.0004	37.5004	2.5000	1.0000
NORTHSIDE ISD	JAY H S	143.7802	123.3585	20.4217	7.6583
NORTHSIDE ISD	JIMMY ELROD EL	48.0001	45.7143	2.2858	1.0000
NORTHSIDE ISD	JOHN B CONNALLY MIDDLE	66.5952	56.5258	10.0694	2.4999
NORTHSIDE ISD	JOHN GLENN EL	45.0006	42.0006	3.0000	2.0000
NORTHSIDE ISD	LACKLAND CITY EL	46.0006	40.0006	6.0000	4.0000
NORTHSIDE ISD	LAWRENCE POWELL EL	39.0004	37.0004	2.0000	2.0000
NORTHSIDE ISD	LEON SPRINGS EL	41.9996	39.9996	2.0000	2.0000
NORTHSIDE ISD	LEON VALLEY EL	54.5006	52.2148	2.2858	0.0000
NORTHSIDE ISD	LEWIS EL	63.5006	59.5004	4.0002	3.0002
NORTHSIDE ISD	LLOYD KNOWLTON EL	52.5004	48.3337	4.1667	4.0000

District Name	Campus Name	Total FTE	In Field	Out of Field	No Certification
NORTHSIDE ISD	LOCKE HILL EL	48.5004	44.6670	3.8334	3.5000
NORTHSIDE ISD	MARSHALL H S	126.1836	114.4618	11.7218	3.9998
NORTHSIDE ISD	MARY HULL EL	42.0004	39.5004	2.5000	0.0000
NORTHSIDE ISD	MARY MICHAEL EL	49.0005	45.7147	3.2858	3.0000
NORTHSIDE ISD	MEADOW VILLAGE EL	34.5006	33.5006	1.0000	1.0000
NORTHSIDE ISD	MONROE S MAY JR EL	48.0004	45.8337	2.1667	2.0000
NORTHSIDE ISD	MURRAY E BOONE EL	62.5004	58.1337	4.3667	2.0000
NORTHSIDE ISD	NAMS - NORTH	10.0010	8.2868	1.7142	1.0002
NORTHSIDE ISD	NAMS - SOUTH	5.9979	4.9985	0.9994	0.9994
NORTHSIDE ISD	NEFF MIDDLE	58.2633	47.5631	10.7002	3.9999
NORTHSIDE ISD	NICHOLS EL	46.0002	43.8335	2.1667	2.0000
NORTHSIDE ISD	NORTHSIDE ALTER SCH	19.0779	11.8829	7.1950	0.0000
NORTHSIDE ISD	NORTHSIDE HABILITATION CTR	18.5000	13.5000	5.0000	0.0000
NORTHSIDE ISD	NORTHSIDE SCHOOL	17.7581	14.5586	3.1995	0.8500
NORTHSIDE ISD	NORTHWEST CROSSING EL	48.0004	43.8337	4.1667	3.0000
NORTHSIDE ISD	OAK HILLS TERRACE EL	39.0004	37.8337	1.1667	0.0000
NORTHSIDE ISD	P P C D CAMPUS	4.0000	4.0000	0.0000	0.0000
NORTHSIDE ISD	RABA EL	49.5002	49.5002	0.0000	0.0000
NORTHSIDE ISD	RAWLINSON MIDDLE SCHOOL	55.4873	48.6393	6.8480	1.9998
NORTHSIDE ISD	RAYBURN MIDDLE	53.8658	41.9644	11.9014	6.9990
NORTHSIDE ISD	RHODES EL	45.5004	43.3337	2.1667	1.0000
NORTHSIDE ISD	ROBERT MCDERMOTT EL	61.0006	58.0004	3.0002	1.0000
NORTHSIDE ISD	SANDRA DAY O'CONNOR H S	148.3007	140.3670	7.9337	2.9998
NORTHSIDE ISD	SCOBEE EL	45.0004	44.8337	0.1667	0.0000
NORTHSIDE ISD	SHARED SERVICE ARRANGEMENTS	1.0000	1.0000	0.0000	0.0000
NORTHSIDE ISD	SHIRLEY HOWSMAN EL	44.5004	38.5004	6.0000	4.0000
NORTHSIDE ISD	SOUTH TEXAS ACADEMY	7.0000	5.0000	2.0000	0.0000
NORTHSIDE ISD	SP ED NIGHT SCH	0.4436	0.3100	0.1336	0.0000
NORTHSIDE ISD	STINSON MIDDLE	88.2668	74.3090	13.9578	4.0008
NORTHSIDE ISD	SUL ROSS MIDDLE	56.3486	47.5426	8.8060	3.0005
NORTHSIDE ISD	TIMBERWILDE EL	45.0005	44.7147	0.2858	0.0000
NORTHSIDE ISD	TOM CLARK H S	136.0339	120.8729	15.1610	6.8582
NORTHSIDE ISD	VALLEY HI EL	25.4228	24.3459	1.0769	1.0000
NORTHSIDE ISD	VIRGINIA A MYERS EL	52.0001	45.6666	6.3335	5.0002
NORTHSIDE ISD	VOC TRANSITION PROG	3.0000	3.0000	0.0000	0.0000
NORTHSIDE ISD	WARD ELEMENTARY	53.0000	50.5000	2.5000	2.0000
NORTHSIDE ISD	WARREN H S	124.4168	114.0083	10.4085	2.9169
NORTHSIDE ISD	WESTWOOD TERRACE EL	50.0004	46.3337	3.6667	2.0000
NORTHSIDE ISD	WILLIAM H TAFT H S	136.8103	123.5821	13.2282	4.2635
NORTHSIDE ISD	WILLIAM HOBBY MIDDLE	57.4291	49.5556	7.8735	2.9998
NORTHSIDE ISD	WILLIAM THORNTON EL	47.5004	45.8337	1.6667	1.0000
NORTHWEST ISD	CHISHOLM TRAIL MIDDLE	26.1079	21.5692	4.5387	0.0000
NORTHWEST ISD	DENTON CREEK	2.0795	2.0795	0.0000	0.0000
NORTHWEST ISD	GENE PIKE MIDDLE	46.3888	41.7586	4.6302	0.0000
NORTHWEST ISD	HASLET ELEMENTARY	31.2239	27.7242	3.4997	1.0000
NORTHWEST ISD	JUSTIN ELEMENTARY	35.7540	32.9731	2.7809	2.0000
NORTHWEST ISD	LAKEVIEW ELEMENTARY	19.0002	16.3145	2.6857	0.0000
NORTHWEST ISD	MEDLIN MIDDLE	41.2047	35.2963	5.9084	2.0004
NORTHWEST ISD	NORTHWEST H S	125.6429	103.4429	22.2000	10.2064
NORTHWEST ISD	PRAIRIE VIEW ELEMENTARY	26.9579	22.8008	4.1571	1.0000
NORTHWEST ISD	ROANOKE ELEMENTARY	29.0584	23.5324	5.5260	2.5000
NORTHWEST ISD	SAMUEL BECK ELEMENTARY	27.9473	26.8473	1.1000	0.0000
NORTHWEST ISD	SAMUEL BECK INT	23.9794	22.2372	1.7422	1.0000
NORTHWEST ISD	SEVEN HILLS ELEMENTARY	27.9433	25.0520	2.8913	0.0000
NORTHWEST ISD	W R HATFIELD ELEMENTARY	30.4148	28.7226	1.6922	0.9999

District Name	Campus Name	Total FTE	In Field	Out of Field	No Certification
NORTHWEST PREPARATORY	NORTHWEST PREPARATORY	13.9488	0.0000	13.9488	13.9488
NORTHWEST PREPARATORY	NORTHWEST PREPARATORY CAMPUS #2	9.7464	1.0001	8.7463	8.7463
NOVA CHARTER SCHOOL	NOVA CHARTER SCHOOL	9.0000	3.0000	6.0000	6.0000
NOVA CHARTER SCHOOL (SOUTHEAST)	NOVA CHARTER SCHOOL (SOUTHEAST)	19.9998	3.0002	16.9996	15.9997
NOVICE ISD	NOVICE SCHOOL	12.4438	6.5236	5.9202	2.0000
NUECES CANYON CISD	NUECES CANYON ELEMENTARY	15.7904	15.7904	0.0000	0.0000
NUECES CANYON CISD	NUECES CANYON HIGH SCHOOL	15.0025	10.1205	4.8820	1.8577
NURSERY ISD	NURSERY EL	8.0430	7.7391	0.3039	0.0000
NYOS CHARTER SCHOOL	NYOS CHARTER SCHOOL	26.5765	15.4081	11.1684	8.1605
NYOS CHARTER SCHOOL	NYOS CHARTER SCHOOL INC AT GESS	5.9782	3.9785	1.9997	1.9997
O'DONNELL ISD	O'DONNELL EL	19.7153	17.7154	1.9999	0.9999
O'DONNELL ISD	O'DONNELL HIGH SCHOOL	12.4711	9.6302	2.8409	0.0000
O'DONNELL ISD	O'DONNELL J H	7.0866	5.9383	1.1483	0.5053
OAK CLIFF ACADEMY (DALLAS)	OAK CLIFF ACADEMY (DALLAS)	33.3998	11.6083	21.7915	18.6465
OAKWOOD ISD	OAKWOOD EL	5.8872	5.4257	0.4615	0.0000
OAKWOOD ISD	OAKWOOD H S	9.9141	4.0219	5.8922	2.8071
OAKWOOD ISD	SHARED SERVICE ARRANGEMENTS	0.2540	0.0000	0.2540	0.1227
ODEM-EDROY ISD	ODEM EL	34.7018	33.6122	1.0896	0.0000
ODEM-EDROY ISD	ODEM H S	19.0542	15.9726	3.0816	0.7145
ODEM-EDROY ISD	ODEM J H	15.3014	13.1701	2.1313	0.2858
ODYSSEY ACADEMY INC	ODYSSEY ACADEMY INC	15.0788	7.1539	7.9249	6.9249
OGLESBY ISD	OGLESBY SCHOOL	16.1573	11.7568	4.4005	1.0002
OLFEN ISD	OLFEN EL	7.3129	5.2624	2.0505	0.9428
OLNEY ISD	OLNEY EL	30.4992	28.9673	1.5319	0.0000
OLNEY ISD	OLNEY H S	16.5751	15.1439	1.4312	0.0612
OLNEY ISD	OLNEY J H	12.5319	10.0306	2.5013	1.0002
OLNEY ISD	SHARED SERVICE ARRANGEMENTS	2.0004	2.0004	0.0000	0.0000
OLTON ISD	OLTON D A E P	1.5375	1.5375	0.0000	0.0000
OLTON ISD	OLTON H S	21.5921	16.3336	5.2585	1.5936
OLTON ISD	OLTON J H	11.7744	8.8022	2.9722	1.2735
OLTON ISD	WEBB EL	22.8087	18.2345	4.5742	0.9191
ONALASKA ISD	ONALASKA EL	29.9544	27.4237	2.5307	2.5307
ONE STOP MULTISERVICE CHARTER SCHO	ONE STOP MULTISERVICE	17.0018	2.6668	14.3350	10.0001
ONE STOP MULTISERVICE CHARTER SCHO	ONE STOP MULTISERVICE H S	6.0010	1.1080	4.8930	4.0011
ORANGE GROVE ISD	ORANGE GROVE H S	28.9325	24.3374	4.5951	2.3802
ORANGE GROVE ISD	ORANGE GROVE INT	25.7023	24.3575	1.3448	1.0000
ORANGE GROVE ISD	ORANGE GROVE J H	23.3137	20.0599	3.2538	0.2987
ORANGE GROVE ISD	ORANGE GROVE PRI	17.3524	16.2489	1.1035	1.0000
ORANGEFIELD ISD	ORANGEFIELD EL	34.7323	31.4900	3.2423	0.6471
ORANGEFIELD ISD	ORANGEFIELD H S	31.8356	26.6417	5.1939	2.4521
ORANGEFIELD ISD	ORANGEFIELD J H	29.6085	26.4822	3.1263	1.1612
ORE CITY ISD	ORE CITY ELEMENTARY	30.6855	27.6855	3.0000	1.0000
ORE CITY ISD	ORE CITY HIGH SCHOOL	20.7166	13.9027	6.8139	4.3639
ORE CITY ISD	ORE CITY MIDDLE	14.7107	12.1303	2.5804	0.9942
OUTREACH WORD ACADEMY	OUTREACH WORD ACADEMY	10.2364	5.0000	5.2364	4.2362
OVERTON ISD	OVERTON EL	19.6363	17.6363	2.0000	2.0000
OVERTON ISD	OVERTON H S	18.7633	11.4205	7.3428	3.1796

District Name	Campus Name	Total FTE	In Field	Out of Field	No Certification
OVERTON ISD	SHARED SERVICE ARRANGEMENTS	0.4619	0.4619	0.0000	0.0000
PADUCAH ISD	PADUCAH SCHOOL	22.7189	17.9520	4.7669	1.6717
PAINT CREEK ISD	PAINT CREEK SCHOOL	12.7710	9.9165	2.8545	1.8505
PAINT ROCK ISD	PAINT ROCK SCHOOL	16.4615	11.8894	4.5721	3.0005
PALACIOS ISD	CENTRAL EL	31.5757	30.9651	0.6106	0.4890
PALACIOS ISD	EAST SIDE INTERMEDIATE	22.2050	21.3978	0.8072	0.8072
PALACIOS ISD	PALACIOS H S	31.4565	23.2227	8.2338	2.1377
PALACIOS ISD	PALACIOS J H	15.9514	14.8383	1.1131	0.1667
PALESTINE ISD	NORTHSIDE PRI	31.6000	26.6000	5.0000	3.0000
PALESTINE ISD	PALESTINE HIGH SCHOOL	53.3084	47.2104	6.0980	2.0000
PALESTINE ISD	PALESTINE MIDDLE SCHOOL	51.3247	37.7774	13.5473	7.2369
PALESTINE ISD	SOUTHSIDE PRI	39.0000	37.0000	2.0000	2.0000
PALESTINE ISD	STORY EL	52.3331	46.3331	6.0000	6.0000
PALMER ISD	PALMER EL	19.5183	16.0469	3.4714	1.9998
PALMER ISD	PALMER H S	26.0189	18.5687	7.4502	3.9252
PALMER ISD	PALMER INTERMEDIATE	14.0939	14.0939	0.0000	0.0000
PALMER ISD	PALMER MIDDLE	20.1534	14.1994	5.9540	1.6418
PALO PINTO ISD	PALO PINTO EL	11.2831	11.1417	0.1414	0.0000
PAMPA ISD	AUSTIN EL	25.4923	24.1509	1.3414	1.0002
PAMPA ISD	LAMAR EL	27.7788	25.4920	2.2868	0.0000
PAMPA ISD	P L C-PAMPA LEARNING CTR	6.2494	3.4518	2.7976	0.0000
PAMPA ISD	PAMPA H S	60.9662	50.8124	10.1538	7.1854
PAMPA ISD	PAMPA MIDDLE	48.0692	42.2591	5.8101	4.0002
PAMPA ISD	TRAVIS EL	23.4740	21.0641	2.4099	2.0001
PAMPA ISD	WILSON EL	27.5197	26.3422	1.1775	1.0000
PANHANDLE ISD	PANHANDLE EL	27.4029	26.4029	1.0000	0.0000
PANHANDLE ISD	PANHANDLE H S	20.5325	16.7435	3.7890	0.1785
PANHANDLE ISD	PANHANDLE J H	10.9715	9.2160	1.7555	0.0000
PANOLA CHARTER SCHOOL	PANOLA CS	5.2705	2.9014	2.3691	0.9090
PANTHER CREEK CONS ISD	PANTHER CREEK EL	8.0412	7.2839	0.7573	0.3802
PANTHER CREEK CONS ISD	PANTHER CREEK H S	7.2119	5.4087	1.8032	1.1574
PARADIGM ACCELERATED SCHOOL	PARADIGM ACCELERATED SCHOOL	1.0900	1.0000	0.0900	0.0000
PARADISE ISD	PARADISE EL	21.5022	20.4672	1.0350	0.0000
PARADISE ISD	PARADISE H S	24.4702	22.1753	2.2949	0.8353
PARADISE ISD	PARADISE INTERMEDIATE	18.3365	16.8566	1.4799	0.9999
PARADISE ISD	PARADISE MIDDLE	10.5379	4.9097	5.6282	0.8092
PARIS ISD	AIKIN EL	77.7450	71.2449	6.5001	6.0000
PARIS ISD	CROCKETT MIDDLE	37.4028	26.2966	11.1062	3.4484
PARIS ISD	GIVENS EL	25.6828	24.6828	1.0000	0.0000
PARIS ISD	JUSTISS EL	43.9613	42.9613	1.0000	1.0000
PARIS ISD	LAMAR COUNTY HEAD START	11.0000	9.0000	2.0000	2.0000
PARIS ISD	PARIS ALTERNATIVE SCHOOL FOR SUCCESS	0.5004	0.1316	0.3688	0.0000
PARIS ISD	PARIS H S	71.3776	51.2390	20.1386	13.3326
PARIS ISD	SPECIAL SERVICES	1.0000	1.0000	0.0000	0.0000
PARIS ISD	TRAVIS J H	23.6352	19.0239	4.6113	1.4483
PASADENA ISD	ATKINSON EL	46.7647	37.7647	9.0000	9.0000
PASADENA ISD	BAILEY EL	53.4500	45.2557	8.1943	7.8609
PASADENA ISD	BEVERLY HILLS INT	56.9653	38.0955	18.8698	8.7253
PASADENA ISD	BONDY INT	51.5579	41.2533	10.3046	5.3047
PASADENA ISD	BURNETT EL	49.6629	39.4999	10.1630	6.6631
PASADENA ISD	CHALLENGER INT	8.9998	6.9998	2.0000	0.0000
PASADENA ISD	DISTRICT ADMINISTRATION	5.5000	4.5000	1.0000	0.0000

District Name	Campus Name	Total FTE	In Field	Out of Field	No Certification
PASADENA ISD	DOBIE H S	160.0038	138.2846	21.7192	10.4809
PASADENA ISD	FELIX MORALES EL	41.8826	38.8826	3.0000	2.0000
PASADENA ISD	FISHER EL	54.2742	41.8062	12.4680	10.9680
PASADENA ISD	FRAZIER EL	40.8876	36.3876	4.5000	3.0000
PASADENA ISD	FREEMAN EL	41.0004	39.0004	2.0000	2.0000
PASADENA ISD	GARDENS EL	46.4174	40.4581	5.9593	4.7593
PASADENA ISD	GARFIELD EL	57.0992	37.9336	19.1656	18.1656
PASADENA ISD	GENOA EL	55.0529	42.8213	12.2316	8.0213
PASADENA ISD	GOLDEN ACRES EL	39.8829	34.6671	5.2158	2.8824
PASADENA ISD	HARVEY TURNER EL	38.1497	38.0004	0.1493	0.0000
PASADENA ISD	JACKSON INT	68.0531	40.3593	27.6938	15.0440
PASADENA ISD	JENSEN EL	41.3117	29.2787	12.0330	11.8663
PASADENA ISD	JESSUP EL	61.6047	49.4759	12.1288	12.1288
PASADENA ISD	KATHLEEN MORRIS FIFTH GRADE CENTER	47.8060	40.9412	6.8648	5.8648
PASADENA ISD	KRUSE EL	42.5023	35.5644	6.9379	3.7379
PASADENA ISD	LORENZO DE ZAVALA FIFTH GRADE CENTER	44.5347	36.0000	8.5347	8.5347
PASADENA ISD	MAE SMYTHE EL	47.0249	29.3200	17.7049	15.5382
PASADENA ISD	MCMASTERS EL	35.7970	31.6303	4.1667	3.0000
PASADENA ISD	MEADOR EL	41.1706	35.0213	6.1493	4.0000
PASADENA ISD	MILLER INT	57.0830	32.6561	24.4269	14.1040
PASADENA ISD	MOORE EL	43.3205	40.7596	2.5609	2.1609
PASADENA ISD	PARK VIEW INT	53.8943	36.3046	17.5897	9.1836
PASADENA ISD	PARKS EL	39.7701	31.0001	8.7700	6.9999
PASADENA ISD	PASADENA H S	145.0377	115.1737	29.8640	19.6411
PASADENA ISD	PASADENA MEMORIAL HIGH SCHOOL	125.4217	96.6107	28.8110	16.5217
PASADENA ISD	PEARL HALL EL	50.0004	43.5004	6.5000	2.0000
PASADENA ISD	POMEROY EL	48.2887	31.4866	16.8021	10.8021
PASADENA ISD	QUEENS INT	48.9776	31.8800	17.0976	11.0014
PASADENA ISD	RAYBURN H S	130.6989	109.7358	20.9631	9.5125
PASADENA ISD	RED BLUFF EL	43.0869	36.3337	6.7532	5.8824
PASADENA ISD	RICHEY EL	51.7500	42.5650	9.1850	8.7809
PASADENA ISD	SAN JACINTO INT	48.0500	33.1238	14.9262	12.5710
PASADENA ISD	SMITH EL	51.5405	40.3320	11.2085	8.2085
PASADENA ISD	SOUTH HOUSTON EL	41.4870	30.0004	11.4866	10.4866
PASADENA ISD	SOUTH HOUSTON H S	130.6546	108.2535	22.4011	15.3470
PASADENA ISD	SOUTH HOUSTON INT	52.5212	39.1327	13.3885	8.5497
PASADENA ISD	SOUTH SHAVER EL	40.8823	33.4999	7.3824	6.8824
PASADENA ISD	SOUTHMORE INT	48.1470	36.8720	11.2750	7.5698
PASADENA ISD	SPARKS EL	37.4286	34.1429	3.2857	2.0000
PASADENA ISD	STUCHBERY EL	39.1609	38.8000	0.3609	0.1609
PASADENA ISD	TEAGUE EL	40.0841	37.0842	2.9999	1.0000
PASADENA ISD	TEGELER CAREER CENTER	5.9489	5.9489	0.0000	0.0000
PASADENA ISD	THOMPSON INT	54.6992	38.9767	15.7225	6.6795
PASADENA ISD	WALTER MATTHYS EL	51.8824	45.8824	6.0000	4.0000
PASADENA ISD	WILLIAMS EL	47.4705	36.9999	10.4706	7.4706
PASADENA ISD	YOUNG EL	47.7537	36.9731	10.7806	7.8929
PASO DEL NORTE ACADEMY	PASO DEL NORTE ACADEMY	7.4998	0.9998	6.5000	5.5004
PATTON SPRINGS ISD	PATTON SPRINGS SCHOOL	15.2343	12.7202	2.5141	0.0000
PAWNEE ISD	PAWNEE EL-J H	10.5548	9.3202	1.2346	0.0000
PEARLAND ISD	C J HARRIS ELEMENTARY	50.5509	45.4445	5.1064	4.0000
PEARLAND ISD	CHALLENGER EL	49.9450	45.2549	4.6901	4.6901
PEARLAND ISD	DISTRICT ADMINISTRATION	2.0000	1.5000	0.5000	0.0000
PEARLAND ISD	E A LAWHON EL	44.4005	35.8527	8.5478	6.3478
PEARLAND ISD	H C CARLESTON EL	47.6222	41.9222	5.7000	3.5000

District Name	Campus Name	Total FTE	In Field	Out of Field	No Certification
PEARLAND ISD	LEON H SABLATURA MIDDLE	42.2994	40.2994	2.0000	2.0000
PEARLAND ISD	NINTH GRADE CENTER	62.9058	48.4128	14.4930	10.1651
PEARLAND ISD	PACE	13.3578	10.4289	2.9289	1.9288
PEARLAND ISD	PEARLAND H S	148.5793	108.5712	40.0081	22.6459
PEARLAND ISD	PEARLAND JUNIOR HIGH EAST	41.6214	28.1614	13.4600	8.1147
PEARLAND ISD	PEARLAND JUNIOR HIGH SOUTH	42.8351	24.5169	18.3182	7.6606
PEARLAND ISD	PEARLAND JUNIOR HIGH WEST	39.4466	31.0468	8.3998	5.0000
PEARLAND ISD	RODGERS MIDDLE SCHOOL	49.5208	42.0076	7.5132	4.6036
PEARLAND ISD	RUSTIC OAK EL	46.9747	42.7916	4.1831	3.0000
PEARLAND ISD	SAM JAMISON MIDDLE	48.3890	43.4500	4.9390	4.5948
PEARLAND ISD	SHADYCREST EL	46.6716	44.6715	2.0001	2.0001
PEARLAND ISD	SILVERCREST EL	56.9373	47.4373	9.5000	9.0000
PEARLAND ISD	SILVERLAKE EL	49.3954	45.8954	3.5000	3.0000
PEARSALL ISD	PEARSALL H S	39.7348	23.6634	16.0714	5.6896
PEARSALL ISD	PEARSALL INT	30.9947	28.0000	2.9947	2.9947
PEARSALL ISD	PEARSALL J H	31.3368	17.0166	14.3202	6.9909
PEARSALL ISD	TED FLORES EL	40.0911	33.5669	6.5242	4.0000
PEASTER ISD	PEASTER EL	31.0034	28.9998	2.0036	0.0000
PEASTER ISD	PEASTER H S	25.1442	22.8872	2.2570	0.0000
PEASTER ISD	PEASTER MIDDLE	15.0342	12.0405	2.9937	0.0000
PECOS-BARSTOW-TOYAH ISD	AUSTIN ELEMENTARY	37.3917	32.3917	5.0000	5.0000
PECOS-BARSTOW-TOYAH ISD	CROCKETT MIDDLE SCHOOL	22.9277	15.8311	7.0966	0.9998
PECOS-BARSTOW-TOYAH ISD	HAYNES ELEMENTARY	31.8142	29.8142	2.0000	2.0000
PECOS-BARSTOW-TOYAH ISD	LAMAR CENTER	5.5337	1.9528	3.5809	0.0000
PECOS-BARSTOW-TOYAH ISD	PECOS H S	49.1705	38.7285	10.4420	3.2800
PECOS-BARSTOW-TOYAH ISD	PECOS KIND	11.6914	11.6914	0.0000	0.0000
PEGASUS CHARTER SCHOOL	PEGASUS CHARTER SCHOOL	10.9047	1.8100	9.0947	7.5588
PENELOPE ISD	PENELOPE SCHOOL	18.3543	12.6856	5.6687	2.3307
PERRIN-WHITT CONS ISD	PERRIN EL	13.5172	12.7622	0.7550	0.6864
PERRIN-WHITT CONS ISD	PERRIN H S	12.5367	9.0534	3.4833	1.8231
PERRYTON ISD	EDWIN F WILLIAMS INTERMEDIATE SCHOOL	24.1326	21.5969	2.5357	2.5357
PERRYTON ISD	JAMES L WRIGHT EL	29.7237	26.7235	3.0002	3.0002
PERRYTON ISD	PERRYTON H S	34.3013	25.9394	8.3619	4.3157
PERRYTON ISD	PERRYTON J H	31.4651	25.7179	5.7472	2.8162
PERRYTON ISD	PERRYTON KINDER	13.0914	10.8786	2.2128	1.0000
PERRYTON ISD	TOP OF TEXAS ACCELERATED EDUCATION	3.7203	0.9968	2.7235	1.9993
PETERSBURG ISD	PETERSBURG EL	14.1593	13.0997	1.0596	1.0000
PETERSBURG ISD	PETERSBURG H S	13.8047	10.1020	3.7027	2.0000
PETROLIA ISD	PETROLIA EL	14.6932	14.3124	0.3808	0.2856
PETROLIA ISD	PETROLIA H S	12.4252	8.1294	4.2958	2.1576
PETTUS ISD	PETTUS EL	13.2217	12.1733	1.0484	0.0000
PETTUS ISD	PETTUS H S	16.2655	10.9615	5.3040	2.5002
PEWITT ISD	PEWITT EL	30.3359	29.1694	1.1665	0.9999
PEWITT ISD	PEWITT H S	19.9845	15.5651	4.4194	0.7613
PEWITT ISD	PEWITT J H	16.6165	15.3260	1.2905	0.0000
PFLUGERVILLE ISD	ALTER LEARNING CTR	8.5346	5.3116	3.2230	0.7692
PFLUGERVILLE ISD	ALTER LEARNING MIDDLE	3.5056	2.5605	0.9451	0.2307
PFLUGERVILLE ISD	BROOKHOLLOW EL	49.6428	45.9256	3.7172	3.5523
PFLUGERVILLE ISD	CALDWELL ELEMENTARY	50.5826	46.4795	4.1031	2.0000

District Name	Campus Name	Total FTE	In Field	Out of Field	No Certification
PFLUGERVILLE ISD	COPPERFIELD EL	52.4120	41.8236	10.5884	3.9200
PFLUGERVILLE ISD	DELCO PRIMARY SCHOOL	37.4470	35.9470	1.5000	1.0000
PFLUGERVILLE ISD	DESSAU EL	33.2378	30.0591	3.1787	3.1787
PFLUGERVILLE ISD	DESSAU MIDDLE SCHOOL	51.7202	40.4523	11.2679	5.2642
PFLUGERVILLE ISD	JOHN B CONNALLY H S	99.0897	78.6107	20.4790	9.7476
PFLUGERVILLE ISD	MURCHISON ELEMENTARY SCHOOL	35.5180	33.2815	2.2365	2.0698
PFLUGERVILLE ISD	NORTHWEST EL	37.8843	35.8843	2.0000	2.0000
PFLUGERVILLE ISD	PARK CREST MIDDLE	64.5049	44.2846	20.2203	9.0002
PFLUGERVILLE ISD	PARMER LANE EL	45.8957	39.1471	6.7486	4.7486
PFLUGERVILLE ISD	PFLUGERVILLE EL	35.9337	33.7590	2.1747	1.1745
PFLUGERVILLE ISD	PFLUGERVILLE H S	108.1914	91.0747	17.1167	8.1374
PFLUGERVILLE ISD	PFLUGERVILLE MIDDLE	58.0973	46.8501	11.2472	7.2442
PFLUGERVILLE ISD	RIVER OAKS EL	40.7410	37.7932	2.9478	1.0000
PFLUGERVILLE ISD	SPRINGHILL EL	39.5994	35.4690	4.1304	4.0000
PFLUGERVILLE ISD	TIMMERMAN EL	32.9942	27.7591	5.2351	5.0351
PFLUGERVILLE ISD	WESTVIEW MIDDLE	50.6732	37.7702	12.9030	4.4820
PFLUGERVILLE ISD	WINDERMERE EL	37.0558	33.9558	3.1000	1.9572
PFLUGERVILLE ISD	WINDERMERE PRI	38.6912	37.2261	1.4651	1.0000
PHARR-SAN JUAN-ALAMO ISD	ALAMO MIDDLE	57.6295	46.9143	10.7152	3.1430
PHARR-SAN JUAN-ALAMO ISD	AUSTIN J H	61.5861	49.1466	12.4395	7.4610
PHARR-SAN JUAN-ALAMO ISD	BOWIE EL	31.9732	25.6510	6.3222	2.9733
PHARR-SAN JUAN-ALAMO ISD	BUCKNER EL	28.4656	18.2546	10.2110	3.9999
PHARR-SAN JUAN-ALAMO ISD	BUELL CENTRAL H S	15.3825	11.3051	4.0774	1.9887
PHARR-SAN JUAN-ALAMO ISD	CARMAN EL	41.6524	38.4256	3.2268	1.0000
PHARR-SAN JUAN-ALAMO ISD	CARNAHAN EL	30.9999	24.8501	6.1498	2.0000
PHARR-SAN JUAN-ALAMO ISD	CESAR CHAVEZ	47.9086	34.3245	13.5841	7.0000
PHARR-SAN JUAN-ALAMO ISD	CLOVER ELEMENTARY	42.9999	38.4329	4.5670	2.0000
PHARR-SAN JUAN-ALAMO ISD	DANIEL RAMIREZ EL	40.5128	32.4840	8.0288	1.7754
PHARR-SAN JUAN-ALAMO ISD	DISTRICT ADMINISTRATION	7.0000	6.0000	1.0000	0.0000
PHARR-SAN JUAN-ALAMO ISD	DOEDYNS EL	40.3581	35.7153	4.6428	3.0000
PHARR-SAN JUAN-ALAMO ISD	DR WILLIAM LONG ELEMENTARY	41.8872	34.7040	7.1832	3.0000
PHARR-SAN JUAN-ALAMO ISD	FORD EL	36.0003	32.8336	3.1667	1.0000
PHARR-SAN JUAN-ALAMO ISD	FRANKLIN EL	25.9995	23.9723	2.0272	0.0000
PHARR-SAN JUAN-ALAMO ISD	GARZA-PENA EL	37.9998	35.9998	2.0000	1.0000
PHARR-SAN JUAN-ALAMO ISD	GERALDINE PALMER EL	41.4948	30.4999	10.9949	6.9949
PHARR-SAN JUAN-ALAMO ISD	GRACIELA GARCIA ELEMENTARY	43.0003	34.7145	8.2858	2.0000
PHARR-SAN JUAN-ALAMO ISD	GUS GUERRA ELEMENTARY	36.9625	29.9732	6.9893	3.9894
PHARR-SAN JUAN-ALAMO ISD	LEONEL TREVINO EL	26.8560	22.0944	4.7616	2.0000
PHARR-SAN JUAN-ALAMO ISD	LIBERTY MIDDLE SCHOOL	79.9666	60.4518	19.5148	6.1016
PHARR-SAN JUAN-ALAMO ISD	LYNDON B JOHNSON J H	65.6147	47.6357	17.9790	7.2716
PHARR-SAN JUAN-ALAMO ISD	NAPPER EL	37.0001	28.7501	8.2500	3.0000
PHARR-SAN JUAN-ALAMO ISD	NORTH ALAMO EL	33.6509	29.3899	4.2610	1.0000

District Name	Campus Name	Total FTE	In Field	Out of Field	No Certification
ALAMO ISD					
PHARR-SAN ALAMO ISD	JUAN-NORTH SAN JUAN EL	43.9471	36.3481	7.5990	5.0001
PHARR-SAN ALAMO ISD	JUAN-PHARR EL	41.9683	29.9683	12.0000	4.0000
PHARR-SAN ALAMO ISD	JUAN-PSJA H S	126.2605	92.4115	33.8490	17.9828
PHARR-SAN ALAMO ISD	JUAN-PSJA MEMORIAL H S	113.8581	83.4021	30.4560	16.4047
PHARR-SAN ALAMO ISD	JUAN-PSJA NORTH H S	122.8827	83.9508	38.9319	19.7257
PHARR-SAN ALAMO ISD	JUAN-RAUL LONGORIA EL	38.7271	35.7127	3.0144	0.7273
PHARR-SAN ALAMO ISD	JUAN-REED - MOCK ELEMENTARY	41.7725	34.4772	7.2953	4.0000
PHARR-SAN ALAMO ISD	JUAN-SAN JUAN MIDDLE SCHOOL	68.5910	56.0426	12.5484	6.8332
PHARR-SAN ALAMO ISD	JUAN-SORENSEN EL	23.0006	20.0006	3.0000	1.0000
PHARR-SAN ALAMO ISD	JUAN-TEENAGE PARENT PROG	6.2727	5.8145	0.4582	0.0000
PHARR-SAN ALAMO ISD	JUAN-WHITNEY EL	34.0003	27.7141	6.2862	3.0000
PHARR-SAN ALAMO ISD	JUAN-ZEFERINO FARIAS EL	36.0510	26.8070	9.2440	1.9602
PHOENIX CHARTER SCHOOL THE	THE PHOENIX CHARTER SCHOOL	28.2373	8.9941	19.2432	18.2431
PILOT POINT ISD	PILOT POINT EL	24.0420	19.8031	4.2389	2.8333
PILOT POINT ISD	PILOT POINT GEE INT	32.2197	31.9072	0.3125	0.3125
PILOT POINT ISD	PILOT POINT H S	37.3527	23.5179	13.8348	7.8111
PILOT POINT ISD	PILOT POINT SELZ MIDDLE	20.7652	15.1308	5.6344	2.1286
PINE TREE ISD	PINE TREE EL	45.2208	44.6250	0.5958	0.0000
PINE TREE ISD	PINE TREE H S	53.5694	42.0931	11.4763	6.1498
PINE TREE ISD	PINE TREE INT	39.7397	39.7397	0.0000	0.0000
PINE TREE ISD	PINE TREE J H	50.9426	38.3300	12.6126	4.7599
PINE TREE ISD	PINE TREE MIDDLE	67.9116	54.6092	13.3024	4.1238
PINE TREE ISD	PINE TREE PRI	26.7664	23.8876	2.8788	0.0000
PINEYWOODS COMMUNITY ACADEMY	PINEYWOODS COMMUNITY ACADEMY	15.9272	11.6144	4.3128	3.8395
PITTSBURG ISD	NEW PITTSBURG INTERMEDIATE	28.9009	25.4226	3.4783	3.4783
PITTSBURG ISD	PITTSBURG ELEMENTARY	27.0000	26.0000	1.0000	0.0000
PITTSBURG ISD	PITTSBURG H S	43.4576	28.7128	14.7448	5.7777
PITTSBURG ISD	PITTSBURG MIDDLE	26.2966	18.3287	7.9679	3.6655
PITTSBURG ISD	PITTSBURG PRIMARY	36.1464	36.0001	0.1463	0.0000
PLAINS ISD	PLAINS EL	14.4335	14.2408	0.1927	0.0000
PLAINS ISD	PLAINS H S	15.0444	11.5253	3.5191	0.0000
PLAINS ISD	PLAINS MIDDLE	11.1980	9.8468	1.3512	0.8606
PLAINVIEW ISD	ASH 6TH GRADE LEARNING CENTER	28.7533	27.7531	1.0002	1.0002
PLAINVIEW ISD	COLLEGE HILL ELEMENTARY SCHOOL	24.4717	23.9727	0.4990	0.0000
PLAINVIEW ISD	CORONADO JUNIOR HIGH SCHOOL	28.8525	23.7754	5.0771	0.0000
PLAINVIEW ISD	EDGEMERE ELEMENTARY SCHOOL	25.4715	25.4715	0.0000	0.0000
PLAINVIEW ISD	ESTACADO JUNIOR HIGH SCHOOL	29.9830	26.6825	3.3005	1.0000
PLAINVIEW ISD	HIGHLAND ELEMENTARY SCHOOL	24.4726	23.2769	1.1957	1.0000
PLAINVIEW ISD	HILLCREST ELEMENTARY SCHOOL	24.4715	21.3143	3.1572	0.0000
PLAINVIEW ISD	HOUSTON SCHOOL	16.5376	14.1909	2.3467	0.9648
PLAINVIEW ISD	LA MESA ELEMENTARY SCHOOL	30.4711	27.4711	3.0000	2.0000
PLAINVIEW ISD	LAKESIDE 5TH GRADE LEARNING CENTER	26.8766	24.8766	2.0000	2.0000

District Name	Campus Name	Total FTE	In Field	Out of Field	No Certification
PLAINVIEW ISD	PLAINVIEW HIGH SCHOOL	96.5496	80.6868	15.8628	11.4428
PLAINVIEW ISD	THUNDERBIRD ELEMENTARY SCHOOL	23.9704	22.4565	1.5139	0.0000
PLANO ISD	ALDRIDGE EL	29.8749	28.2749	1.6000	0.5000
PLANO ISD	ARMSTRONG MIDDLE	49.9808	30.8526	19.1282	8.1860
PLANO ISD	BARKSDALE EL	33.5800	30.6030	2.9770	2.8770
PLANO ISD	BARRON EARLY CHILDHOOD SCHOOL	26.9985	19.5068	7.4917	3.9996
PLANO ISD	BETHANY EL	26.2340	24.7340	1.5000	1.5000
PLANO ISD	BETTYE HAUN EL	32.1230	29.5860	2.5370	2.5000
PLANO ISD	BOWMAN MIDDLE	67.2767	57.1027	10.1740	3.6639
PLANO ISD	BRINKER EL	34.4032	33.4032	1.0000	1.0000
PLANO ISD	C M RICE MIDDLE	57.7189	46.5532	11.1657	4.9857
PLANO ISD	CARLISLE EL	27.3366	25.8366	1.5000	1.5000
PLANO ISD	CARPENTER MIDDLE	62.8414	49.4619	13.3795	3.1089
PLANO ISD	CENTENNIAL ELEMENTARY	28.1800	27.1800	1.0000	1.0000
PLANO ISD	CHRISTIE EL	50.7311	44.7311	6.0000	5.0000
PLANO ISD	CLARK H S	56.2097	47.3493	8.8604	1.6885
PLANO ISD	DAFFRON EL	28.3560	27.8560	0.5000	0.5000
PLANO ISD	DAVIS EL	42.9767	39.9767	3.0000	2.0000
PLANO ISD	DOOLEY EL	27.5000	25.9000	1.6000	1.5000
PLANO ISD	EVEN START PROGRAM	0.6300	0.0000	0.6300	0.0000
PLANO ISD	FORMAN EL	49.7534	43.2534	6.5000	3.0000
PLANO ISD	FRANKFORD MIDDLE	57.5690	43.8819	13.6871	5.0825
PLANO ISD	GULLEDGE EL	32.6517	31.2640	1.3877	1.3877
PLANO ISD	HAGGAR EL	33.5000	31.0000	2.5000	2.5000
PLANO ISD	HAGGARD MIDDLE	51.9627	37.3899	14.5728	7.1434
PLANO ISD	HARRINGTON EL	30.3504	26.2504	4.1000	4.0000
PLANO ISD	HEDGCOXE EL	31.0600	29.4600	1.6000	0.5000
PLANO ISD	HENDRICK MIDDLE	50.8258	40.5152	10.3106	2.1409
PLANO ISD	HENRY BEATY EARLY CHILDHOOD SCHOOL	19.9987	15.1658	4.8329	2.4998
PLANO ISD	HENRY BOGGESS ELEMENTARY SCHOOL	39.4245	35.3245	4.1000	4.0000
PLANO ISD	HOSPITAL/HOMEBOUND	1.0000	1.0000	0.0000	0.0000
PLANO ISD	HUFFMAN EL	29.1921	28.2521	0.9400	0.9400
PLANO ISD	HUGHSTON EL	27.9609	25.9716	1.9893	0.9893
PLANO ISD	ITINERANT SP ED	16.4000	13.4000	3.0000	0.0000
PLANO ISD	JACKSON EL	38.1012	36.1012	2.0000	3.0000
PLANO ISD	JASPER H S	96.4335	79.2438	17.1897	10.5245
PLANO ISD	JOHN HIGHTOWER EL	29.4088	27.7516	1.6572	1.4572
PLANO ISD	LENA BISHOP PEARSON EARLY CHILDHOOD	19.9984	17.3320	2.6664	0.0000
PLANO ISD	LORETA HICKEY ELEMENTARY SCHOOL	36.1537	31.6537	4.5000	4.5000
PLANO ISD	MATHEWS EL	28.7170	28.1670	0.5500	0.5000
PLANO ISD	MEADOWS EL	44.1602	41.6602	2.5000	2.5000
PLANO ISD	MEMORIAL EL	45.4358	39.1082	6.3276	4.3276
PLANO ISD	MENDENHALL EL	54.4364	48.3364	6.1000	3.0000
PLANO ISD	MILLER EL	36.2060	35.2060	1.0000	1.0000
PLANO ISD	MITCHELL EL	30.0400	29.4800	0.5600	0.5600
PLANO ISD	MURPHY MIDDLE SCHOOL	59.4287	45.4008	14.0279	3.0000
PLANO ISD	NEW EL	44.1250	39.6250	4.5000	4.5000
PLANO ISD	NEW ELEMENTARY	25.4441	23.4441	2.0000	2.0000
PLANO ISD	PLANO EAST SR H S	124.7413	110.0113	14.7300	6.8518
PLANO ISD	PLANO JJAEP	0.7769	0.2094	0.5675	0.0000
PLANO ISD	PLANO SR H S	117.7113	104.1052	13.6061	6.6057
PLANO ISD	PLANO WEST SENIOR H S	96.3608	82.3168	14.0440	4.9306

District Name	Campus Name	Total FTE	In Field	Out of Field	No Certification
PLANO ISD	RASOR EL	31.5000	29.9000	1.6000	1.5000
PLANO ISD	REGIONAL DAY SCH FOR DEAF	12.1300	11.1300	1.0000	1.0000
PLANO ISD	RENNER MIDDLE	55.5346	47.6220	7.9126	4.2098
PLANO ISD	ROBINSON MIDDLE	50.1615	40.3323	9.8292	2.8542
PLANO ISD	SAIGLING EL	22.2859	22.2859	0.0000	0.0000
PLANO ISD	SCHIMELPFENIG MIDDLE	46.7651	37.6140	9.1511	2.0520
PLANO ISD	SHEPARD EL	26.4436	26.3902	0.0534	0.0000
PLANO ISD	SHEPTON H S	67.0359	60.9364	6.0995	3.6795
PLANO ISD	SIGLER EL	33.1247	30.6247	2.5000	0.5000
PLANO ISD	SKAGGS EL	35.3678	32.3678	3.0000	3.0000
PLANO ISD	SPECIAL PROGRAM CENTER	7.0000	4.0000	3.0000	1.0000
PLANO ISD	STINSON ELEMENTARY	44.1364	39.6364	4.5000	3.5000
PLANO ISD	THOMAS ANDREWS ELEMENTARY SCHOOL	33.5000	31.0000	2.5000	2.0000
PLANO ISD	THOMAS EL	49.9279	46.4562	3.4717	3.8717
PLANO ISD	VINES H S	49.3762	36.9500	12.4262	4.0734
PLANO ISD	WEATHERFORD EL	39.7718	38.3600	1.4118	1.4118
PLANO ISD	WELLS EL	24.2773	22.2773	2.0000	2.0000
PLANO ISD	WILLIAM BEVERLY EL	31.5000	30.9000	0.6000	0.5000
PLANO ISD	WILLIAMS H S	82.6542	67.9143	14.7399	3.9409
PLANO ISD	WILSON MIDDLE	54.2753	40.1272	14.1481	3.6806
PLANO ISD	WYATT ELEMENTARY	34.5834	32.5834	2.0000	2.0000
PLEASANT GROVE ISD	PLEASANT GROVE EL	49.9630	43.4871	6.4759	3.9988
PLEASANT GROVE ISD	PLEASANT GROVE H S	44.4870	39.4664	5.0206	1.2115
PLEASANT GROVE ISD	PLEASANT GROVE MIDDLE	42.0727	34.8922	7.1805	2.3919
PLEASANTON ISD	C A R E ACADEMY	1.9353	0.9260	1.0093	0.9723
PLEASANTON ISD	LEMING EL	8.3451	7.3451	1.0000	1.0000
PLEASANTON ISD	PLEASANTON EL	40.0288	35.0288	5.0000	4.0000
PLEASANTON ISD	PLEASANTON H S	59.5470	47.6830	11.8640	6.1014
PLEASANTON ISD	PLEASANTON INTERMEDIATE	26.0165	23.6122	2.4043	1.5081
PLEASANTON ISD	PLEASANTON J H	30.6538	21.2552	9.3986	0.4358
PLEASANTON ISD	PLEASANTON PRIMARY	47.0504	41.5660	5.4844	5.0000
PLEMONS-STINNETT- PHILLIPS CONS ISD	WEST TEXAS EL	26.0013	20.2708	5.7305	1.0000
PLEMONS-STINNETT- PHILLIPS CONS ISD	WEST TEXAS H S	18.7876	15.3157	3.4719	0.0000
PLEMONS-STINNETT- PHILLIPS CONS ISD	WEST TEXAS MIDDLE	13.7676	9.7779	3.9897	3.2132
POINT ISABEL ISD	DERRY EL	34.0000	32.0000	2.0000	1.0000
POINT ISABEL ISD	GARRIGA EL	43.5714	36.5714	7.0000	1.0000
POINT ISABEL ISD	PORT ISABEL H S	38.6281	32.6719	5.9562	2.8359
POINT ISABEL ISD	PORT ISABEL J H	40.8956	35.6657	5.2299	1.9998
PONDER ISD	PONDER EL	39.0806	35.0655	4.0151	3.0000
PONDER ISD	PONDER H S	19.7124	15.9174	3.7950	1.0002
POOLVILLE ISD	POOLVILLE EL	15.3472	14.2001	1.1471	0.0000
POOLVILLE ISD	POOLVILLE H S	13.9808	11.2315	2.7493	0.0000
POOLVILLE ISD	POOLVILLE JUNIOR HIGH	9.6669	6.4094	3.2575	2.7575
POR VIDA ACAD CHARTER H S	CORPUS CHRISTI ACADEMY	9.8766	1.9547	7.9219	6.0001
POR VIDA ACAD CHARTER H S	POR VIDA ACADEMY CHARTER H S	7.4730	2.2387	5.2343	3.7214
PORT ARANSAS ISD	BRUNDRETT MIDDLE	7.1994	5.8875	1.3119	0.0000
PORT ARANSAS ISD	OLSEN EL	17.0000	16.5056	0.4944	0.0000
PORT ARANSAS ISD	PORT ARANSAS H S	13.1356	9.0052	4.1304	0.9168
PORT ARTHUR ISD	AUSTIN MIDDLE SCHOOL	36.4773	24.6538	11.8235	7.8833
PORT ARTHUR ISD	DEQUEEN EL	18.2894	17.1494	1.1400	0.0000
PORT ARTHUR ISD	DOWLING EL	20.8741	19.8741	1.0000	1.0000
PORT ARTHUR ISD	EDISON MIDDLE	53.7538	34.3281	19.4257	11.0000

District Name	Campus Name	Total FTE	In Field	Out of Field	No Certification
PORT ARTHUR ISD	FRANKLIN EL	48.8955	29.9251	18.9704	10.5010
PORT ARTHUR ISD	HOUSTON EL	46.7209	43.7744	2.9465	2.9465
PORT ARTHUR ISD	HUGHEN SCH	2.0000	2.0000	0.0000	0.0000
PORT ARTHUR ISD	LEE EL	41.1167	36.9899	4.1268	1.0000
PORT ARTHUR ISD	MEMORIAL 9TH GRADE CENTER	34.9877	25.5578	9.4299	4.9032
PORT ARTHUR ISD	MEMORIAL HIGH SCHOOL	94.2042	64.1619	30.0423	18.9967
PORT ARTHUR ISD	PORT ARTHUR ALTERNATIVE CENTER	6.0000	1.5000	4.5000	1.0000
PORT ARTHUR ISD	TRAVIS EL	35.2049	29.9677	5.2372	5.0000
PORT ARTHUR ISD	TYRRELL EL	39.8063	39.5293	0.2770	1.0000
PORT ARTHUR ISD	WASHINGTON EL	22.2389	22.0189	0.2200	0.2200
PORT ARTHUR ISD	WHEATLEY EL	21.0000	20.0000	1.0000	0.0000
PORT ARTHUR ISD	WILSON MIDDLE	43.4591	24.4354	19.0237	8.4090
PORT NECHES-GROVES ISD	ALTER SCH	4.6914	2.5480	2.1434	0.0000
PORT NECHES-GROVES ISD	GROVES EL	25.7681	24.7681	1.0000	1.0000
PORT NECHES-GROVES ISD	GROVES MIDDLE	31.2287	28.0829	3.1458	0.0000
PORT NECHES-GROVES ISD	PORT NECHES-GROVES H S	93.1557	83.4194	9.7363	4.0000
PORT NECHES-GROVES ISD	PORT NECHES EL	21.2841	21.1123	0.1718	0.0000
PORT NECHES-GROVES ISD	PORT NECHES MIDDLE	34.6166	31.4506	3.1660	1.0000
PORT NECHES-GROVES ISD	PRE SCHOOL CTR	7.0000	5.0000	2.0000	0.0000
PORT NECHES-GROVES ISD	RIDGEWOOD EL	23.8333	22.8333	1.0000	0.0000
PORT NECHES-GROVES ISD	TAFT EL	23.2638	23.2638	0.0000	0.0000
PORT NECHES-GROVES ISD	VAN BUREN EL	24.5970	24.2637	0.3333	0.0000
PORT NECHES-GROVES ISD	WOODCREST EL	17.6666	17.6666	0.0000	0.0000
POSITIVE SOLUTIONS CHARTER SCHOOL	POSITIVE SOLUTIONS CHARTER SCHOOL	11.7048	3.2986	8.4062	5.8776
POST ISD	GARZA CO DETENTION & RESIDENT FACIL	2.5271	1.2173	1.3098	0.0000
POST ISD	POST EL	33.0005	31.7912	1.2093	0.0000
POST ISD	POST H S	27.9213	20.8256	7.0957	3.0002
POST ISD	POST MIDDLE	17.3203	10.5319	6.7884	2.9997
POTEET ISD	POTEET ELEMENTARY	35.5720	26.6091	8.9629	6.5961
POTEET ISD	POTEET H S	31.8064	22.7760	9.0304	3.0001
POTEET ISD	POTEET J H	16.7090	10.8269	5.8821	3.5917
POTH ISD	POTH ELEMENTARY	20.8562	20.8562	0.0000	0.0000
POTH ISD	POTH H S	15.5883	12.1059	3.4824	0.8094
POTH ISD	POTH J H	11.4729	8.8242	2.6487	0.0000
POTTSBORO ISD	POTTSBORO EL	23.9146	23.9146	0.0000	0.0000
POTTSBORO ISD	POTTSBORO H S	26.6995	22.7826	3.9169	1.8693
POTTSBORO ISD	POTTSBORO MIDDLE	24.7365	19.5764	5.1601	0.0000
PRAIRIE LEA ISD	PRAIRIE LEA SCHOOL	18.5773	11.0639	7.5134	3.7059
PRAIRIE VALLEY ISD	PRAIRIE VALLEY EL	6.0672	5.0671	1.0001	1.0001
PRAIRIE VALLEY ISD	PRAIRIE VALLEY H S	7.0655	6.2338	0.8317	0.0000
PRAIRIE VALLEY ISD	SHARED ARRANGEMENTS SERVICE	0.1429	0.1429	0.0000	0.0000
PRAIRILAND ISD	BLOSSOM EL	19.3361	18.7704	0.5657	0.0000
PRAIRILAND ISD	BLOSSOM J H	13.3393	7.7102	5.6291	2.0002
PRAIRILAND ISD	DEPORT EL	16.8195	16.2337	0.5858	0.0000
PRAIRILAND ISD	PRAIRILAND H S	23.2237	15.9982	7.2255	0.0000
PREMONT ISD	PREMONT CENTRAL EL	28.9994	24.9995	3.9999	2.0000
PREMONT ISD	PREMONT H S	29.6242	15.9780	13.6462	9.4001

District Name	Campus Name	Total FTE	In Field	Out of Field	No Certification
PREMONT ISD	PREMONT J H	18.0383	11.3459	6.6924	3.6001
PRESIDIO ISD	FRANCO MIDDLE SCHOOL	15.1557	13.9138	1.2419	0.6860
PRESIDIO ISD	PRESIDIO EL	52.3641	30.6259	21.7382	17.7382
PRESIDIO ISD	PRESIDIO H S	29.7223	17.3697	12.3526	7.1549
PRIDDY ISD	PRIDDY SCHOOL	11.9013	9.9776	1.9237	1.0003
PRINCETON ISD	CLARK MIDDLE	21.6426	13.2650	8.3776	2.8514
PRINCETON ISD	PRINCETON EL	39.1488	35.9488	3.2000	2.0000
PRINCETON ISD	PRINCETON H S	41.8689	30.9175	10.9514	6.2795
PRINCETON ISD	PRINCETON INT	21.5460	16.9002	4.6458	3.0001
PRINGLE-MORSE CONS ISD	PRINGLE-MORSE EL-J H	11.2347	8.6887	2.5460	0.0000
PROGRESO ISD	DOROTHY THOMPSON MIDDLE	29.8737	17.7055	12.1682	5.0006
PROGRESO ISD	PROGRESO EL	20.9992	15.9994	4.9998	3.9998
PROGRESO ISD	PROGRESO H S	36.4996	26.0782	10.4214	4.7905
PROGRESO ISD	PROGRESO PRI	35.9305	31.0000	4.9305	3.9305
PROSPER ISD	PROSPER EL	37.0653	32.2633	4.8020	4.0000
PROSPER ISD	PROSPER H S	22.3572	18.2822	4.0750	1.7321
PROSPER ISD	PROSPER MIDDLE SCHOOL	27.0987	20.1710	6.9277	2.5424
QUANAH ISD	QUANAH H S	15.4940	12.2419	3.2521	1.8829
QUANAH ISD	REAGAN EL	20.8635	18.9190	1.9445	1.0002
QUANAH ISD	TRAVIS J H	7.6731	5.1778	2.4953	0.0000
QUEEN CITY ISD	J K HILEMAN EL	29.8864	27.0040	2.8824	1.0000
QUEEN CITY ISD	MORRIS UPCHURCH MIDDLE	22.1254	18.8307	3.2947	0.9998
QUEEN CITY ISD	QUEEN CITY H S	26.4816	19.5442	6.9374	3.0002
QUINLAN ISD	A E BUTLER INT	22.4011	20.0678	2.3333	2.3333
QUINLAN ISD	C B THOMPSON MIDDLE	30.5147	19.4035	11.1112	7.0610
QUINLAN ISD	D C CANNON EL	40.9561	39.9561	1.0000	1.0000
QUINLAN ISD	JOE MARTIN EARLY CHILDHOOD CTR	19.8842	18.0000	1.8842	1.0000
QUINLAN ISD	WH FORD HIGH SCHOOL	42.4717	30.1555	12.3162	9.5620
QUITMAN ISD	QUITMAN EL	34.6685	34.6685	0.0000	0.0000
QUITMAN ISD	QUITMAN H S	25.2738	21.4851	3.7887	0.0000
QUITMAN ISD	QUITMAN J H	11.2011	8.9675	2.2336	1.0002
QUITMAN ISD	SHARED SERVICE ARRANGEMENTS	7.5625	6.5625	1.0000	0.0000
QUITMAN ISD	WOOD CO ALTER	0.8022	0.3438	0.4584	0.0000
RADIANCE ACADEMY OF LEARNING	RADIANCE ACADEMY OF LEARNING - W	15.2825	0.8546	14.4279	12.4279
RADIANCE ACADEMY OF LEARNING	RADIANCE ACADEMY OF LEARNING	13.4010	4.6895	8.7115	8.4973
RAINS ISD	DISTRICT ADMINISTRATION	1.0000	0.0000	1.0000	1.0000
RAINS ISD	RAINS EL	39.3520	38.3520	1.0000	0.0000
RAINS ISD	RAINS H S	36.7265	30.0541	6.6724	2.9150
RAINS ISD	RAINS J H	23.9546	20.0574	3.8972	0.5913
RALLS ISD	RALLS EL	22.4119	20.3220	2.0899	1.9232
RALLS ISD	RALLS H S	17.4073	12.6066	4.8007	2.3581
RALLS ISD	RALLS MIDDLE	9.1957	8.4358	0.7599	0.3167
RAMIREZ CSD	RAMIREZ EL	5.0000	5.0000	0.0000	0.0000
RANCH ACADEMY	RANCH ACADEMY	3.9999	1.6200	2.3799	0.9999
RANDOLPH FIELD ISD	RANDOLPH EL	40.0005	38.6477	1.3528	1.0000
RANDOLPH FIELD ISD	RANDOLPH H S	20.9244	19.2126	1.7118	0.0000
RANDOLPH FIELD ISD	RANDOLPH MIDDLE	15.4095	14.0387	1.3708	0.0000
RANGER ISD	RANGER EL	18.9489	16.4761	2.4728	0.0000
RANGER ISD	RANGER H S	11.5542	8.5683	2.9859	1.2860
RANGER ISD	RANGER MIDDLE SCHOOL	9.8476	6.3874	3.4602	1.4051
RANKIN ISD	JAMES D GOSSETT EL	10.1072	10.1072	0.0000	0.0000
RANKIN ISD	RANKIN H S	10.6707	6.6849	3.9858	1.9996
RAPOPORT CHARTER	RAPOPORT ACADEMY	14.2635	8.2513	6.0122	5.8660

District Name	Campus Name	Total FTE	In Field	Out of Field	No Certification
SCHOOL					
RAUL YZAGUIRRE SCHOOL FOR SUCCESS	RAUL YZAGUIRRE SCHOOL FOR SUCCESS	47.4940	25.7321	21.7619	15.9548
RAVEN SCHOOL	RAVEN SCHOOL	15.6265	5.0010	10.6255	9.6255
RAYMONDVILLE ISD	MYRA GREEN MIDDLE SCHOOL	38.4346	31.0153	7.4193	4.8613
RAYMONDVILLE ISD	PITTMAN ELEMENTARY	42.0120	34.6661	7.3459	5.9992
RAYMONDVILLE ISD	RAYMONDVILLE H S	37.6017	34.3486	3.2531	1.9888
RAYMONDVILLE ISD	SHARED SERVICE ARRANGEMENTS	0.1482	0.1482	0.0000	0.0000
RAYMONDVILLE ISD	SMITH EL	40.0162	35.3518	4.6644	3.0000
REAGAN COUNTY ISD	REAGAN COUNTY ELEMENTARY	24.4098	22.7848	1.6250	0.0000
REAGAN COUNTY ISD	REAGAN COUNTY H S	24.1441	19.5876	4.5565	0.0000
REAGAN COUNTY ISD	REAGAN COUNTY MIDDLE	14.8453	13.8920	0.9533	0.0000
RED LICK ISD	RED LICK EL	17.2532	16.1756	1.0776	0.8282
RED LICK ISD	RED LICK MIDDLE	7.3257	5.9777	1.3480	0.0000
RED OAK ISD	EASTRIDGE EL	20.7229	20.7229	0.0000	0.0000
RED OAK ISD	P A S S / A E P	0.9651	0.9651	0.0000	0.0000
RED OAK ISD	RED OAK EL	36.2035	35.0785	1.1250	1.0000
RED OAK ISD	RED OAK H S	83.4331	63.2058	20.2273	9.8613
RED OAK ISD	RED OAK INT	39.7797	37.0910	2.6887	2.4948
RED OAK ISD	RED OAK J H	45.3927	32.8268	12.5659	5.5488
RED OAK ISD	SHIELDS EL	24.9475	23.4475	1.5000	0.0000
RED OAK ISD	WOODEN EL	25.4056	24.5556	0.8500	0.0000
REDWATER ISD	REDWATER EL	24.1693	23.2463	0.9230	0.0000
REDWATER ISD	REDWATER H S	27.7779	22.0853	5.6926	4.3175
REDWATER ISD	REDWATER J H	14.6567	14.0787	0.5780	0.0000
REDWATER ISD	REDWATER MIDDLE	21.1258	18.6097	2.5161	2.5161
REFUGIO ISD	REFUGIO HIGH SCHOOL	30.0085	23.0142	6.9943	0.9998
REFUGIO ISD	STRICKLIN PRI	25.1873	25.1873	0.0000	0.0000
REG V EDUCATION SERVICE CENTER	DISTRICT ADMINISTRATION	0.4974	0.4974	0.0000	0.0000
REG XIII EDUCATION SERVICE CENTER	SHARED SERVICE ARRANGEMENTS	2.7000	2.7000	0.0000	0.0000
RICARDO ISD	RICARDO EL	19.1718	19.1718	0.0000	0.0000
RICARDO ISD	RICARDO MIDDLE	21.3190	18.8413	2.4777	2.0000
RICE CONS ISD	COLORADO COUNTY JUVENILE BOOT CAMP	3.0002	0.9002	2.1000	0.0000
RICE CONS ISD	GARWOOD EL	12.4182	9.6676	2.7506	1.8522
RICE CONS ISD	RICE H S	28.4846	23.0292	5.4554	1.0000
RICE CONS ISD	SHERIDAN EL	12.4786	10.5285	1.9501	0.0000
RICE ISD	RICE EL	19.6290	19.6290	0.0000	0.0000
RICE ISD	RICE H S	24.9599	18.5285	6.4314	2.8611
RICHARD MILBURN ACADEMY-KILLEEN	KILLEEN-RICHARD MILBURN ACADEMY	8.0839	1.8300	6.2539	5.0835
RICHARD MILBURN ACADEMY - AMARILLO	RICHARD MILBURN ACADEMY - AMARILLO	4.6547	0.9355	3.7192	1.6383
RICHARD MILBURN ACADEMY - BEAUMONT	RICHARD MILBURN ACADEMY - BEAUMONT	9.8963	0.0000	9.8963	7.9986
RICHARD MILBURN ACADEMY - CORPUS C	RICHARD MILBURN ACADEMY - CORPUS C	9.5198	2.7651	6.7547	5.4507
RICHARD MILBURN ACADEMY - LUBBOCK	RICHARD MILBURN ACADEMY - LUBBOCK	6.1351	2.3753	3.7598	0.8104
RICHARD MILBURN ACADEMY - MIDLAND	RICHARD MILBURN ACADEMY - MIDLAND	7.1528	0.0000	7.1528	6.6524
RICHARDS ISD	RICHARDS EL	5.4092	4.8675	0.5417	0.5001
RICHARDS ISD	RICHARDS H S	7.4918	3.7498	3.7420	2.8339
RICHARDSON ISD	AIKIN EL	41.0000	31.8000	9.2000	2.0000
RICHARDSON ISD	ALL SCHOOLS	16.0000	9.0000	7.0000	5.0000
RICHARDSON ISD	APOLLO J H	39.7446	31.5701	8.1745	4.9170
RICHARDSON ISD	ARAPAHO EL	36.5001	30.3667	6.1334	2.0000

District Name	Campus Name	Total FTE	In Field	Out of Field	No Certification
RICHARDSON ISD	BERKNER H S	129.0978	96.8202	32.2776	17.8417
RICHARDSON ISD	BIG SPRINGS EL	36.0000	27.8000	8.2000	3.0000
RICHARDSON ISD	BOWIE EL	30.5000	25.7000	4.8000	1.0000
RICHARDSON ISD	BRENTFIELD EL	36.9998	28.9998	8.0000	2.0000
RICHARDSON ISD	CANYON CREEK EL	17.5000	15.7000	1.8000	0.0000
RICHARDSON ISD	CHRISTA MCAULIFFE LEARNING CENTER	14.3279	10.0847	4.2432	1.7477
RICHARDSON ISD	CLASSICAL MAGNET	5.0000	4.0000	1.0000	0.0000
RICHARDSON ISD	DARTMOUTH EL	28.0000	27.2000	0.8000	0.0000
RICHARDSON ISD	DOBIE PRI	32.6580	21.1456	11.5124	2.0000
RICHARDSON ISD	DOVER EL	39.7140	29.9140	9.8000	3.0000
RICHARDSON ISD	FOREST LANE ACADEMY	42.0000	25.2000	16.8000	9.0000
RICHARDSON ISD	FOREST MEADOW J H	38.4744	27.3183	11.1561	6.3776
RICHARDSON ISD	FORESTRIDGE EL	44.9999	36.2999	8.7000	5.0000
RICHARDSON ISD	GREENWOOD HILLS EL	25.9999	20.3999	5.6000	2.0000
RICHARDSON ISD	HAMILTON PARK PACESETTER MAGNET	55.5310	45.2500	10.2810	5.7810
RICHARDSON ISD	JESS HARBEN EL	22.0000	17.4000	4.6000	1.0000
RICHARDSON ISD	LAKE HIGHLANDS EL	44.9890	33.7890	11.2000	5.0000
RICHARDSON ISD	LAKE HIGHLANDS FRESHMAN CENTER	36.6569	26.6069	10.0500	5.4208
RICHARDSON ISD	LAKE HIGHLANDS H S	97.2695	71.9720	25.2975	9.7940
RICHARDSON ISD	LAKE HIGHLANDS J H	36.2675	24.0165	12.2510	7.5313
RICHARDSON ISD	LIBERTY J H	39.5562	34.7088	4.8474	2.5443
RICHARDSON ISD	MARK TWAIN EL	31.6020	26.9164	4.6856	0.0000
RICHARDSON ISD	MATH SCIENCE TECH MAGNET	39.4999	32.6999	6.8000	4.0000
RICHARDSON ISD	MERRIMAN PARK EL	29.0000	24.0000	5.0000	2.0000
RICHARDSON ISD	MOHAWK EL	21.0000	19.2000	1.8000	0.0000
RICHARDSON ISD	MOSS HAVEN EL	32.8750	28.6750	4.2000	1.0000
RICHARDSON ISD	NORTHLAKE EL	41.9950	30.1950	11.8000	6.0000
RICHARDSON ISD	NORTHRICH EL	31.0000	23.2000	7.8000	4.0000
RICHARDSON ISD	NORTHWOOD HILLS EL	27.0123	20.5000	6.5123	1.0000
RICHARDSON ISD	O HENRY EL	32.9999	25.0000	7.9999	4.0000
RICHARDSON ISD	PARKHILL J H	32.3031	25.9797	6.3234	1.7115
RICHARDSON ISD	PEARCE H S	103.4881	84.3064	19.1817	10.1295
RICHARDSON ISD	PRAIRIE CREEK EL	16.0000	14.2000	1.8000	1.0000
RICHARDSON ISD	PRESTONWOOD EL	28.5002	18.5002	10.0000	6.0000
RICHARDSON ISD	RICHARDSON H S	115.2361	87.1432	28.0929	12.0109
RICHARDSON ISD	RICHARDSON HEIGHTS EL	34.7805	25.6000	9.1805	3.7805
RICHARDSON ISD	RICHARDSON J H	2.0308	0.9998	1.0310	0.9000
RICHARDSON ISD	RICHARDSON NORTH J H	24.0784	19.9786	4.0998	3.3483
RICHARDSON ISD	RICHARDSON TERRACE EL	39.5001	32.9001	6.6000	1.0000
RICHARDSON ISD	RICHARDSON WEST J H	35.2633	26.3766	8.8867	3.1408
RICHARDSON ISD	RICHLAND EL	39.9088	26.3454	13.5634	5.9999
RICHARDSON ISD	RISD ACAD	52.3825	42.7825	9.6000	6.0000
RICHARDSON ISD	SKYVIEW EL	40.7140	29.9284	10.7856	3.0000
RICHARDSON ISD	SPRING CREEK EL	27.0000	24.8000	2.2000	1.0000
RICHARDSON ISD	SPRING VALLEY EL	29.3880	21.8880	7.5000	4.0000
RICHARDSON ISD	SPRINGRIDGE EL	27.0001	21.6001	5.4000	1.0000
RICHARDSON ISD	STULTS ROAD EL	37.6000	26.6000	11.0000	5.0000
RICHARDSON ISD	WALLACE EL	34.0000	27.1750	6.8250	2.0000
RICHARDSON ISD	WESTWOOD J H	39.5102	32.0792	7.4310	5.6314
RICHARDSON ISD	WHITE ROCK EL	37.8750	33.0750	4.8000	2.0000
RICHARDSON ISD	YALE EL	35.0003	30.0003	5.0000	1.0000
RICHLAND SPRINGS ISD	RICHLAND SPRINGS SCHOOL	17.5621	15.4257	2.1364	2.0060
RIESEL ISD	FOSTER ELEMENTARY SCHOOL	19.8122	19.1455	0.6667	0.5000
RIESEL ISD	RIESEL SCHOOL	26.7951	19.6271	7.1680	4.0007

District Name	Campus Name	Total FTE	In Field	Out of Field	No Certification
RIO GRANDE CITY CISD	ALTO BONITO ELEMENTARY	45.3975	28.4491	16.9484	12.9627
RIO GRANDE CITY CISD	GENERAL RICARDO SANCHEZ ELEMENTARY	45.8026	31.4378	14.3648	4.0000
RIO GRANDE CITY CISD	GRULLA EL	40.9621	25.4330	15.5291	9.9999
RIO GRANDE CITY CISD	GRULLA MIDDLE	51.3433	31.9642	19.3791	8.6464
RIO GRANDE CITY CISD	JOHN & OLIVE HINOJOSA EL	38.8397	25.6031	13.2366	10.0001
RIO GRANDE CITY CISD	LA UNION EL	31.9467	19.8344	12.1123	5.9626
RIO GRANDE CITY CISD	NORTH GRAMMAR EL	34.6847	26.8504	7.8343	5.8343
RIO GRANDE CITY CISD	RINGGOLD EL	33.8501	24.1159	9.7342	4.0001
RIO GRANDE CITY CISD	RINGGOLD MIDDLE	112.8648	68.6108	44.2540	26.6018
RIO GRANDE CITY CISD	RIO GRANDE CITY H S	148.8014	100.5869	48.2145	25.8113
RIO GRANDE CITY CISD	ROQUE GUERRA JR EL	47.6740	31.4678	16.2062	9.9948
RIO HONDO ISD	RIO HONDO EL	36.9068	28.9068	8.0000	4.0000
RIO HONDO ISD	RIO HONDO H S	38.7031	29.4721	9.2310	6.3862
RIO HONDO ISD	RIO HONDO INT	27.0006	24.0003	3.0003	2.0003
RIO HONDO ISD	RIO HONDO J H	30.5422	24.8324	5.7098	2.0001
RIO VISTA ISD	RIO VISTA EL	26.9518	25.9999	0.9519	0.9519
RIO VISTA ISD	RIO VISTA H S	22.1468	17.4289	4.7179	3.6374
RIO VISTA ISD	RIO VISTA MIDDLE	19.3386	15.2395	4.0991	0.0000
RIO VISTA ISD	SHARED SERVICE ARRANGEMENTS	3.0000	3.0000	0.0000	0.0000
RIPLEY HOUSE CHARTER SCHOOL	RIPLEY HOUSE CHARTER SCHOOL	9.8930	1.0000	8.8930	8.8930
RISE ACADEMY	RISE ACADEMY	15.7838	5.0000	10.7838	9.7838
RISING STAR ISD	RISING STAR EL	10.6524	10.5260	0.1264	0.0000
RISING STAR ISD	RISING STAR H S	11.1080	8.4870	2.6210	0.0000
RIVER ROAD ISD	RIVER ROAD HIGH SCHOOL	28.3817	20.8298	7.5519	3.4261
RIVER ROAD ISD	RIVER ROAD MIDDLE SCHOOL	19.1266	16.5985	2.5281	0.8929
RIVER ROAD ISD	ROLLING HILLS EL	37.7230	35.7229	2.0001	2.0001
RIVERCREST ISD	RIVERCREST EL	23.3985	22.2336	1.1649	1.0001
RIVERCREST ISD	RIVERCREST H S	19.4720	14.8719	4.6001	0.0000
RIVERCREST ISD	RIVERCREST J H	9.1164	6.3628	2.7536	1.0003
RIVIERA ISD	DE LA PAZ MIDDLE	7.6400	6.3064	1.3336	0.3334
RIVIERA ISD	KAUFER H S	17.4977	12.6436	4.8541	2.9041
RIVIERA ISD	NANNY EL	14.9998	13.9998	1.0000	1.0000
ROBERT LEE ISD	ROBERT LEE EL	11.0939	10.1313	0.9626	0.0000
ROBERT LEE ISD	ROBERT LEE H S	14.6597	12.6935	1.9662	1.0000
ROBERT LEE ISD	WATER VALLEY VOC	0.1424	0.1424	0.0000	0.0000
ROBINSON ISD	ROBINSON EL	20.3813	20.3813	0.0000	0.0000
ROBINSON ISD	ROBINSON H S	42.3467	37.5805	4.7662	0.3300
ROBINSON ISD	ROBINSON INTERMEDIATE	19.9026	18.9320	0.9706	0.9706
ROBINSON ISD	ROBINSON J H	36.9580	31.7044	5.2536	1.3274
ROBINSON ISD	ROBINSON PRI	19.5607	18.5607	1.0000	1.0000
ROBSTOWN ISD	ACADEMY FOR EXCELLENCE	1.9999	1.0000	0.9999	0.9999
ROBSTOWN ISD	ALTER LRN CTR	6.3052	4.4437	1.8615	0.0000
ROBSTOWN ISD	LOTSPEICH EL	24.0064	23.8898	0.1166	0.0000
ROBSTOWN ISD	MARTIN EL	23.5434	20.5498	2.9936	2.8770
ROBSTOWN ISD	ROBSTOWN H S	64.9898	47.2981	17.6917	9.6888
ROBSTOWN ISD	SALAZAR EL	42.6681	39.3765	3.2916	1.0001
ROBSTOWN ISD	SAN PEDRO ELEMENTARY	20.4244	18.4244	2.0000	0.0000
ROBSTOWN ISD	SEALE J H	36.9002	32.2754	4.6248	1.9092
ROBSTOWN ISD	SOLOMON P ORTIZ INT	29.6758	25.8842	3.7916	2.6750
ROBY CONS ISD	ROBY EL	16.5935	12.4641	4.1294	2.2058
ROBY CONS ISD	ROBY H S	10.7528	8.3692	2.3836	0.7942
ROCHELLE ISD	ROCHELLE SCHOOL	19.7507	19.4133	0.3374	0.0000
ROCKDALE ISD	HASHEM JUVENILE JUSTICE CTR	3.0780	2.1613	0.9167	0.0000
ROCKDALE ISD	ROCKDALE EL	57.7141	53.0383	4.6758	4.3156

District Name	Campus Name	Total FTE	In Field	Out of Field	No Certification
ROCKDALE ISD	ROCKDALE H S	27.4165	19.9890	7.4275	1.9092
ROCKDALE ISD	ROCKDALE J H	24.4881	18.4279	6.0602	1.6667
ROCKSPRINGS ISD	ROCKSPRINGS ALTER ED PGM	1.0000	1.0000	0.0000	0.0000
ROCKSPRINGS ISD	ROCKSPRINGS EL	21.9212	20.9152	1.0060	0.4870
ROCKSPRINGS ISD	ROCKSPRINGS H S	9.5474	6.2611	3.2863	2.3432
ROCKWALL ISD	AMANDA ROCHELL EL	37.5889	36.6183	0.9706	1.9706
ROCKWALL ISD	AMY PARKS-HEATH EL	37.1025	35.9944	1.1081	1.0000
ROCKWALL ISD	CULLINS-LAKE POINTE EL	51.3151	51.2645	0.0506	0.0000
ROCKWALL ISD	DISTRICT ADMINISTRATION	1.0745	1.0745	0.0000	0.0000
ROCKWALL ISD	DOROTHY SMITH PULLEN EL	40.2478	40.1776	0.0702	0.0000
ROCKWALL ISD	DORRIS A JONES ELEMENTARY	41.6441	38.8528	2.7913	2.7913
ROCKWALL ISD	GRACE HARTMAN ELEMENTARY	36.9473	34.2110	2.7363	2.0000
ROCKWALL ISD	HERMAN E UTLEY FRESHMAN CENTER	26.3923	19.2811	7.1112	4.5819
ROCKWALL ISD	HOWARD DOBBS EL	35.2570	34.1045	1.1525	1.0000
ROCKWALL ISD	J W WILLIAMS MIDDLE	48.6890	36.2949	12.3941	1.0000
ROCKWALL ISD	MAURINE CAIN MIDDLE SCHOOL	48.1108	37.5199	10.5909	5.9135
ROCKWALL ISD	NEBBIE WILLIAMS EL	32.1790	31.1790	1.0000	1.0000
ROCKWALL ISD	ROCKWALL ALTERNATIVE SCHOOL	6.1892	4.5142	1.6750	1.6750
ROCKWALL ISD	ROCKWALL H S	111.0755	93.5658	17.5097	5.9740
ROCKWALL ISD	VIRGINIA REINHARDT EL	25.1238	23.0548	2.0690	2.0000
ROGERS ISD	ROGERS EL	24.4113	21.1196	3.2917	3.0000
ROGERS ISD	ROGERS H S	23.2284	18.5785	4.6499	1.0000
ROGERS ISD	ROGERS MIDDLE	14.0826	11.8635	2.2191	0.8038
ROMA ISD	A S CANAVAN EL	11.0000	8.0000	3.0000	1.0000
ROMA ISD	ACCELERATED LRN ACAD	1.4475	0.6892	0.7583	0.0000
ROMA ISD	BARRERA EL	34.4941	21.4942	12.9999	8.9999
ROMA ISD	DISTRICT ADMINISTRATION	1.9572	1.9572	0.0000	0.0000
ROMA ISD	INSTR & GUIDE CTR	3.4128	2.0039	1.4089	0.0000
ROMA ISD	ROMA H S	103.1353	72.7272	30.4081	17.9784
ROMA ISD	ROMA INT	50.4529	34.1479	16.3050	4.4917
ROMA ISD	ROMA MIDDLE	68.8170	41.7179	27.0991	15.9705
ROMA ISD	SCOTT EL	33.9038	27.9038	6.0000	4.0000
ROMA ISD	VERA EL	34.3847	27.5184	6.8663	2.8663
ROMA ISD	YNES B ESCOBAR EL	37.8125	27.8125	10.0000	5.0000
ROOSEVELT ISD	ROOSEVELT EL	36.3260	36.2060	0.1200	0.0000
ROOSEVELT ISD	ROOSEVELT H S	21.5639	18.2000	3.3639	1.6670
ROOSEVELT ISD	ROOSEVELT J H	16.5603	12.2116	4.3487	3.1525
ROPES ISD	CHOICES ALTER H S	0.8693	0.1310	0.7383	0.0000
ROPES ISD	ROPES SCHOOL	25.6576	23.5880	2.0696	0.0000
ROSCOE ISD	ROSCOE EL	9.8327	8.3963	1.4364	1.4364
ROSCOE ISD	ROSCOE H S	10.9042	9.8756	1.0286	0.2928
ROSEBUD-LOTT ISD	LOTT ELEMENTARY	12.4644	10.4644	2.0000	2.0000
ROSEBUD-LOTT ISD	ROSEBUD-LOTT H S	22.2182	16.8339	5.3843	4.0453
ROSEBUD-LOTT ISD	ROSEBUD-LOTT J H	11.2607	9.1733	2.0874	1.5245
ROSEBUD-LOTT ISD	ROSEBUD INTERMEDIATE	7.8633	7.8633	0.0000	0.0000
ROSEBUD-LOTT ISD	ROSEBUD PRIMARY	12.4883	11.4883	1.0000	0.0000
ROTAN ISD	ROTAN EL	12.0121	11.7316	0.2805	0.0000
ROTAN ISD	ROTAN H S	11.0382	8.1331	2.9051	1.8638
ROTAN ISD	ROTAN J H	7.8041	6.6892	1.1149	0.0000
ROUND ROCK ISD	ANDERSON MILL EL	29.8393	26.8393	3.0000	1.0000
ROUND ROCK ISD	BLACKLAND PRAIRIE EL	63.2775	55.6521	7.6254	5.6575
ROUND ROCK ISD	BLUEBONNET EL	46.4676	41.4997	4.9679	0.9679
ROUND ROCK ISD	BRUSHY CREEK EL	53.3019	47.1347	6.1672	1.5001
ROUND ROCK ISD	C D FULKES MIDDLE	50.4233	45.9758	4.4475	1.0001
ROUND ROCK ISD	CACTUS RANCH EL	51.8553	48.8553	3.0000	2.0000

District Name	Campus Name	Total FTE	In Field	Out of Field	No Certification
ROUND ROCK ISD	CALDWELL HEIGHTS EL	39.7942	34.7943	4.9999	1.0000
ROUND ROCK ISD	CANYON CREEK EL	38.6597	36.6597	2.0000	2.0000
ROUND ROCK ISD	CANYON VISTA MIDDLE	44.3997	38.9385	5.4612	2.2815
ROUND ROCK ISD	CEDAR VALLEY MIDDLE	68.9123	55.2494	13.6629	7.1392
ROUND ROCK ISD	CHISHOLM TRAIL MIDDLE	56.5825	50.6932	5.8893	3.1474
ROUND ROCK ISD	CLAUDE BERKMAN EL	47.8714	42.4516	5.4198	2.0000
ROUND ROCK ISD	DEEP WOOD EL	33.1847	33.1847	0.0000	0.0000
ROUND ROCK ISD	DEERPARK MIDDLE	70.3292	54.2872	16.0420	10.0771
ROUND ROCK ISD	DOUBLE FILE TRAIL EL	52.9621	48.4621	4.5000	3.5000
ROUND ROCK ISD	FERN BLUFF EL	53.9999	48.9999	5.0000	2.0000
ROUND ROCK ISD	FOREST CREEK EL	62.7320	59.7322	2.9998	0.9999
ROUND ROCK ISD	FOREST NORTH EL	43.8797	31.3796	12.5001	7.5001
ROUND ROCK ISD	GATTIS EL	57.4992	51.4995	5.9997	5.0000
ROUND ROCK ISD	GOALS	3.0000	3.0000	0.0000	0.0000
ROUND ROCK ISD	GREAT OAKS EL	60.2590	59.3764	0.8826	0.8826
ROUND ROCK ISD	HOPEWELL MIDDLE	73.4511	54.3921	19.0590	12.7693
ROUND ROCK ISD	JOLLYVILLE EL	46.7589	41.9997	4.7592	2.9999
ROUND ROCK ISD	LAUREL MOUNTAIN EL	46.0266	46.0266	0.0000	0.0000
ROUND ROCK ISD	LIVE OAK EL	42.8997	39.8999	2.9998	1.9998
ROUND ROCK ISD	MCNEIL H S	124.4393	107.0986	17.3407	7.8579
ROUND ROCK ISD	NOEL GRISHAM MIDDLE	41.6872	38.6908	2.9964	1.6720
ROUND ROCK ISD	NORTH OAKS EL	38.8309	35.8898	2.9411	1.9411
ROUND ROCK ISD	OLD TOWN EL	53.9569	48.9785	4.9784	2.9785
ROUND ROCK ISD	POND SPRINGS EL	56.0010	53.7509	2.2501	0.0000
ROUND ROCK ISD	PURPLE SAGE EL	30.4997	29.4999	0.9998	0.0000
ROUND ROCK ISD	RIDGEVIEW MIDDLE SCHOOL	64.2886	49.4461	14.8425	10.9578
ROUND ROCK ISD	ROUND ROCK H S	122.6369	106.2897	16.3472	6.1466
ROUND ROCK ISD	ROUND ROCK OPPORT CTR DAEP	14.8095	10.0921	4.7174	2.0755
ROUND ROCK ISD	SPICEWOOD EL	42.9997	39.3326	3.6671	2.0000
ROUND ROCK ISD	STONY POINT HIGH SCHOOL	117.6952	102.1744	15.5208	8.6829
ROUND ROCK ISD	STONY POINT NINTH GRADE CAMPUS	50.7825	45.8434	4.9391	3.5000
ROUND ROCK ISD	UNION HILL ELEMENTARY	51.7856	48.7858	2.9998	2.9998
ROUND ROCK ISD	VIC ROBERTSON EL	37.1895	31.9570	5.2325	3.8127
ROUND ROCK ISD	WELLS BRANCH EL	57.2199	48.2200	8.9999	2.9999
ROUND ROCK ISD	WESTWOOD H S	132.7927	122.1120	10.6807	1.7872
ROUND ROCK ISD	XENIA VOIGT EL	51.4783	49.4997	1.9786	1.9786
ROUND TOP-CARMINE ISD	ROUND TOP-CARMINE EL	8.3944	7.9245	0.4699	0.0000
ROUND TOP-CARMINE ISD	ROUND TOP-CARMINE H S	8.5498	7.1729	1.3769	0.0000
ROXTON ISD	ROXTON EL	9.4078	9.4078	0.0000	0.0000
ROXTON ISD	ROXTON H S	11.3734	6.3235	5.0499	2.0490
ROYAL ISD	ROYAL EARLY CHILDHOOD CENTER	16.1690	9.9998	6.1692	4.5124
ROYAL ISD	ROYAL ELEMENTARY	53.6173	39.1248	14.4925	14.2740
ROYAL ISD	ROYAL H S	31.9358	18.5776	13.3582	7.5324
ROYAL ISD	ROYAL MIDDLE	24.0306	15.6775	8.3531	4.9270
ROYSE CITY ISD	ALTERNATIVE LEARNING CENTER	3.8354	2.7554	1.0800	0.0000
ROYSE CITY ISD	ANITA SCOTT ELEMENTARY	34.2398	32.4417	1.7981	1.7981
ROYSE CITY ISD	DAVIS ELEMENTARY SCHOOL	32.3499	30.3500	1.9999	1.9999
ROYSE CITY ISD	H H BROWNING PRI	22.8859	21.1001	1.7858	0.5825
ROYSE CITY ISD	ROYSE CITY H S	40.6789	33.4007	7.2782	3.6127
ROYSE CITY ISD	ROYSE CITY MIDDLE	28.1556	21.1227	7.0329	3.0001
RULE ISD	RULE SCHOOL	17.7761	14.1873	3.5888	1.0002
RUNGE ISD	RUNGE EL	15.1450	14.7389	0.4061	0.1865

District Name	Campus Name	Total FTE	In Field	Out of Field	No Certification
RUNGE ISD	RUNGE H S	10.7274	5.7555	4.9719	1.9366
RUSK ISD	RUSK EL	22.0383	20.1454	1.8929	1.0000
RUSK ISD	RUSK H S	30.5013	24.4264	6.0749	3.6337
RUSK ISD	RUSK INTERMEDIATE	15.6316	14.0758	1.5558	1.5558
RUSK ISD	RUSK J H	28.4701	22.6093	5.8608	2.9499
RUSK ISD	RUSK PRI	26.3948	24.5519	1.8429	1.0000
S AND S CONS ISD	S AND S CONS EL	25.5959	25.5959	0.0000	0.0000
S AND S CONS ISD	S AND S CONS H S	19.2484	18.2615	0.9869	0.0000
S AND S CONS ISD	S AND S CONS MIDDLE	13.2578	11.4072	1.8506	0.9999
SABINAL ISD	CLUSTER V SP ED	0.1832	0.1832	0.0000	0.0000
SABINAL ISD	SABINAL EL	20.9999	19.9999	1.0000	1.0000
SABINAL ISD	SABINAL H S	16.1968	13.2239	2.9729	1.9974
SABINAL ISD	SABINAL J H	7.2837	2.7920	4.4917	1.8360
SABINE ISD	SABINE EL	35.0022	31.6684	3.3338	2.0002
SABINE ISD	SABINE H S	27.0858	23.1083	3.9775	0.0000
SABINE ISD	SABINE MIDDLE	21.6023	20.5782	1.0241	0.0000
SABINE ISD	SHARED SERVICE ARRANGEMENTS	5.0000	3.0000	2.0000	1.0000
SABINE PASS ISD	SABINE PASS SCHOOL	23.0676	12.2671	10.8005	9.7858
SAINT JO ISD	SAINT JO EL	16.3119	14.2599	2.0520	1.8003
SAINT JO ISD	SAINT JO H S	16.0838	10.3837	5.7001	3.0001
SAINT JO ISD	SHARED SERVICE ARRANGEMENTS	0.1429	0.1429	0.0000	0.0000
SALADO ISD	SALADO H S	28.8499	22.5662	6.2837	3.0004
SALADO ISD	SALADO INTERMEDIATE SCHOOL	26.3223	20.8218	5.5005	3.0003
SALADO ISD	THOMAS ARNOLD EL	29.5694	25.0999	4.4695	2.0000
SALTILLO ISD	SALTILLO SCHOOL	19.3629	14.5590	4.8039	0.9276
SALTILLO ISD	SHARED SERVICE ARRANGEMENTS	2.0000	2.0000	0.0000	0.0000
SAM RAYBURN ISD	RAYBURN H S	18.2810	11.7570	6.5240	2.2579
SAM RAYBURN ISD	SAM RAYBURN EL	18.4577	16.4229	2.0348	0.7419
SAMNORWOOD ISD	SAMNORWOOD SCHOOL	13.9246	10.0130	3.9116	2.9116
SAN ANGELO ISD	ALTA LOMA EL	25.1302	23.9952	1.1350	1.0000
SAN ANGELO ISD	AUSTIN EL	34.0627	33.9238	0.1389	0.0000
SAN ANGELO ISD	BELAIRE EL	27.1767	26.0338	1.1429	1.0000
SAN ANGELO ISD	BONHAM EL	34.2884	33.9862	0.3022	0.0000
SAN ANGELO ISD	BOWIE EL	30.0943	28.0517	2.0426	2.0000
SAN ANGELO ISD	BRADFORD EL	31.1505	30.2283	0.9222	0.0000
SAN ANGELO ISD	CARVER ALTER LRN CTR	9.5999	6.5998	3.0001	1.0002
SAN ANGELO ISD	CENTRAL H S	111.1088	96.1953	14.9135	5.5658
SAN ANGELO ISD	CROCKETT EL	31.1712	30.2895	0.8817	0.0000
SAN ANGELO ISD	DISTRICT ADMINISTRATION	8.6348	6.8327	1.8021	0.8021
SAN ANGELO ISD	EDISON J H	38.3342	32.5201	5.8141	3.6558
SAN ANGELO ISD	FANNIN EL	25.1924	25.1924	0.0000	0.0000
SAN ANGELO ISD	FT CONCHO EL	26.1840	24.0911	2.0929	0.0000
SAN ANGELO ISD	GLENMORE EL	26.3252	24.7112	1.6140	1.0000
SAN ANGELO ISD	GLENN J H	39.6430	31.8493	7.7937	1.6820
SAN ANGELO ISD	GOLIAD EL	32.1821	31.9930	0.1891	0.0000
SAN ANGELO ISD	HOLIMAN EL	20.2148	20.1089	0.1059	0.0000
SAN ANGELO ISD	LAKE VIEW H S	61.1804	53.8468	7.3336	3.6970
SAN ANGELO ISD	LEE J H	35.9918	32.3400	3.6518	0.0000
SAN ANGELO ISD	LINCOLN JUNIOR HIGH SCHOOL	52.0960	47.2768	4.8192	0.3615
SAN ANGELO ISD	MCGILL EL	22.2238	21.0810	1.1428	0.0000
SAN ANGELO ISD	NEW EL	39.6854	38.3523	1.3331	0.0000
SAN ANGELO ISD	REAGAN EL	32.4296	31.0018	1.4278	0.0000
SAN ANGELO ISD	SAN JACINTO EL	30.3850	28.5300	1.8550	1.0000
SAN ANGELO ISD	SANTA RITA EL	25.3123	25.2870	0.0253	0.0000

District Name	Campus Name	Total FTE	In Field	Out of Field	No Certification
SAN ANTONIO CAN HIGH SCHOOL	SAN ANTONIO CAN HIGH SCHOOL	22.2432	9.6488	12.5944	10.3519
SAN ANTONIO ISD	AGNES COTTON EL	27.8750	26.8750	1.0000	0.0000
SAN ANTONIO ISD	ALAMO ACHIEVEMENT CTR	16.8770	14.0835	2.7935	1.0120
SAN ANTONIO ISD	ALAMO CENTER	2.9573	1.4661	1.4912	0.0000
SAN ANTONIO ISD	ARNOLD EL	35.0000	32.5000	2.5000	1.0000
SAN ANTONIO ISD	BARKLEY/RUIZ EL	32.0000	30.0000	2.0000	0.0000
SAN ANTONIO ISD	BASKIN EL	32.0001	32.0001	0.0000	0.0000
SAN ANTONIO ISD	BEACON HILL EL	29.0004	27.3334	1.6670	0.0000
SAN ANTONIO ISD	BONHAM EL	23.5002	19.5002	4.0000	1.5000
SAN ANTONIO ISD	BOWDEN EL	30.0001	28.0001	2.0000	2.0000
SAN ANTONIO ISD	BRACKENRIDGE H S	96.0749	84.1210	11.9539	6.1340
SAN ANTONIO ISD	BREWER EL	30.0001	29.0001	1.0000	1.0000
SAN ANTONIO ISD	BRISCOE EL	36.2593	34.2593	2.0000	0.0000
SAN ANTONIO ISD	BURBANK H S	67.5379	58.7061	8.8318	3.9171
SAN ANTONIO ISD	CAMERON EL	25.0970	19.0970	6.0000	4.0000
SAN ANTONIO ISD	CARVAJAL EL	22.3340	19.0482	3.2858	1.0000
SAN ANTONIO ISD	CHARLES C BALL EL	31.9998	27.9999	3.9999	2.9999
SAN ANTONIO ISD	CHARLES GRAEBNER EL	52.0006	48.1671	3.8335	1.0000
SAN ANTONIO ISD	CHILDREN'S SHELTER OF SA	1.9998	1.6665	0.3333	0.0000
SAN ANTONIO ISD	COLLINS GARDEN EL	45.0006	42.0006	3.0000	2.0000
SAN ANTONIO ISD	CONNELL MIDDLE	30.6138	24.0685	6.5453	4.4008
SAN ANTONIO ISD	COOPER MIDDLE	21.2828	15.5377	5.7451	1.9785
SAN ANTONIO ISD	DAVID CROCKETT EL	43.8756	41.8754	2.0002	1.0002
SAN ANTONIO ISD	DAVIS MIDDLE	32.9979	26.1854	6.8125	2.0348
SAN ANTONIO ISD	DE ZAVALA EL	35.0000	33.0000	2.0000	1.0000
SAN ANTONIO ISD	DISTRICT ADMINISTRATION	19.5000	18.5000	1.0000	1.0000
SAN ANTONIO ISD	DORIE MILLER EL	28.9980	19.8001	9.1979	5.7629
SAN ANTONIO ISD	DOROTHY C PICKETT ACADEMY	12.9966	11.0281	1.9685	0.0000
SAN ANTONIO ISD	DOUGLASS EL	20.5454	20.5454	0.0000	0.0000
SAN ANTONIO ISD	EDISON H S	95.5982	84.3659	11.2323	3.5658
SAN ANTONIO ISD	ELOISE JAPHET EL	38.0003	36.3574	1.6429	1.0000
SAN ANTONIO ISD	FENWICK EL	23.5004	23.5004	0.0000	0.0000
SAN ANTONIO ISD	FOSTER EL	36.0000	34.0000	2.0000	2.0000
SAN ANTONIO ISD	FOX TECHNICAL H S	90.7150	79.0927	11.6223	4.8345
SAN ANTONIO ISD	FRANK JOHNSON EL	21.5999	15.7323	5.8676	2.0000
SAN ANTONIO ISD	FRANKLIN EL	30.0004	30.0004	0.0000	0.0000
SAN ANTONIO ISD	GATES EL	20.8367	17.2535	3.5832	2.6666
SAN ANTONIO ISD	GEORGE E KELLY EL	16.8750	15.8750	1.0000	1.0000
SAN ANTONIO ISD	GIRLS AND BOYS TOWN SHELTER OF SA	1.0007	0.5696	0.4311	0.0000
SAN ANTONIO ISD	GONZALES ACHIEVEMENT CTR	5.3337	4.3337	1.0000	0.0000
SAN ANTONIO ISD	GONZALES CENTER	5.0000	3.0000	2.0000	0.0000
SAN ANTONIO ISD	HARRIS MIDDLE	31.8418	24.2418	7.6000	1.0000
SAN ANTONIO ISD	HAWTHORNE EL	36.0001	33.3335	2.6666	2.0000
SAN ANTONIO ISD	HEALY-MURPHY	6.4274	5.2811	1.1463	0.0000
SAN ANTONIO ISD	HEALY MURPHY	3.0000	2.0000	1.0000	1.0000
SAN ANTONIO ISD	HENRY CARROLL EL	24.9026	21.9026	3.0000	1.0000
SAN ANTONIO ISD	HERFF EL	32.0005	29.0005	3.0000	2.0000
SAN ANTONIO ISD	HIGHLAND HILLS EL	42.0007	41.0007	1.0000	0.0000
SAN ANTONIO ISD	HIGHLAND PARK EL	35.0006	31.5006	3.5000	2.0000
SAN ANTONIO ISD	HIGHLANDS H S	115.0265	100.7578	14.2687	9.8349
SAN ANTONIO ISD	HILLCREST EL	32.0005	30.9426	1.0579	1.0000
SAN ANTONIO ISD	HIRSCH EL	23.4998	21.4998	2.0000	0.0000
SAN ANTONIO ISD	HOUSTON H S	66.6297	51.9013	14.7284	3.8343
SAN ANTONIO ISD	HUPPERTZ EL	30.0000	29.0000	1.0000	1.0000
SAN ANTONIO ISD	IRVING MIDDLE	50.8012	43.2007	7.6005	2.0005

District Name	Campus Name	Total FTE	In Field	Out of Field	No Certification
SAN ANTONIO ISD	J T BRACKENRIDGE EL	34.0003	33.0003	1.0000	1.0000
SAN ANTONIO ISD	JAMES BOWIE EL	18.8750	16.8750	2.0000	0.0000
SAN ANTONIO ISD	JEFFERSON H S	97.1112	81.4873	15.6239	11.0007
SAN ANTONIO ISD	JUVENILE DETENT CTR	11.0110	8.1187	2.8923	1.0017
SAN ANTONIO ISD	LAMAR EL	21.5002	21.5002	0.0000	0.0000
SAN ANTONIO ISD	LANIER H S	88.2160	76.0194	12.1966	3.7431
SAN ANTONIO ISD	LONGFELLOW MIDDLE	40.9165	37.3230	3.5935	1.0000
SAN ANTONIO ISD	LOWELL MIDDLE	25.2534	20.8566	4.3968	1.8044
SAN ANTONIO ISD	MADISON EL	35.0004	34.1669	0.8335	0.0000
SAN ANTONIO ISD	MANN MIDDLE	30.7484	28.5484	2.2000	1.8000
SAN ANTONIO ISD	MARGIL EL	22.5002	22.0002	0.5000	0.5000
SAN ANTONIO ISD	MAVERICK EL	35.0004	31.8576	3.1428	2.0000
SAN ANTONIO ISD	MURIEL FORBES EL	24.0002	23.1667	0.8335	0.0000
SAN ANTONIO ISD	NAVARRO ACADEMY	20.6778	13.3293	7.3485	1.8211
SAN ANTONIO ISD	NEAL EL	34.0004	31.1669	2.8335	0.0000
SAN ANTONIO ISD	NELSON EL	21.3339	20.3339	1.0000	0.0000
SAN ANTONIO ISD	OGDEN EL	37.0004	35.0004	2.0000	2.0000
SAN ANTONIO ISD	P F STEWART EL	33.9999	33.9999	0.0000	0.0000
SAN ANTONIO ISD	PAGE MIDDLE	26.2502	22.6728	3.5774	1.3894
SAN ANTONIO ISD	PERSHING EL	21.4547	21.4547	0.0000	0.0000
SAN ANTONIO ISD	PFEIFFER EL	24.3452	19.7786	4.5666	1.0000
SAN ANTONIO ISD	PICKETT CENTER	3.2609	2.9580	0.3029	0.0000
SAN ANTONIO ISD	POE MIDDLE	37.0006	27.3506	9.6500	4.6000
SAN ANTONIO ISD	RHODES MIDDLE	35.5783	28.2447	7.3336	4.0002
SAN ANTONIO ISD	RIVERSIDE PARK EL	33.0002	31.0002	2.0000	1.0000
SAN ANTONIO ISD	ROBERT B GREEN EL	20.5002	19.5002	1.0000	1.0000
SAN ANTONIO ISD	RODRIGUEZ EL	23.4545	20.4545	3.0000	1.0000
SAN ANTONIO ISD	ROGERS EL	45.0005	40.1670	4.8335	3.0000
SAN ANTONIO ISD	ROGERS MIDDLE	36.0882	33.2148	2.8734	0.0000
SAN ANTONIO ISD	ROY MAAS YOUTH ALTERNATIVES	1.0000	1.0000	0.0000	0.0000
SAN ANTONIO ISD	SANTA ROSA	1.0000	1.0000	0.0000	0.0000
SAN ANTONIO ISD	SARAH S KING EL	31.0000	29.0000	2.0000	0.0000
SAN ANTONIO ISD	SCHENCK EL	37.0004	36.0004	1.0000	1.0000
SAN ANTONIO ISD	SIEDEL LEARNING CENTER	4.0000	2.4166	1.5834	0.0000
SAN ANTONIO ISD	SMITH EL	36.0000	35.0000	1.0000	1.0000
SAN ANTONIO ISD	ST GREGORY THE GREAT SCHOOL	2.0000	1.0000	1.0000	0.0000
SAN ANTONIO ISD	STEELE EL	25.5003	21.5003	4.0000	3.0000
SAN ANTONIO ISD	STEPHEN F AUSTIN EL	18.7499	15.2833	3.4666	1.0000
SAN ANTONIO ISD	STORM EL	33.0000	30.0000	3.0000	2.0000
SAN ANTONIO ISD	TAFOLLA MIDDLE	38.2354	32.9879	5.2475	1.8000
SAN ANTONIO ISD	TWAIN MIDDLE	34.3631	27.1945	7.1686	1.7784
SAN ANTONIO ISD	TYNAN EL	17.5002	15.5002	2.0000	0.0000
SAN ANTONIO ISD	W J KNOX EL	18.5002	18.0002	0.5000	0.0000
SAN ANTONIO ISD	W W WHITE EL	33.0006	28.0006	5.0000	5.0000
SAN ANTONIO ISD	WASHINGTON EL	31.0000	29.0000	2.0000	1.0000
SAN ANTONIO ISD	WHEATLEY MIDDLE	22.7410	13.9936	8.7474	3.8001
SAN ANTONIO ISD	WHITTIER MIDDLE	38.6363	34.2858	4.3505	2.0005
SAN ANTONIO ISD	WILSON EL	33.0007	30.8340	2.1667	1.0000
SAN ANTONIO ISD	WM B TRAVIS EL	20.0002	18.5002	1.5000	1.0000
SAN ANTONIO ISD	WOODLAWN EL	35.0000	34.0000	1.0000	1.0000
SAN ANTONIO ISD	WOODLAWN HILLS EL	24.5000	23.5000	1.0000	1.0000
SAN ANTONIO PREPARATORY ACADEMY	SAN ANTONIO PREPARATORY ACADEMY	11.5541	0.6011	10.9530	10.9530
SAN ANTONIO SCHOOL FOR INQUIRY & C	SAN ANTONIO SCHOOL FOR INQUIRY & C	14.9338	2.1166	12.8172	11.0004

District Name	Campus Name	Total FTE	In Field	Out of Field	No Certification
SAN ANTONIO TECHNOLOGY ACADEMY	SAN ANTONIO TECHNOLOGY ACADEMY	8.0005	1.0004	7.0001	4.9159
SAN AUGUSTINE ISD	ACCELERATED LRN CTR	0.9990	0.0000	0.9990	0.0000
SAN AUGUSTINE ISD	SAN AUGUSTINE EL	28.2447	25.8538	2.3909	0.8909
SAN AUGUSTINE ISD	SAN AUGUSTINE H S	24.7308	18.5851	6.1457	3.0754
SAN AUGUSTINE ISD	SAN AUGUSTINE INT	20.4374	17.2062	3.2312	0.8305
SAN BENITO CONS ISD	AMADOR R RODRIGUEZ JUVENILE BOOT	1.7429	0.1702	1.5727	0.0000
SAN BENITO CONS ISD	BERTA CABAZA MIDDLE	61.4034	55.1661	6.2373	2.0178
SAN BENITO CONS ISD	CASH EL	28.1077	24.9956	3.1121	2.0000
SAN BENITO CONS ISD	DOWNS EL	27.9567	27.9567	0.0000	0.0000
SAN BENITO CONS ISD	FRED BOOTH	36.1708	33.1708	3.0000	0.0000
SAN BENITO CONS ISD	HESTER JUVENILE DETENT	4.8003	1.0003	3.8000	0.0000
SAN BENITO CONS ISD	LA ENCANTADA EL	24.5823	22.0704	2.5119	2.0000
SAN BENITO CONS ISD	LA PALOMA EL	32.1176	25.6243	6.4933	5.0000
SAN BENITO CONS ISD	LANDRUM EL	23.9306	18.9306	5.0000	3.0000
SAN BENITO CONS ISD	MILLER JORDAN MIDDLE	77.4752	64.3327	13.1425	8.7582
SAN BENITO CONS ISD	NINTH GRADE CAMPUS	43.3162	38.3337	4.9825	4.0004
SAN BENITO CONS ISD	POSITIVE REDIRECTION CTR	5.3525	3.4425	1.9100	0.0000
SAN BENITO CONS ISD	RANGERVILLE EL	28.7890	27.7890	1.0000	1.0000
SAN BENITO CONS ISD	RAUL GARZA JR EL	35.4884	28.9162	6.5722	6.4889
SAN BENITO CONS ISD	ROBERTS EL	21.2661	17.3731	3.8930	2.8930
SAN BENITO CONS ISD	SAN BENITO H S	118.3889	97.9059	20.4830	12.7481
SAN BENITO CONS ISD	SULLIVAN EL	24.4598	22.8283	1.6315	1.4595
SAN DIEGO ISD	ANNA NORMAN COLLINS PRIMARY	23.0003	19.0003	4.0000	1.0000
SAN DIEGO ISD	ARCHIE PARR ELEMENTARY	20.8416	17.8416	3.0000	3.0000
SAN DIEGO ISD	BERNARDA JAIME J H	25.7854	15.3682	10.4172	4.0000
SAN DIEGO ISD	SAN DIEGO H S	30.6808	21.2829	9.3979	3.6520
SAN ELIZARIO ISD	ALARCON ELEMENTARY	31.9417	28.9957	2.9460	0.9999
SAN ELIZARIO ISD	ALFONSO BORREGO SR ELEMENTARY	28.4347	26.5442	1.8905	0.4333
SAN ELIZARIO ISD	DISTRICT ADMINISTRATION	1.0000	1.0000	0.0000	0.0000
SAN ELIZARIO ISD	EXCELL ACADEMY	5.4701	3.5880	1.8821	1.5487
SAN ELIZARIO ISD	JOSEFA L SAMBRANO EL	30.5676	28.0008	2.5668	2.5668
SAN ELIZARIO ISD	LORENZO LOYA PRI	32.0000	26.0000	6.0000	3.0000
SAN ELIZARIO ISD	SAN ELIZARIO H S	63.6616	50.8358	12.8258	9.6623
SAN ELIZARIO ISD	SAN ELIZARIO MIDDLE	50.4532	32.9220	17.5312	12.9980
SAN FELIPE-DEL RIO CONS ISD	BUENA VISTA EL	46.3667	40.3146	6.0521	3.0000
SAN FELIPE-DEL RIO CONS ISD	CHAVIRA EL	37.6803	33.6425	4.0378	2.8408
SAN FELIPE-DEL RIO CONS ISD	DEL RIO 9TH GRADE	36.2600	26.7572	9.5028	4.8390
SAN FELIPE-DEL RIO CONS ISD	DEL RIO H S	100.3893	85.1421	15.2472	7.9993
SAN FELIPE-DEL RIO CONS ISD	DR LONNIE GREEN	47.8349	40.5567	7.2782	4.6736
SAN FELIPE-DEL RIO CONS ISD	EAST SIDE EL	34.3357	30.6699	3.6658	2.0000
SAN FELIPE-DEL RIO CONS ISD	FERMIN CALDERON EL	45.0491	43.9094	1.1397	0.8396
SAN FELIPE-DEL RIO CONS ISD	GARFIELD EL	48.3457	42.6690	5.6767	2.0000
SAN FELIPE-DEL RIO CONS ISD	IRENE CARDWELL	24.3699	18.5303	5.8396	3.8396
SAN FELIPE-DEL RIO CONS ISD	LAMAR EL	33.1073	31.5187	1.5886	0.0000
SAN FELIPE-DEL RIO CONS ISD	MARION RUSSELL MIDDLE	41.1869	40.3765	0.8104	0.0000
SAN FELIPE-DEL RIO CONS ISD	NEW JR HIGH	81.1131	54.8550	26.2581	6.0007

District Name	Campus Name	Total FTE	In Field	Out of Field	No Certification
SAN FELIPE-DEL RIO CONS ISD	NORTH HEIGHTS EL	29.7256	27.6854	2.0402	0.0000
SAN ISIDRO ISD	SAN ISIDRO EL	13.6487	11.8153	1.8334	0.0833
SAN ISIDRO ISD	SAN ISIDRO H S	9.5470	6.7134	2.8336	1.9169
SAN MARCOS CONS ISD	BONHAM PK	19.6351	15.1338	4.5013	0.0000
SAN MARCOS CONS ISD	BOWIE EL	43.4220	36.9199	6.5021	2.0000
SAN MARCOS CONS ISD	CROCKETT EL	46.6813	39.4942	7.1871	2.0001
SAN MARCOS CONS ISD	DEZAVALA EL	45.0020	40.4147	4.5873	0.0000
SAN MARCOS CONS ISD	DISTRICT ADMINISTRATION	1.0000	1.0000	0.0000	0.0000
SAN MARCOS CONS ISD	GOODNIGHT J H	39.5385	28.3915	11.1470	1.0000
SAN MARCOS CONS ISD	HERNANDEZ INT	65.9374	59.9826	5.9548	4.9548
SAN MARCOS CONS ISD	MILLER J H	36.3754	22.6901	13.6853	6.5401
SAN MARCOS CONS ISD	PRIDE HIGH SCHOOL	5.0002	3.9610	1.0392	0.0000
SAN MARCOS CONS ISD	SAN MARCOS H S	106.1084	91.5843	14.5241	7.2496
SAN MARCOS CONS ISD	TRAVIS EL	48.5007	46.2148	2.2859	0.0000
SAN MARCOS PREPARATORY SCHOOL	SAN MARCOS PREPARATORY SCHOOL	3.5511	0.7598	2.7913	2.6901
SAN PERLITA ISD	SAN PERLITA EL	9.2842	7.3931	1.8911	1.8911
SAN PERLITA ISD	SAN PERLITA H S	7.6456	2.8960	4.7496	3.6262
SAN PERLITA ISD	SAN PERLITA MIDDLE	5.2398	2.3419	2.8979	0.1369
SAN SABA ISD	SAN SABA EL	24.3033	19.7033	4.6000	1.0000
SAN SABA ISD	SAN SABA H S	21.3583	17.6924	3.6659	1.7002
SAN SABA ISD	SAN SABA MIDDLE SCHOOL	20.0260	14.0918	5.9342	0.9999
SAN VICENTE ISD	SAN VICENTE EL	3.9995	3.7698	0.2297	0.0000
SANDS CISD	SANDS CISD	19.6931	15.5677	4.1254	0.9555
SANFORD ISD	C H A M P S	10.7680	9.0745	1.6935	0.0000
SANFORD ISD	SANFORD-FRITCH EL	27.4378	24.7789	2.6589	2.0002
SANFORD ISD	SANFORD-FRITCH H S	20.3531	15.1190	5.2341	1.4002
SANFORD ISD	SANFORD-FRITCH J H	15.7843	12.3336	3.4507	0.6000
SANGER ISD	CHISHOLM TRAIL EL	31.0000	28.0000	3.0000	2.0000
SANGER ISD	CLEAR CREEK INT	32.6764	29.6765	2.9999	2.9999
SANGER ISD	LINDA TUTT LEARNING CENTER	9.8884	4.3845	5.5039	1.0000
SANGER ISD	SANGER H S	37.0865	30.2683	6.8182	2.4706
SANGER ISD	SANGER MIDDLE	23.3595	16.2661	7.0934	2.8444
SANGER ISD	SHARED SERVICE ARRANGEMENTS	6.0000	5.0000	1.0000	0.0000
SANGER ISD	TENDERFOOT PRIMARY	13.9466	12.0000	1.9466	1.9466
SANTA ANNA ISD	SANTA ANNA EL	7.5378	6.6045	0.9333	0.0000
SANTA ANNA ISD	SANTA ANNA H S	12.1564	9.7722	2.3842	0.0000
SANTA FE ISD	ROY J WOLLAM EL	45.9999	45.4999	0.5000	0.0000
SANTA FE ISD	SANTA FE ELEMENTARY NORTH	39.6590	32.3932	7.2658	7.0000
SANTA FE ISD	SANTA FE ELEMENTARY SOUTH	21.5205	20.5205	1.0000	1.0000
SANTA FE ISD	SANTA FE H S	74.4728	58.8810	15.5918	11.8687
SANTA FE ISD	SANTA FE INT	37.6785	27.3897	10.2888	8.9997
SANTA FE ISD	SANTA FE J H	46.5806	29.4498	17.1308	8.0001
SANTA GERTRUDIS ISD	ACADEMY H S	18.8906	13.4561	5.4345	0.8142
SANTA GERTRUDIS ISD	SANTA GERTRUDIS EL	13.5000	11.8246	1.6754	0.7549
SANTA MARIA ISD	SANTA MARIA ALTERNATIVE	0.0222	0.0000	0.0222	0.0000
SANTA MARIA ISD	SANTA MARIA H S	17.6235	11.5749	6.0486	2.5990
SANTA MARIA ISD	SANTA MARIA MIDDLE	15.0788	9.4059	5.6729	4.6158
SANTA MARIA ISD	TONY GONZALEZ EL	19.6319	12.5875	7.0444	2.0000
SANTA ROSA ISD	ELMA E BARRERA ELEMENTARY	35.4736	31.1307	4.3429	2.0000
SANTA ROSA ISD	SANTA ROSA H S	25.8188	21.3912	4.4276	2.3021
SANTA ROSA ISD	SANTA ROSA MIDDLE	19.2329	14.2082	5.0247	0.0000
SANTO ISD	SANTO ELEMENTARY	14.2597	14.2597	0.0000	0.0000
SANTO ISD	SANTO HIGH SCHOOL	20.4755	16.4390	4.0365	2.1069

District Name	Campus Name	Total FTE	In Field	Out of Field	No Certification
SAVOY ISD	SAVOY EL	15.1785	15.1071	0.0714	0.0000
SAVOY ISD	SAVOY H S	11.6264	6.6671	4.9593	2.9999
SCHERTZ-CIBOLO-U CITY ISD	ALLISON STEELE ENHANCED LEARNING	6.0003	3.9169	2.0834	0.9999
SCHERTZ-CIBOLO-U CITY ISD	BARBARA JORDAN INT	38.7075	36.7075	2.0000	2.0000
SCHERTZ-CIBOLO-U CITY ISD	DISTRICT ADMINISTRATION	4.0000	4.0000	0.0000	0.0000
SCHERTZ-CIBOLO-U CITY ISD	DOBIE J H	38.1151	31.4861	6.6290	1.0000
SCHERTZ-CIBOLO-U CITY ISD	LAURA INGALLS WILDER INT	38.5141	37.5141	1.0000	0.0000
SCHERTZ-CIBOLO-U CITY ISD	RAY D CORBETT J H	35.0614	31.6391	3.4223	0.9999
SCHERTZ-CIBOLO-U CITY ISD	ROSE GARDEN EL	27.2945	26.2945	1.0000	1.0000
SCHERTZ-CIBOLO-U CITY ISD	SAMUEL CLEMENS H S	89.6416	78.5145	11.1271	6.2637
SCHERTZ-CIBOLO-U CITY ISD	SCHERTZ EL	33.9947	29.9947	4.0000	1.0000
SCHERTZ-CIBOLO-U CITY ISD	WATTS EL	38.1423	35.1530	2.9893	2.9893
SCHERTZ-CIBOLO-U CITY ISD	WIEDERSTEIN EL	26.4332	26.2526	0.1806	0.0000
SCHLEICHER ISD	ELDORADO EL	19.4796	18.4021	1.0775	1.0000
SCHLEICHER ISD	ELDORADO H S	16.7985	10.6260	6.1725	3.1917
SCHLEICHER ISD	ELDORADO MIDDLE	12.3211	10.6473	1.6738	0.5216
SCHLEICHER ISD	SHARED SERVICE ARRANGEMENTS	0.0429	0.0429	0.0000	0.0000
SCHOOL OF EXCELLENCE IN EDUCATION	ALPHA II	17.0532	4.3942	12.6590	12.1787
SCHOOL OF EXCELLENCE IN EDUCATION	SCHOOL OF EXCELLENCE IN EDUCATION	50.5478	5.9804	44.5674	43.2261
SCHOOL OF LIBERAL ARTS AND SCIENCE	SCHOOL OF LIBERAL ARTS AND SCIENCE	44.7554	13.2700	31.4854	29.7549
SCHULENBURG ISD	SCHULENBURG EL	22.8085	21.5585	1.2500	1.0000
SCHULENBURG ISD	SCHULENBURG H S	25.2485	22.6086	2.6399	1.0002
SCURRY-ROSSER ISD	SCURRY-ROSSER EL	21.1637	18.7714	2.3923	1.9893
SCURRY-ROSSER ISD	SCURRY-ROSSER H S	14.9084	13.3346	1.5738	0.0000
SCURRY-ROSSER ISD	SCURRY-ROSSER MIDDLE	17.9133	12.3454	5.5679	3.8244
SEAGRAVES ISD	SEAGRAVES EL	23.1405	22.0898	1.0507	0.0000
SEAGRAVES ISD	SEAGRAVES H S	17.5641	12.5135	5.0506	1.5001
SEAGRAVES ISD	SEAGRAVES J H	14.0333	9.6325	4.4008	0.5000
SEALY ISD	SEALY H S	54.1620	45.2470	8.9150	3.0009
SEALY ISD	SEALY J H	42.4133	32.8661	9.5472	3.9999
SEALY ISD	SELMAN EL	46.5287	42.0165	4.5122	1.0000
SEALY ISD	SELMAN INT	30.8815	30.7061	0.1754	0.0000
SEASHORE LEARNING CTR CHARTER	SEASHORE LEARNING CTR	15.3740	10.3743	4.9997	4.9997
SEGUIN ISD	BALL ELEMENTARY	22.2421	20.1765	2.0656	1.0000
SEGUIN ISD	BRIESEMEISTER MIDDLE	27.6522	21.0989	6.5533	0.3088
SEGUIN ISD	CARE DISCIPLINE ALTERNATIVE SCHOOL	1.4940	0.4429	1.0511	0.0000
SEGUIN ISD	ERSKINE ELEMENTARY	27.9892	26.9952	0.9940	0.1300
SEGUIN ISD	EVEN START	1.0000	0.0000	1.0000	0.0000
SEGUIN ISD	JEFFERSON AVE ELEMENTARY	23.8164	23.7150	0.1014	0.0000
SEGUIN ISD	JUAN SEGUIN PRE-KINDERGARTEN	11.9281	9.4281	2.5000	1.7500
SEGUIN ISD	KOENNECKE ELEMENTARY	26.5599	25.3841	1.1758	0.7546
SEGUIN ISD	LIZZIE M BURGES ALTERNATIVE SCHOOL	6.9652	4.4751	2.4901	2.2510
SEGUIN ISD	MCQUEENEY ELEMENTARY	27.7554	23.9593	3.7961	3.6622

District Name	Campus Name	Total FTE	In Field	Out of Field	No Certification
SEGUIN ISD	MERCER & BLUMBERG LRN CTR	9.5164	8.4555	1.0609	1.0609
SEGUIN ISD	PATLAN ELEMENTARY	31.2208	27.4152	3.8056	1.8596
SEGUIN ISD	SAEGERT MIDDLE	29.7694	18.2314	11.5380	6.8776
SEGUIN ISD	SEGUIN HIGH SCHOOL	86.2639	67.8995	18.3644	10.3665
SEGUIN ISD	VOGEL ELEMENTARY	23.7569	19.6804	4.0765	3.0613
SEGUIN ISD	WEINERT ELEMENTARY	26.3536	26.3536	0.0000	0.0000
SEMINOLE ISD	DISTRICT ADMINISTRATION	0.3684	0.3684	0.0000	0.0000
SEMINOLE ISD	SEMINOLE EL	22.1647	22.1647	0.0000	0.0000
SEMINOLE ISD	SEMINOLE H S	36.5915	35.5192	1.0723	0.3571
SEMINOLE ISD	SEMINOLE J H	30.3985	25.4209	4.9776	0.9203
SEMINOLE ISD	SEMINOLE PRI	25.6465	25.6465	0.0000	0.0000
SEMINOLE ISD	SEMINOLE SUCCESS CTR	4.0067	3.1209	0.8858	0.8858
SEMINOLE ISD	YOUNG EL	36.0285	34.3619	1.6666	1.0000
SER-NINOS CHARTER SCHOOL	SER-NINOS CHARTER EL	37.2494	16.7500	20.4994	14.9994
SEYMOUR ISD	SEYMOUR EL	15.8515	15.8515	0.0000	0.0000
SEYMOUR ISD	SEYMOUR H S	19.4552	15.6315	3.8237	0.4306
SEYMOUR ISD	SEYMOUR MIDDLE SCHOOL	13.0837	10.4687	2.6150	0.0000
SHALLOWATER ISD	SHALLOWATER EL	25.6296	24.1852	1.4444	0.0000
SHALLOWATER ISD	SHALLOWATER H S	32.2965	25.6698	6.6267	0.8278
SHALLOWATER ISD	SHALLOWATER INT	20.0126	19.0126	1.0000	0.0000
SHALLOWATER ISD	SHALLOWATER MIDDLE	22.5464	17.8763	4.6701	0.6006
SHALLOWATER ISD	SHARED SERVICE ARRANGEMENTS	1.0000	1.0000	0.0000	0.0000
SHAMROCK ISD	SHAMROCK EL	11.7579	11.1040	0.6539	0.0000
SHAMROCK ISD	SHAMROCK H S	13.7805	9.7543	4.0262	2.7192
SHAMROCK ISD	SHAMROCK MIDDLE	8.2094	6.0357	2.1737	1.1773
SHAMROCK ISD	SHARED SERVICE ARRANGEMENTS	0.2331	0.2331	0.0000	0.0000
SHARYLAND ISD	B L GRAY JUNIOR HIGH	36.5377	28.2842	8.2535	2.0004
SHARYLAND ISD	JESSIE L JENSEN ELEMENTARY SCHOOL	39.3959	31.5822	7.8137	3.4783
SHARYLAND ISD	JOHN H SHARY ELEMENTARY SCHOOL	41.5975	31.2239	10.3736	4.4539
SHARYLAND ISD	OLIVERO GARZA SR ELEMENTARY SCHOOL	46.9847	38.7359	8.2488	5.2489
SHARYLAND ISD	ROMULO D MARTINEZ ELEMENTARY SCHOOL	37.1737	31.2726	5.9011	4.3165
SHARYLAND ISD	RUBEN HINOJOSA ELEMENTARY	43.0731	35.3659	7.7072	3.9789
SHARYLAND ISD	SHARYLAND ALTERNATIVE EDUCATION	0.4396	0.1570	0.2826	0.0000
SHARYLAND ISD	SHARYLAND H S	112.1248	92.8328	19.2920	8.2839
SHEKINAH RADIANCE ACADEMY	SHEKINAH HOPE	5.0000	0.0000	5.0000	5.0000
SHEKINAH RADIANCE ACADEMY	SHEKINAH RADIANCE ACADEMY	5.9037	1.9037	4.0000	4.0000
SHEKINAH RADIANCE ACADEMY	SHEKINAH WALZEM	20.3717	5.9180	14.4537	13.5150
SHELBYVILLE ISD	SHELBYVILLE SCHOOL	56.4117	46.1832	10.2285	6.5193
SHELDON ISD	C E KING H S	82.3306	55.8459	26.4847	18.9974
SHELDON ISD	C E KING MIDDLE	46.2836	24.4336	21.8500	15.7063
SHELDON ISD	L E MONAHAN EL	34.3731	25.4793	8.8938	7.5827
SHELDON ISD	ROYALWOOD EL	44.0017	30.4112	13.5905	10.0004
SHELDON ISD	SHELDON INT	45.7378	31.1762	14.5616	11.9999
SHELDON ISD	STEPHANIE CRAVENS EARLY CHILDHOOD	28.6257	19.0000	9.6257	6.6257
SHEPHERD ISD	SHEPHERD H S	37.9323	27.1168	10.8155	4.8990
SHEPHERD ISD	SHEPHERD INT	31.1716	27.1717	3.9999	3.9999
SHEPHERD ISD	SHEPHERD MIDDLE	28.8490	22.6325	6.2165	4.0098
SHEPHERD ISD	SHEPHERD PRIMARY	28.8284	25.6537	3.1747	3.0000
SHERMAN ISD	CRUTCHFIELD ELEMENTARY	38.8494	33.8452	5.0042	4.8181

District Name	Campus Name	Total FTE	In Field	Out of Field	No Certification
SHERMAN ISD	DILLINGHAM INTERMEDIATE SCHOOL	45.6840	41.5231	4.1609	2.8923
SHERMAN ISD	DISTRICT ADMINISTRATION	2.5000	2.5000	0.0000	0.0000
SHERMAN ISD	DOUGLASS LEARNING CTR	6.5774	3.6041	2.9733	0.9733
SHERMAN ISD	FAIRVIEW ELEMENTARY	37.6152	37.4610	0.1542	0.0000
SHERMAN ISD	FRED DOUGLASS SCHOOL	5.3721	4.3721	1.0000	0.0000
SHERMAN ISD	JEFFERSON ELEMENTARY	29.2245	28.6585	0.5660	0.0000
SHERMAN ISD	PERRIN ELEMENTARY	22.7122	22.1811	0.5311	0.0000
SHERMAN ISD	PINER MIDDLE SCHOOL	61.8278	46.5320	15.2958	5.8403
SHERMAN ISD	SHERMAN HIGH SCHOOL	89.1882	73.2501	15.9381	5.3960
SHERMAN ISD	WAKEFIELD ELEMENTARY	40.1857	39.1003	1.0854	0.0000
SHERMAN ISD	WASHINGTON ELEMENTARY	37.9802	32.6348	5.3454	3.9358
SHINER ISD	SHINER EL	19.4782	19.4782	0.0000	0.0000
SHINER ISD	SHINER H S	21.2882	12.5571	8.7311	2.0002
SIDNEY ISD	SIDNEY SCHOOL	12.1911	10.4071	1.7840	0.9997
SIERRA BLANCA ISD	SIERRA BLANCA SCHOOL	12.8776	8.0771	4.8005	0.0000
SILSBEE ISD	JOHN H KIRBY EL	32.0000	32.0000	0.0000	0.0000
SILSBEE ISD	LAURA REEVES EL	28.3132	27.3133	0.9999	0.9999
SILSBEE ISD	READ-TURRENTINE EL	32.4439	31.5645	0.8794	0.0000
SILSBEE ISD	SILSBEE H S	60.2651	52.6265	7.6386	3.5192
SILSBEE ISD	SILSBEE MIDDLE	45.4616	31.9922	13.4694	5.6696
SILVERTON ISD	SILVERTON SCHOOL	18.8936	13.5123	5.3813	2.9878
SIMMS ISD	JAMES BOWIE EL	20.7254	20.4696	0.2558	0.0000
SIMMS ISD	JAMES BOWIE H S	13.2255	6.9405	6.2850	4.1715
SINTON ISD	DISTRICT ADMINISTRATION	4.0000	4.0000	0.0000	0.0000
SINTON ISD	E MERLE SMITH J H	22.6914	16.6904	6.0010	4.0008
SINTON ISD	LAMAR INTERMEDIATE	16.7631	16.7631	0.0000	0.0000
SINTON ISD	O-S-T CLUSTER SCHOOL	29.0869	28.0869	1.0000	1.0000
SINTON ISD	SHARED SERVICE ARRANGEMENTS	2.0000	1.0000	1.0000	1.0000
SINTON ISD	SINTON H S	42.1679	35.0762	7.0917	2.0001
SINTON ISD	WELDER EL	24.0733	24.0733	0.0000	0.0000
SIVELLS BEND ISD	SHARED SERVICE ARRANGEMENTS	0.3014	0.1507	0.1507	0.0000
SIVELLS BEND ISD	SIVELLS BEND EL	6.7246	5.6927	1.0319	0.0000
SKIDMORE-TYNAN ISD	SKIDMORE-TYNAN EL	11.0951	11.0951	0.0000	0.0000
SKIDMORE-TYNAN ISD	SKIDMORE-TYNAN H S	19.6546	12.7815	6.8731	2.7503
SKIDMORE-TYNAN ISD	SKIDMORE-TYNAN J H	9.0467	3.6291	5.4176	3.2494
SLATON ISD	AUSTIN EL	13.8409	13.8409	0.0000	0.0000
SLATON ISD	SHARED SERVICE ARRANGEMENTS	1.6818	1.6818	0.0000	0.0000
SLATON ISD	SLATON H S	32.7864	28.1881	4.5983	1.0000
SLATON ISD	SLATON J H	20.8736	18.0436	2.8300	0.0000
SLATON ISD	WEST WARD EL	34.9412	33.9412	1.0000	1.0000
SLIDELL ISD	SLIDELL EL	11.5817	10.1169	1.4648	1.2195
SLIDELL ISD	SLIDELL SCHOOL	11.4624	8.7187	2.7437	0.9165
SLOCUM ISD	SLOCUM EL	19.0090	18.8490	0.1600	0.1600
SLOCUM ISD	SLOCUM H S	15.1416	13.0479	2.0937	0.8400
SMITHVILLE ISD	BROWN PRI	29.0003	28.0001	1.0002	0.0000
SMITHVILLE ISD	SMITHVILLE EL	22.5129	21.7629	0.7500	0.5000
SMITHVILLE ISD	SMITHVILLE H S	31.5648	28.6089	2.9559	0.0000
SMITHVILLE ISD	SMITHVILLE J H	25.1230	22.2836	2.8394	0.6666
SMYER ISD	SMYER EL	16.5852	15.6927	0.8925	0.8925
SMYER ISD	SMYER H S	13.8243	9.8379	3.9864	1.0064
SNOOK ISD	SNOOK ELEMENTARY	26.1529	23.4069	2.7460	1.0000
SNOOK ISD	SNOOK SECONDARY	20.2997	16.9227	3.3770	0.2567
SNYDER ISD	EAST EL	25.2000	24.2000	1.0000	1.0000
SNYDER ISD	NORTHEAST EL	18.2998	17.9665	0.3333	0.0000

District Name	Campus Name	Total FTE	In Field	Out of Field	No Certification
SNYDER ISD	SNYDER H S	52.9118	49.3716	3.5402	1.6606
SNYDER ISD	SNYDER J H	39.5958	33.5507	6.0451	0.9999
SNYDER ISD	STANFIELD EL	19.1915	18.5610	0.6305	0.0000
SNYDER ISD	WEST EL	22.7000	20.7000	2.0000	0.0000
SOCORRO ISD	AMERICAS H S	154.1560	122.4535	31.7025	15.0554
SOCORRO ISD	BENITO MARTINEZ EL	44.2291	39.0251	5.2040	4.9786
SOCORRO ISD	BILL SYBERT SCHOOL	60.3518	45.2192	15.1326	10.6972
SOCORRO ISD	CAMPESTRE EL	39.8077	37.3077	2.5000	2.0000
SOCORRO ISD	CAPT WALTER E CLARKE MIDDLE	45.6918	29.3541	16.3377	2.6157
SOCORRO ISD	COL JOHN O ENSOR MIDDLE	37.2944	33.1418	4.1526	1.5624
SOCORRO ISD	DESERT WIND ELEMENTARY	38.3007	31.6746	6.6261	5.3835
SOCORRO ISD	DISTRICT ADMINISTRATION	25.0000	19.0000	6.0000	1.0000
SOCORRO ISD	EL DORADO HIGH SCHOOL	91.3540	58.6275	32.7265	22.5684
SOCORRO ISD	ELFIDA CHAVEZ EL	55.6957	50.6526	5.0431	4.8343
SOCORRO ISD	ERNESTO SERNA SCHOOL	40.0978	26.8533	13.2445	3.6702
SOCORRO ISD	ESCONTRIAS EARLY CHILD CTR	22.9283	21.3135	1.6148	0.2406
SOCORRO ISD	ESCONTRIAS EL	32.4118	29.4118	3.0000	3.0000
SOCORRO ISD	H D HILLEY EL	37.6417	30.5306	7.1111	5.0000
SOCORRO ISD	HELEN BALL EL	49.4677	48.2888	1.1789	0.0000
SOCORRO ISD	HORIZON HEIGHTS EL	46.2877	41.0006	5.2871	4.0000
SOCORRO ISD	HUECO EL	30.3690	25.7351	4.6339	4.4812
SOCORRO ISD	JANE A HAMBRIC SCHOOL	73.4680	64.6320	8.8360	6.4528
SOCORRO ISD	KEYS ACAD	18.4264	8.7072	9.7192	4.0000
SOCORRO ISD	KEYS ELEMENTARY	1.9999	0.0000	1.9999	1.9999
SOCORRO ISD	LOMA VERDE	50.3489	44.3489	6.0000	3.0000
SOCORRO ISD	LUJAN-CHAVEZ ELEMENTARY SCHOOL	51.2673	49.7673	1.5000	1.0000
SOCORRO ISD	MONTWOOD H S	139.6411	106.8856	32.7555	17.1432
SOCORRO ISD	MONTWOOD MIDDLE	60.6553	54.6076	6.0477	6.0477
SOCORRO ISD	MYRTLE COOPER EL	42.2030	40.2030	2.0000	0.0000
SOCORRO ISD	NEW ELEMENTARY #1	29.7897	23.8816	5.9081	2.7041
SOCORRO ISD	NEW ELEMENTARY #2	46.7543	40.7545	5.9998	2.6841
SOCORRO ISD	O'SHEA KELEHER EL	42.4979	39.2339	3.2640	1.0000
SOCORRO ISD	PASO DEL NORTE SCHOOL	70.6469	55.5703	15.0766	10.4658
SOCORRO ISD	ROBERT R ROJAS EL	28.9056	26.9056	2.0000	0.0000
SOCORRO ISD	SALVADOR SANCHEZ MIDDLE	41.8767	29.2758	12.6009	5.0105
SOCORRO ISD	SIERRA VISTA EL	48.2939	44.2939	4.0000	3.0000
SOCORRO ISD	SOCORRO H S	153.2802	118.4140	34.8662	15.1247
SOCORRO ISD	SOCORRO MIDDLE	43.1460	31.8156	11.3304	4.5394
SOCORRO ISD	SUN RIDGE MIDDLE SCHOOL	42.1449	30.9465	11.1984	7.6176
SOCORRO ISD	VISTA DEL SOL EL	38.2561	32.1189	6.1372	5.9492
SOCORRO ISD	WILLIAM D SLIDER MIDDLE	54.5014	47.0019	7.4995	0.4998
SOMERSET ISD	SOMERSET EARLY CHILDHOOD ELEMENTARY	15.7013	14.2013	1.5000	1.5000
SOMERSET ISD	SOMERSET ELEMENTARY	41.5730	38.0730	3.5000	2.5000
SOMERSET ISD	SOMERSET HIGH SCHOOL	48.7412	44.3840	4.3572	3.6571
SOMERSET ISD	SOMERSET JUNIOR HIGH	40.8000	29.3278	11.4722	6.4484
SOMERSET ISD	SOMERSET VETERANS ELEMENTARY	44.3884	32.2013	12.1871	8.7807
SOMERVILLE ISD	SOMERVILLE EL	21.4033	17.2628	4.1405	3.9999
SOMERVILLE ISD	SOMERVILLE H S	17.4620	13.8886	3.5734	2.0005
SOMERVILLE ISD	SOMERVILLE J H	11.9870	10.1833	1.8037	0.5291
SONORA ISD	SONORA EL	30.2293	27.3171	2.9122	1.0000
SONORA ISD	SONORA H S	24.9246	17.7591	7.1655	3.5401
SONORA ISD	SONORA J H	20.9659	17.1669	3.7990	2.1408
SOUTH PLAINS ACADEMY	SOUTH PLAINS ACADEMY	8.6589	2.6587	6.0002	3.9999
SOUTH SAN ANTONIO	ABRAHAM KAZEN MIDDLE	48.3937	41.3943	6.9994	4.9996

District Name	Campus Name	Total FTE	In Field	Out of Field	No Certification
ISD					
SOUTH SAN ANTONIO ISD	ALAN B SHEPARD MIDDLE	42.0246	35.9330	6.0916	2.9997
SOUTH SAN ANTONIO ISD	ALTERNATIVE SCHOOL	4.6512	2.8626	1.7886	0.6576
SOUTH SAN ANTONIO ISD	ATHENS EL	33.0648	30.7262	2.3386	1.0290
SOUTH SAN ANTONIO ISD	DWIGHT MIDDLE	58.8742	52.7109	6.1633	1.9997
SOUTH SAN ANTONIO ISD	FIVE PALMS ELEMENTARY	27.1912	24.9605	2.2307	1.0000
SOUTH SAN ANTONIO ISD	HUTCHINS EL	32.3026	31.1359	1.1667	1.0000
SOUTH SAN ANTONIO ISD	KINDRED EL	33.0145	30.4999	2.5146	1.0146
SOUTH SAN ANTONIO ISD	MIGUEL CARRILLO JR EL	31.4377	28.4379	2.9998	2.9998
SOUTH SAN ANTONIO ISD	NEIL ARMSTRONG EL	31.3353	28.3348	3.0005	2.0003
SOUTH SAN ANTONIO ISD	PALO ALTO EL	41.2125	36.9625	4.2500	2.0000
SOUTH SAN ANTONIO ISD	PRICE EL	34.8282	27.0786	7.7496	5.0000
SOUTH SAN ANTONIO ISD	ROY BENAVIDEZ ELEMENTARY	41.8000	37.5458	4.2542	3.0000
SOUTH SAN ANTONIO ISD	ROYALGATE EL	33.4661	28.2333	5.2328	4.9998
SOUTH SAN ANTONIO ISD	SO SAN ANTONIO H S WEST	45.1153	35.6663	9.4490	7.8655
SOUTH SAN ANTONIO ISD	SOUTH SAN ANTONIO H S	96.1860	81.7103	14.4757	6.2357
SOUTH TEXAS ISD	HIGH SCHOOL FOR HEALTH PROFESSIONS	46.3405	43.4336	2.9069	0.6899
SOUTH TEXAS ISD	SO TEXAS H S-SAN BENITO	17.2526	16.3945	0.8581	0.0000
SOUTH TEXAS ISD	THE SCIENCE ACADEMY	40.2189	36.7734	3.4455	1.8355
SOUTH TEXAS ISD	THE TEACHER ACADEMY	45.4002	43.4690	1.9312	0.0000
SOUTHLAND ISD	SOUTHLAND SCHOOL	15.2540	10.4360	4.8180	3.9996
SOUTHSIDE ISD	FREEDOM ELEMENTARY	32.0006	29.7148	2.2858	2.0000
SOUTHSIDE ISD	LOSOYA INT	22.7388	18.0008	4.7380	4.0000
SOUTHSIDE ISD	SOUTHSIDE ALTER CTR	6.0470	4.7564	1.2906	0.6722
SOUTHSIDE ISD	SOUTHSIDE H S	76.8379	54.9747	21.8632	12.9678
SOUTHSIDE ISD	SOUTHSIDE HERITAGE ELEMENTARY	40.0000	39.0000	1.0000	1.0000
SOUTHSIDE ISD	SOUTHSIDE MIDDLE	70.5633	45.2798	25.2835	17.0022
SOUTHSIDE ISD	W M PEARCE PRI	32.2329	28.6306	3.6023	3.0002
SOUTHWEST HIGH SCHOOL	SOUTHWEST H S - INCENTIVES	2.9117	0.6261	2.2856	1.9121
SOUTHWEST HIGH SCHOOL	SOUTHWEST HIGH SCHOOL	19.4151	10.7948	8.6203	6.8724
SOUTHWEST ISD	BIG COUNTRY EL	32.6616	28.8616	3.8000	2.8000
SOUTHWEST ISD	BOB HOPE EL	29.0595	26.0595	3.0000	2.0000
SOUTHWEST ISD	DISTRICT ADMINISTRATION	2.0000	2.0000	0.0000	0.0000
SOUTHWEST ISD	ELM CREEK EL	35.1158	34.1158	1.0000	0.0000
SOUTHWEST ISD	FRANCIS R SCOBEE JUNIOR HIGH	45.1397	35.8290	9.3107	0.9000
SOUTHWEST ISD	HIDDEN COVE EL	36.0702	32.0702	4.0000	1.0000
SOUTHWEST ISD	INDIAN CREEK EL	54.0702	51.0702	3.0000	3.0000
SOUTHWEST ISD	KRIEWALD RD EL	26.0702	24.0702	2.0000	0.0000
SOUTHWEST ISD	RONALD E MCNAIR SIXTH GRADE SCHOOL	42.1732	39.0571	3.1161	1.8785
SOUTHWEST ISD	SHARON CHRISTA MCAULIFFE JUNIOR HI	41.0395	32.5643	8.4752	1.7700
SOUTHWEST ISD	SKY HARBOUR EL	45.0702	43.0702	2.0000	0.0000
SOUTHWEST ISD	SOUTHWEST EL	37.7158	34.7824	2.9334	1.6000
SOUTHWEST ISD	SOUTHWEST H S	134.6410	109.0997	25.5413	18.6965

District Name	Campus Name	Total FTE	In Field	Out of Field	No Certification
SOUTHWEST ISD	SUN VALLEY EL	33.0167	30.0167	3.0000	3.0000
SOUTHWEST PREPARATORY SCHOOL	NEHEMIAH ACADEMY	2.4613	0.0000	2.4613	2.4613
SOUTHWEST PREPARATORY SCHOOL	SOUTHWEST PREPARATORY SCHOOL-NORTH	9.9689	1.9828	7.9861	7.4351
SOUTHWEST PREPARATORY SCHOOL	SOUTHWEST PREPARATORY SCHOOL NORTH	11.2161	5.1837	6.0324	5.0664
SOUTHWEST PREPARATORY SCHOOL	SOUTHWEST PREPARATORY SOUTHEAST	7.4556	0.5713	6.8843	6.8843
SPADE ISD	SPADE SCHOOL	12.6491	9.1299	3.5192	2.0000
SPEARMAN ISD	GUS BIRDWELL EL	26.8861	25.8861	1.0000	0.0000
SPEARMAN ISD	SPEARMAN H S	23.9562	18.4431	5.5131	0.0000
SPEARMAN ISD	SPEARMAN J H	15.1302	12.3296	2.8006	0.0000
SPLENDORA ISD	SPLENDORA EL	38.9034	26.3363	12.5671	12.4833
SPLENDORA ISD	SPLENDORA H S	53.6489	43.0345	10.6144	5.0258
SPLENDORA ISD	SPLENDORA INT	40.2338	21.2398	18.9940	15.7940
SPLENDORA ISD	SPLENDORA MIDDLE	35.3241	21.0000	14.3241	11.0661
SPRING BRANCH ISD	BENDWOOD SCHOOL	14.8571	8.8571	6.0000	1.0000
SPRING BRANCH ISD	BUFFALO CREEK EL	43.0311	29.1637	13.8674	3.8750
SPRING BRANCH ISD	BUNKER HILL EL	39.2560	33.7369	5.5191	1.9999
SPRING BRANCH ISD	CEDAR BROOK EL	45.8833	31.9588	13.9245	2.7574
SPRING BRANCH ISD	CORNERSTONE ACADEMY	21.2778	11.2969	9.9809	4.0000
SPRING BRANCH ISD	DISTRICT ADMINISTRATION	23.5473	11.5500	11.9973	0.0000
SPRING BRANCH ISD	EDGEWOOD EL	47.5941	30.2725	17.3216	4.4879
SPRING BRANCH ISD	FROSTWOOD EL	41.4590	32.6252	8.8338	2.0000
SPRING BRANCH ISD	HAROLD D GUTHRIE CENTER FOR EXCELL	1.0000	1.0000	0.0000	0.0000
SPRING BRANCH ISD	HOLLIBROOK EL	51.7505	31.2646	20.4859	8.6388
SPRING BRANCH ISD	HOUSMAN EL	42.3593	32.5682	9.7911	1.9998
SPRING BRANCH ISD	HUNTERS CREEK EL	39.4064	33.7521	5.6543	1.0000
SPRING BRANCH ISD	LANDRUM MIDDLE	40.4118	32.9792	7.4326	0.8940
SPRING BRANCH ISD	MEADOW WOOD EL	26.1186	21.9814	4.1372	1.0000
SPRING BRANCH ISD	MEMORIAL DRIVE EL	22.7783	20.9567	1.8216	0.0000
SPRING BRANCH ISD	MEMORIAL H S	99.0976	85.4892	13.6084	6.4333
SPRING BRANCH ISD	MEMORIAL MIDDLE	48.2652	40.2398	8.0254	2.8852
SPRING BRANCH ISD	NORTHBROOK H S	104.7191	87.5849	17.1342	10.1537
SPRING BRANCH ISD	NORTHBROOK MIDDLE	39.1212	28.1370	10.9842	2.7672
SPRING BRANCH ISD	NOTTINGHAM EL	33.0354	29.6623	3.3731	1.0000
SPRING BRANCH ISD	PINE SHADOWS EL	52.1758	32.3194	19.8564	5.6751
SPRING BRANCH ISD	RIDGECREST EL	52.6817	37.7331	14.9486	3.6250
SPRING BRANCH ISD	RUMMEL CREEK EL	41.4856	33.3718	8.1138	3.5035
SPRING BRANCH ISD	SHADOW OAKS EL	58.1877	31.7652	26.4225	11.0000
SPRING BRANCH ISD	SHERWOOD EL	33.5517	22.0932	11.4585	3.8750
SPRING BRANCH ISD	SPRING BRANCH ED CTR	6.0000	1.0000	5.0000	1.0000
SPRING BRANCH ISD	SPRING BRANCH EL	41.5580	25.3379	16.2201	2.7630
SPRING BRANCH ISD	SPRING BRANCH MIDDLE	44.1917	37.4046	6.7871	0.7907
SPRING BRANCH ISD	SPRING BRANCH SCHOOL OF CHOICE	21.5162	15.7655	5.7507	3.6253
SPRING BRANCH ISD	SPRING FOREST MIDDLE	39.6002	29.1524	10.4478	4.7463
SPRING BRANCH ISD	SPRING OAKS MIDDLE	51.1694	41.4467	9.7227	2.2649
SPRING BRANCH ISD	SPRING SHADOW EL	47.3784	33.7577	13.6207	1.7776
SPRING BRANCH ISD	SPRING WOODS H S	126.7803	97.2048	29.5755	11.1352
SPRING BRANCH ISD	SPRING WOODS MIDDLE	33.6531	26.8365	6.8166	2.8785
SPRING BRANCH ISD	STRATFORD H S	94.2994	80.7015	13.5979	5.5312
SPRING BRANCH ISD	TERRACE EL	44.6206	33.5398	11.0808	2.0005

District Name	Campus Name	Total FTE	In Field	Out of Field	No Certification
SPRING BRANCH ISD	THE BEAR BLVD SCHOOL	17.0000	15.0000	2.0000	0.0000
SPRING BRANCH ISD	THE LION LANE SCHOOL	17.0000	14.0000	3.0000	0.0000
SPRING BRANCH ISD	THE PANDA PATH SCHOOL	11.9679	9.9679	2.0000	2.0000
SPRING BRANCH ISD	THE TIGER TRAIL SCHOOL	20.0000	17.0000	3.0000	2.0000
SPRING BRANCH ISD	THE WILDCAT WAY SCHOOL	19.0000	17.0000	2.0000	0.0000
SPRING BRANCH ISD	THORNWOOD EL	33.5508	29.8766	3.6742	1.3888
SPRING BRANCH ISD	TREASURE FOREST EL	39.8054	20.3026	19.5028	2.8886
SPRING BRANCH ISD	VALLEY OAKS EL	44.3221	28.7735	15.5486	4.8750
SPRING BRANCH ISD	WESTCHESTER ACADEMY FOR INTERNAT	44.5337	28.5790	15.9547	8.3164
SPRING BRANCH ISD	WESTWOOD EL	35.1083	26.6392	8.4691	0.0000
SPRING BRANCH ISD	WILCHESTER EL	30.7781	27.9662	2.8119	0.0000
SPRING BRANCH ISD	WOODVIEW EL	44.4636	24.7731	19.6905	5.5739
SPRING CREEK ISD	SPRING CREEK EL	6.5012	5.5012	1.0000	1.0000
SPRING HILL ISD	SPRING HILL H S	34.1350	31.2577	2.8773	1.0002
SPRING HILL ISD	SPRING HILL INTERMEDIATE	18.4875	18.4875	0.0000	0.0000
SPRING HILL ISD	SPRING HILL J H	16.7852	13.0661	3.7191	0.0000
SPRING HILL ISD	SPRING HILL MIDDLE	14.9069	14.9069	0.0000	0.0000
SPRING HILL ISD	SPRING HILL PRIMARY	28.0390	26.7480	1.2910	1.0000
SPRING ISD	ANDERSON EL	49.7076	44.0399	5.6677	5.4998
SPRING ISD	BAMMEL EL	45.1948	36.9738	8.2210	5.4784
SPRING ISD	BAMMEL MIDDLE SCHOOL	82.3316	61.2573	21.0743	12.9420
SPRING ISD	BENEKE EL	67.6682	57.4333	10.2349	5.5620
SPRING ISD	CLARK INTERMEDIATE SCHOOL	44.8508	35.9826	8.8682	6.5001
SPRING ISD	CLARK PRIMARY SCHOOL	57.2913	42.1151	15.1762	10.3426
SPRING ISD	DELORAS E THOMPSON EL	82.8223	62.5283	20.2940	16.6256
SPRING ISD	DUEITT MIDDLE	64.5854	48.5361	16.0493	12.0030
SPRING ISD	EDWIN M WELLS MIDDLE	72.8994	58.0540	14.8454	9.1310
SPRING ISD	HERITAGE ELEMENTARY	60.1081	49.8416	10.2665	6.8505
SPRING ISD	JOAN LINK EL	56.4584	40.3705	16.0879	15.5880
SPRING ISD	JOHN WINSHIP EL	54.7415	49.1720	5.5695	5.0000
SPRING ISD	MEYER EL	74.2076	66.1652	8.0424	6.6069
SPRING ISD	MILDRED JENKINS EL	56.0341	47.1351	8.8990	5.0001
SPRING ISD	OAK CREEK EL	62.8258	54.6591	8.1667	7.0002
SPRING ISD	PEARL M HIRSCH EL	53.2900	42.5541	10.7359	9.5007
SPRING ISD	PONDEROSA EL	51.6181	41.4264	10.1917	9.6897
SPRING ISD	SALYERS ELEMENTARY REPLACEMENT	68.3165	56.9615	11.3550	8.5000
SPRING ISD	SMITH EL	53.1224	49.9345	3.1879	1.8127
SPRING ISD	SP ED CONTRACT	6.2339	3.2334	3.0005	0.0000
SPRING ISD	SPRING H S	176.5582	142.1975	34.3607	21.6450
SPRING ISD	STELLE CLAUGHTON MIDDLE SCHOOL	84.7282	56.5921	28.1361	19.9689
SPRING ISD	TWIN CREEKS MIDDLE	92.5255	71.6422	20.8833	7.0176
SPRING ISD	WESTFIELD H S	252.6343	176.6742	75.9601	43.9785
SPRING ISD	WUNSCH SCH	16.2856	13.8517	2.4339	0.8518
SPRINGLAKE-EARTH ISD	SPRINGLAKE-EARTH ELEM/MIDDLE SCHOOL	20.8152	19.1172	1.6980	0.0000
SPRINGLAKE-EARTH ISD	SPRINGLAKE-EARTH HS	14.7009	13.4649	1.2360	1.0000
SPRINGTOWN ISD	SPRINGTOWN H S	70.3864	54.6364	15.7500	10.1396
SPRINGTOWN ISD	SPRINGTOWN HINKLE EL	38.5875	33.5878	4.9997	4.9997
SPRINGTOWN ISD	SPRINGTOWN INTERMEDIATE SCHOOL	28.8591	27.8592	0.9999	0.9999
SPRINGTOWN ISD	SPRINGTOWN MIDDLE	34.6346	24.6353	9.9993	5.1861
SPRINGTOWN ISD	SPRINGTOWN RENO EL	26.9971	22.2807	4.7164	1.0000
SPRINGTOWN ISD	SPRINGTOWN WATSON EL	16.1587	13.1908	2.9679	1.9679
SPUR ISD	SPUR SCHOOL	28.8764	23.2930	5.5834	1.0005

District Name	Campus Name	Total FTE	In Field	Out of Field	No Certification
SPURGER ISD	SPURGER EL	15.1277	14.6605	0.4672	0.0000
SPURGER ISD	SPURGER H S	18.4981	10.1335	8.3646	0.9205
ST MARY'S ACADEMY CHARTER SCHOOL	ST MARY'S ACADEMY CHARTER SCHOOL	15.4172	7.8622	7.5550	7.2216
STAFFORD MSD	STAFFORD CENTER ADJUSTMENT	2.0000	2.0000	0.0000	0.0000
STAFFORD MSD	STAFFORD ELEMENTARY SCHOOL	43.0011	33.0008	10.0003	10.0003
STAFFORD MSD	STAFFORD HIGH SCHOOL	39.0597	28.0039	11.0558	7.0105
STAFFORD MSD	STAFFORD INTERMEDIATE SCHOOL	29.9317	26.8991	3.0326	3.0003
STAFFORD MSD	STAFFORD MIDDLE SCHOOL	28.9460	22.6822	6.2638	1.7043
STAFFORD MSD	STAFFORD PRIMARY SCHOOL	32.2648	26.8192	5.4456	4.0000
STAMFORD ISD	OLIVER EL	23.0014	23.0014	0.0000	0.0000
STAMFORD ISD	STAMFORD J H	10.2027	8.1068	2.0959	0.3938
STAMFORD ISD	STAMFORD JR-SR H S	16.5491	13.3284	3.2207	1.4097
STANTON ISD	STANTON EL	26.5163	25.1828	1.3335	0.8335
STANTON ISD	STANTON H S	19.8201	17.6200	2.2001	0.0000
STANTON ISD	STANTON MIDDLE	15.4198	13.2161	2.2037	1.1666
STAR CHARTER SCHOOL	STAR CHARTER SCHOOL	15.3447	7.7634	7.5813	4.1359
STAR ISD	STAR SCHOOL	16.0873	12.8148	3.2725	2.6577
STEPHENVILLE ISD	CENTRAL ELEMENTARY	19.6654	17.6654	2.0000	1.0000
STEPHENVILLE ISD	CHAMBERLIN ELEMENTARY	27.1654	26.1654	1.0000	1.0000
STEPHENVILLE ISD	GILBERT INTERMEDIATE SCHOOL	29.5906	26.7797	2.8109	2.2686
STEPHENVILLE ISD	HOOK ELEMENTARY	29.1654	28.1654	1.0000	1.0000
STEPHENVILLE ISD	STEPHENVILLE H S	61.3329	51.3632	9.9697	4.5386
STEPHENVILLE ISD	STEPHENVILLE J H	33.8452	30.2647	3.5805	0.8426
STERLING CITY ISD	STERLING CITY EL	7.7958	7.7958	0.0000	0.0000
STERLING CITY ISD	STERLING CITY H S	10.7906	9.1982	1.5924	0.0000
STERLING CITY ISD	STERLING CITY J H	6.2343	4.8676	1.3667	1.0000
STERLING CITY ISD	WATER VALLEY VOC TRAIN	0.3191	0.0000	0.3191	0.0000
STOCKDALE ISD	STOCKDALE EL	27.2306	23.0304	4.2002	2.0000
STOCKDALE ISD	STOCKDALE H S	21.6145	18.7975	2.8170	2.0003
STOCKDALE ISD	STOCKDALE J H	11.7782	8.2468	3.5314	1.2768
STRATFORD ISD	MARY ALLEN EL	19.4909	19.2636	0.2273	0.0000
STRATFORD ISD	STRATFORD H S	15.7658	12.8871	2.8787	0.3428
STRATFORD ISD	STRATFORD J H	17.0235	14.5272	2.4963	0.6572
STRAWN ISD	STRAWN SCHOOL	16.3179	14.4364	1.8815	0.9998
SUDAN ISD	SUDAN EL	15.1462	14.3949	0.7513	0.0000
SUDAN ISD	SUDAN H S	15.7391	13.8620	1.8771	0.0000
SULPHUR BLUFF ISD	SULPHUR BLUFF SCHOOL	18.5943	11.8871	6.7072	3.9088
SULPHUR SPRINGS ISD	AUSTIN EL	15.4865	15.4865	0.0000	0.0000
SULPHUR SPRINGS ISD	BOWIE EL	25.5708	25.5708	0.0000	0.0000
SULPHUR SPRINGS ISD	DOUGLAS INT	19.9333	19.9333	0.0000	0.0000
SULPHUR SPRINGS ISD	EARLY CHILDHOOD LRN CTR	40.4407	32.4407	8.0000	2.0000
SULPHUR SPRINGS ISD	LAMAR EL	21.5135	21.5135	0.0000	0.0000
SULPHUR SPRINGS ISD	SULPHUR SPRINGS H S	75.8700	60.4742	15.3958	7.3501
SULPHUR SPRINGS ISD	SULPHUR SPRINGS MIDDLE	52.9781	39.4679	13.5102	5.4064
SULPHUR SPRINGS ISD	TRAVIS EL	26.6440	25.0396	1.6044	1.0000
SUNDOWN ISD	SUNDOWN EL	23.7501	22.6129	1.1372	0.0000
SUNDOWN ISD	SUNDOWN H S	17.7816	10.4751	7.3065	3.0001
SUNDOWN ISD	SUNDOWN J H	13.0257	7.9667	5.0590	1.1127
SUNNYVALE ISD	SUNNYVALE EL	30.5009	28.9600	1.5409	1.3191
SUNRAY ISD	SUNRAY EL	14.0006	12.3310	1.6696	0.0000
SUNRAY ISD	SUNRAY H S	16.1068	14.0140	2.0928	1.0002
SUNRAY ISD	SUNRAY MIDDLE SCHOOL	13.6304	11.0260	2.6044	1.9999

District Name	Campus Name	Total FTE	In Field	Out of Field	No Certification
SWEENEY ISD	SWEENEY EL	51.2750	50.0565	1.2185	0.9358
SWEENEY ISD	SWEENEY H S	24.5219	20.1958	4.3261	3.7248
SWEENEY ISD	SWEENEY J H	26.2795	22.0105	4.2690	0.0000
SWEET HOME ISD	SWEET HOME EL	8.1073	6.2022	1.9051	0.9999
SWEETWATER ISD	COWEN ELEMENTARY	2.4023	2.4023	0.0000	0.0000
SWEETWATER ISD	EAST RIDGE EL	23.0439	21.2970	1.7469	0.0000
SWEETWATER ISD	HOBBS ALTER ED CO-OP	4.7991	1.2844	3.5147	0.0000
SWEETWATER ISD	SHARED SERVICE ARRANGEMENTS	0.8743	0.8743	0.0000	0.0000
SWEETWATER ISD	SOUTHEAST EL	24.1718	22.8895	1.2823	0.7598
SWEETWATER ISD	SWEETWATER H S	44.5842	34.6027	9.9815	1.0505
SWEETWATER ISD	SWEETWATER INTERMEDIATE SCHOOL	22.0619	21.0619	1.0000	1.0000
SWEETWATER ISD	SWEETWATER MIDDLE	38.1596	34.2554	3.9042	0.8550
TAFT ISD	ALTER ED CAMPUS SHORELINE	4.0003	3.0529	0.9474	0.0000
TAFT ISD	EAST EL	25.9995	24.9995	1.0000	1.0000
TAFT ISD	TAFT H S	26.4687	16.6399	9.8288	5.1317
TAFT ISD	TAFT J H	25.1768	16.2176	8.9592	6.2702
TAFT ISD	WOODROE PETTY EL	29.0004	23.2971	5.7033	4.0000
TAHOKA ISD	TAHOKA EL	29.4023	27.0841	2.3182	2.0000
TAHOKA ISD	TAHOKA H S	18.7230	13.2178	5.5052	1.2000
TAHOKA ISD	TAHOKA MIDDLE	9.4114	5.9916	3.4198	1.8003
TARKINGTON ISD	TARKINGTON H S	42.2796	29.7260	12.5536	8.2489
TARKINGTON ISD	TARKINGTON INT	17.0841	16.7031	0.3810	0.0000
TARKINGTON ISD	TARKINGTON MIDDLE	27.1641	21.0396	6.1245	3.2823
TARKINGTON ISD	TARKINGTON PRI	35.7032	32.7031	3.0001	1.0000
TATUM ISD	TATUM EL	18.2540	15.7360	2.5180	2.5180
TATUM ISD	TATUM H S	26.1056	15.6539	10.4517	5.2858
TATUM ISD	TATUM MIDDLE	14.1005	9.9371	4.1634	1.1966
TATUM ISD	TATUM PRI	23.9122	22.9122	1.0000	0.0000
TAYLOR ISD	NAOMI PASEMANN EL	43.6465	37.2755	6.3710	4.0759
TAYLOR ISD	SHARED SERVICE ARRANGEMENTS	1.8101	1.0000	0.8101	0.0000
TAYLOR ISD	T H JOHNSON EL	43.3645	40.0976	3.2669	2.0000
TAYLOR ISD	TAYLOR H S	53.9727	44.9520	9.0207	4.5278
TAYLOR ISD	TAYLOR MIDDLE SCHOOL	50.5645	43.8655	6.6990	2.5141
TEAGUE ISD	SALLIE MOUNGER EL	23.9090	23.6590	0.2500	0.0000
TEAGUE ISD	TEAGUE H S	29.1937	23.4927	5.7010	3.4675
TEAGUE ISD	TEAGUE INT	15.1485	15.1485	0.0000	0.0000
TEAGUE ISD	TEAGUE J H	14.8534	8.3089	6.5445	2.5323
TECHNOLOGY EDUCATION CHARTER HIGH	TECHNOLOGY EDUCATION CHARTER H S	7.2942	0.4736	6.8206	4.5719
TEKOA ACADEMY OF ACCELERATED STUDI	TEKOA ACADEMY OF ACCELERATED STUDI	16.6088	2.0000	14.6088	12.6088
TEMPLE ISD	BETHUNE EARLY CHILDHOOD CENTER	20.5000	20.5000	0.0000	0.0000
TEMPLE ISD	BONHAM MIDDLE	33.6100	26.1033	7.5067	6.5411
TEMPLE ISD	CATER EL	18.2048	17.1460	1.0588	0.0000
TEMPLE ISD	HECTOR P GARCIA EL	36.1756	27.8335	8.3421	6.1754
TEMPLE ISD	JEFFERSON EL	29.2098	28.8804	0.3294	0.1754
TEMPLE ISD	KENNEDY-POWELL EL	30.6411	28.1408	2.5003	2.0002
TEMPLE ISD	LAMAR MIDDLE	36.7078	23.4088	13.2990	6.6201
TEMPLE ISD	MERIDITH-DUNBAR EL	34.1763	28.0005	6.1758	2.1754
TEMPLE ISD	RAYE-ALLEN EL	30.1762	28.0962	2.0800	2.0000
TEMPLE ISD	SCOTT & WHITE HOSPITAL	1.0000	1.0000	0.0000	0.0000
TEMPLE ISD	SCOTT EL	20.6527	18.5327	2.1200	1.0000
TEMPLE ISD	TEMPLE H S	118.6838	85.0929	33.5909	17.7872
TEMPLE ISD	THORNTON EL	29.7803	29.7803	0.0000	0.0000

District Name	Campus Name	Total FTE	In Field	Out of Field	No Certification
TEMPLE ISD	TRAVIS MIDDLE	37.7076	26.4795	11.2281	4.1457
TEMPLE ISD	WESTERN HILLS EL	35.3102	29.1435	6.1667	6.0000
TEMPLE ISD	WHEATLEY ALTERNATIVE EDUCATION CENTER	4.2774	2.0246	2.2528	1.9999
TENAHA ISD	TENAHA EL	18.6430	17.6430	1.0000	1.0000
TENAHA ISD	TENAHA H S	9.5400	6.0421	3.4979	0.8328
TENAHA ISD	TENAHA MIDDLE	6.7673	4.5143	2.2530	0.1672
TERLINGUA CSD	BIG BEND H S	6.4964	3.4745	3.0219	2.7510
TERLINGUA CSD	TERLINGUA EL	10.9531	9.5267	1.4264	1.0026
TERRELL COUNTY ISD	SANDERSON EL	6.2904	5.1592	1.1312	0.4788
TERRELL COUNTY ISD	SANDERSON H S	7.2917	5.2776	2.0141	1.5143
TERRELL COUNTY ISD	SANDERSON J H	4.1777	2.0967	2.0810	0.5069
TERRELL ISD	DR BRUCE WOOD INTERMEDIATE SCHOOL	40.5488	38.5487	2.0001	2.0001
TERRELL ISD	JOHN E LANGWITH EL	42.6803	34.6803	8.0000	7.0000
TERRELL ISD	KENNEDY EL	38.4911	31.4911	7.0000	6.0000
TERRELL ISD	TERRELL H S	67.5404	52.8093	14.7311	7.6697
TERRELL ISD	TERRELL MIDDLE	35.5114	28.6937	6.8177	4.9203
TERRELL ISD	TISD CHILD & ADOLESCENT CENTER	3.0000	2.0000	1.0000	1.0000
TERRELL ISD	W H BURNETT EL	30.4130	21.5643	8.8487	7.8487
TEXARKANA ISD	DISTRICT ADMINISTRATION	1.0000	1.0000	0.0000	0.0000
TEXARKANA ISD	DUNBAR INTERMEDIATE CENTER	19.5671	14.3190	5.2481	5.2481
TEXARKANA ISD	FIFTEENTH STREET EARLY LITERACY	22.9729	18.8185	4.1544	3.6928
TEXARKANA ISD	HIGHLAND PARK EL	19.5170	16.7275	2.7895	2.6316
TEXARKANA ISD	NASH EL	23.5165	23.3529	0.1636	0.0000
TEXARKANA ISD	OPTIONS	0.1493	0.1493	0.0000	0.0000
TEXARKANA ISD	SPRING LAKE PARK ELEMENTARY	21.6017	18.3788	3.2229	3.0000
TEXARKANA ISD	TEXAS H S	104.3791	67.4195	36.9596	22.5241
TEXARKANA ISD	TEXAS MIDDLE SCHOOL	83.2535	48.0260	35.2275	17.1815
TEXARKANA ISD	WAKE VILLAGE EL	44.5528	41.5527	3.0001	3.0001
TEXARKANA ISD	WESTLAWN EL	24.8495	22.0031	2.8464	1.4154
TEXAS CITY ISD	BLOCKER MIDDLE	50.7306	41.0974	9.6332	3.7830
TEXAS CITY ISD	DISTRICT ADMINISTRATION	1.0000	1.0000	0.0000	0.0000
TEXAS CITY ISD	FRY INTERMEDIATE	45.9559	38.7204	7.2355	7.2355
TEXAS CITY ISD	HEIGHTS EL	41.1806	40.0000	1.1806	0.1806
TEXAS CITY ISD	KOHFELDT EL	32.8263	30.8263	2.0000	2.0000
TEXAS CITY ISD	NORTHSIDE EL	39.1602	35.9796	3.1806	3.1806
TEXAS CITY ISD	ROOSEVELT-WILSON EL	37.6016	32.1016	5.5000	2.0000
TEXAS CITY ISD	TEXAS CITY H S	92.7622	78.6547	14.1075	8.3982
TEXAS EMPOWERMENT ACADEMY	TEXAS EMPOWERMENT ACADEMY	7.4584	0.9891	6.4693	6.4693
TEXHOMA ISD	TEXHOMA EL	15.6421	11.1030	4.5391	3.0003
TEXLINE ISD	TEXLINE SCHOOL	15.1245	11.3075	3.8170	3.0002
THE ZOE LEARNING ACADEMY	THE ZOE LEARNING ACADEMY	23.3610	1.0000	22.3610	21.3984
THERESA B LEE ACADEMY	THERESA B LEE ACADEMY	8.0008	1.4446	6.5562	6.0006
THORNDALE ISD	THORNDALE EL	18.4434	18.0790	0.3644	0.0000
THORNDALE ISD	THORNDALE H S	13.2101	11.7369	1.4732	0.0000
THORNDALE ISD	THORNDALE MIDDLE	7.5638	6.5804	0.9834	0.0000
THRALL ISD	THRALL EL	13.7819	12.7819	1.0000	0.0000
THRALL ISD	THRALL H S	12.3787	9.8505	2.5282	0.7944
THRALL ISD	THRALL MIDDLE SCHOOL	8.2005	5.6300	2.5705	1.0324
THREE RIVERS ISD	THREE RIVERS EL	22.7285	22.4515	0.2770	0.0000
THREE RIVERS ISD	THREE RIVERS H S	20.3844	15.1263	5.2581	2.0000
THREE RIVERS ISD	THREE RIVERS MIDDLE	10.5483	7.9698	2.5785	1.0001

District Name	Campus Name	Total FTE	In Field	Out of Field	No Certification
THREE WAY ISD	THREE WAY EL	7.2891	6.8253	0.4638	0.0000
THROCKMORTON ISD	THROCKMORTON EL	11.7530	9.7930	1.9600	0.0000
THROCKMORTON ISD	THROCKMORTON H S	7.4322	5.3491	2.0831	0.0000
TIDEHAVEN ISD	BLESSING EL	16.2686	16.1709	0.0977	0.0000
TIDEHAVEN ISD	MARKHAM EL	16.1250	12.6247	3.5003	3.0003
TIDEHAVEN ISD	TIDEHAVEN H S	18.7596	12.9071	5.8525	2.6616
TIDEHAVEN ISD	TIDEHAVEN INT	13.5314	8.0824	5.4490	4.5458
TIMPSON ISD	TIMPSON EL	17.7207	17.1191	0.6016	0.6016
TIMPSON ISD	TIMPSON H S	13.0167	9.1053	3.9114	0.9999
TIMPSON ISD	TIMPSON MIDDLE	10.2565	3.2539	7.0026	1.7205
TIOGA ISD	TIOGA SCHOOL	17.8457	9.8243	8.0214	6.8452
TOLAR ISD	TOLAR EL	20.0003	20.0003	0.0000	0.0000
TOLAR ISD	TOLAR H S	25.6406	20.2806	5.3600	3.0001
TOM BEAN ISD	TOM BEAN EL	18.2452	18.0452	0.2000	0.0000
TOM BEAN ISD	TOM BEAN H S	23.5024	19.5690	3.9334	1.0000
TOM BEAN ISD	TOM BEAN MIDDLE	17.9195	11.8040	6.1155	4.0005
TOMBALL ISD	BECKENDORF INT	20.5280	19.1257	1.4023	0.9014
TOMBALL ISD	DECKER PRAIRIE EL	47.1062	43.5993	3.5069	1.0000
TOMBALL ISD	DISTRICT ADMINISTRATION	1.0000	1.0000	0.0000	0.0000
TOMBALL ISD	LAKWOOD EL	50.9881	48.8880	2.1001	1.0000
TOMBALL ISD	NORTHPOINTE INTERMEDIATE SCHOOL	41.5283	38.9240	2.6043	2.0002
TOMBALL ISD	ROSEHILL ELEMENTARY SCHOOL	50.1686	46.2635	3.9051	3.0010
TOMBALL ISD	TOMBALL ALTERNATIVE EDUCATION CENTER	4.5983	1.9642	2.6341	0.0000
TOMBALL ISD	TOMBALL ELEMENTARY	44.1751	41.2935	2.8816	2.0000
TOMBALL ISD	TOMBALL H S	135.7390	119.0310	16.7080	7.6729
TOMBALL ISD	TOMBALL INT	21.3931	20.5765	0.8166	0.8166
TOMBALL ISD	TOMBALL J H	33.3835	25.8446	7.5389	3.6953
TOMBALL ISD	WILLOW CREEK EL	48.9807	47.9493	1.0314	0.0000
TOMBALL ISD	WILLOW WOOD JUNIOR HIGH SCHOOL	42.9385	32.3341	10.6044	5.8094
TORNILLO ISD	TORNILLO ELEMENTARY	27.9647	22.1147	5.8500	4.6000
TORNILLO ISD	TORNILLO H S	18.8042	6.6033	12.2009	11.3892
TORNILLO ISD	TORNILLO MIDDLE	11.0268	4.6004	6.4264	3.5592
TOVAS-TACTILE ORAL VISUAL ALTERNAT	TOVAS-TACTILE ORAL VISUAL ALT SYST	6.4135	0.8750	5.5385	5.5385
TRANSFORMATIVE CHARTER ACADEMY	TRANSFORMATIVE CHARTER ACADEMY	2.9997	0.0000	2.9997	2.9997
TREETOPS SCHOOL INTERNATIONAL	TREETOPS SCHOOL	18.3343	8.7052	9.6291	5.1192
TRENT ISD	TRENT SCHOOL	15.2209	13.0849	2.1360	0.0000
TRENTON ISD	TRENTON EL	17.0246	16.5293	0.4953	0.3220
TRENTON ISD	TRENTON H S	12.6241	9.1365	3.4876	0.7031
TRINIDAD ISD	TRINIDAD SCHOOL	18.5331	11.9388	6.5943	5.6485
TRINITY ISD	LANSBERRY EL	40.1457	36.8479	3.2978	2.0000
TRINITY ISD	TRINITY H S	24.3748	18.8289	5.5459	3.9999
TRINITY ISD	TRINITY J H	17.9081	13.9555	3.9526	1.1538
TROUP ISD	TROUP EL	35.6014	32.0596	3.5418	2.0001
TROUP ISD	TROUP H S	18.1076	14.4780	3.6296	2.0530
TROUP ISD	TROUP MIDDLE	14.4564	11.5155	2.9409	2.2221
TROY ISD	EDNA BIGHAM MAYS ELEMENTARY	14.1150	12.7817	1.3333	1.0000
TROY ISD	TROY ELEMENTARY	22.4957	20.4957	2.0000	2.0000
TROY ISD	TROY HIGH SCHOOL	26.2575	21.0988	5.1587	2.5084
TROY ISD	TROY MIDDLE SCHOOL	19.3758	12.5579	6.8179	2.2287
TULIA ISD	TULIA H S	26.5771	23.4385	3.1386	1.9292
TULIA ISD	TULIA HIGHLAND EL	21.6388	20.2603	1.3785	1.0000

District Name	Campus Name	Total FTE	In Field	Out of Field	No Certification
TULIA ISD	TULIA J H	17.7437	13.7868	3.9569	2.0002
TULIA ISD	W V SWINBURN EL	15.0916	15.0916	0.0000	0.0000
TULOSO-MIDWAY ISD	TULOSO-MIDWAY ACADEMIC CAREER CENTER	3.8285	3.2580	0.5705	0.0000
TULOSO-MIDWAY ISD	TULOSO-MIDWAY H S	54.4960	45.3046	9.1914	5.8113
TULOSO-MIDWAY ISD	TULOSO-MIDWAY INT	45.9998	42.9999	2.9999	2.9999
TULOSO-MIDWAY ISD	TULOSO-MIDWAY MIDDLE	51.9238	44.3305	7.5933	3.8217
TULOSO-MIDWAY ISD	TULOSO-MIDWAY PRI	46.9157	44.9999	1.9158	1.9158
TURKEY-QUITAQUE ISD	VALLEY SCHOOL	19.9416	16.6869	3.2547	0.0000
TWO DIMENSIONS PREPARATORY ACADEMY	TWO DIMENSIONS PREPARATORY ACADEMY	14.8661	2.9358	11.9303	11.9303
TYLER ISD	ALVIN V ANDERSON EDUCATIONAL COMP	7.9634	5.4588	2.5046	0.0000
TYLER ISD	BELL EL	31.1337	30.6722	0.4615	0.0000
TYLER ISD	BIRDWELL EL	38.3660	24.3888	13.9772	10.6364
TYLER ISD	BONNER EL	33.7980	25.4926	8.3054	8.0000
TYLER ISD	BOULTER CREATIVE ARTS MAGNET SCHOOL	30.6014	25.1843	5.4171	2.4386
TYLER ISD	CALDWELL ELEMENTARY ARTS ACADEMY	32.7128	30.7775	1.9353	1.0000
TYLER ISD	CAMP TYLER	8.0000	6.0000	2.0000	0.0000
TYLER ISD	CLARKSTON EL	31.0171	28.9007	2.1164	1.0000
TYLER ISD	DISTRICT ADMINISTRATION	2.4988	2.4988	0.0000	0.0000
TYLER ISD	DIXIE EL	36.1107	34.9862	1.1245	0.0000
TYLER ISD	DOGAN MIDDLE	30.9429	25.6056	5.3373	0.8641
TYLER ISD	DOUGLAS EL	49.6600	41.9313	7.7287	6.0000
TYLER ISD	GRIFFIN EL	39.3763	30.3355	9.0408	8.0000
TYLER ISD	HOGG MIDDLE	36.4588	28.1691	8.2897	5.8091
TYLER ISD	HUBBARD MIDDLE	43.2605	34.2674	8.9931	1.5302
TYLER ISD	JIM PLYLER INSTRUCTIONAL COMPLEX	9.5012	5.7026	3.7986	1.7940
TYLER ISD	JOHN TYLER H S	126.5295	96.0013	30.5282	17.5348
TYLER ISD	JONES EL	23.3906	21.7904	1.6002	1.6002
TYLER ISD	LEE H S	138.1629	111.4876	26.6753	12.8485
TYLER ISD	MOORE MST MAGNET SCHOOL	47.0640	35.1637	11.9003	5.0000
TYLER ISD	ORR EL	44.3114	34.0823	10.2291	7.9733
TYLER ISD	OWENS EL	55.9221	52.7695	3.1526	2.0000
TYLER ISD	PEETE EL	27.2926	19.0171	8.2755	8.0000
TYLER ISD	RAMEY EL	29.7186	26.6017	3.1169	2.0000
TYLER ISD	RICE EL	55.4764	53.3746	2.1018	2.0000
TYLER ISD	ST LOUIS SP ED EL	19.8770	19.8770	0.0000	0.0000
TYLER ISD	STEWART EDISON JR ACADEMY	27.2165	21.9204	5.2961	3.9785
TYLER ISD	T J AUSTIN EL	34.0813	26.9019	7.1794	7.0000
TYLER ISD	WOODS EL	46.4727	42.1217	4.3510	2.8182
UNION GROVE ISD	UNION GROVE EL	27.5414	25.5814	1.9600	1.9600
UNION GROVE ISD	UNION GROVE H S	15.7765	14.0919	1.6846	1.0002
UNION GROVE ISD	UNION GROVE J H	5.7061	4.4422	1.2639	0.0000
UNION HILL ISD	SHARON A RICHARDSON EL	10.0633	7.7027	2.3606	0.6251
UNION HILL ISD	UNION HILL H S	16.8827	13.5995	3.2832	1.3749
UNITED ISD	ANTONIO GONZALEZ MIDDLE SCHOOL	47.4797	32.7043	14.7754	6.7275
UNITED ISD	CHARLES BORCHERS EL	28.9895	27.9895	1.0000	0.0000
UNITED ISD	CLARK EL	35.9682	28.5003	7.4679	0.9679
UNITED ISD	CLARK MIDDLE	36.1534	22.7015	13.4519	4.0794
UNITED ISD	COL SANTOS BENAVIDES EL	49.8666	43.8663	6.0003	1.0000
UNITED ISD	DISTRICT ADMINISTRATION	2.0000	2.0000	0.0000	0.0000
UNITED ISD	FINLEY EL	36.8880	28.8877	8.0003	5.0003
UNITED ISD	FRANKLIN D ROOSEVELT EL	47.0000	36.0000	11.0000	0.0000

District Name	Campus Name	Total FTE	In Field	Out of Field	No Certification
UNITED ISD	GEORGE WASHINGTON MIDDLE	51.5359	34.9275	16.6084	8.1938
UNITED ISD	GUTIERREZ EL	45.8559	42.0701	3.7858	0.0000
UNITED ISD	HENRY CUELLAR ELEMENTARY	53.8345	34.0000	19.8345	4.8342
UNITED ISD	JOHN B ALEXANDER H S	116.9268	96.3655	20.5613	14.9528
UNITED ISD	JOHN W ARNDT ELEMENTARY	53.8666	36.8930	16.9736	9.0000
UNITED ISD	JUAREZ/LINCOLN EL	32.7385	26.8109	5.9276	0.8449
UNITED ISD	JUDITH ZAFFIRNI ELEMENTARY	54.7863	36.9999	17.7864	9.7861
UNITED ISD	JULIA BIRD JONES MULLER ELEMENTARY	39.5939	31.5915	8.0024	6.7166
UNITED ISD	KAZEN EL	42.8826	33.3826	9.5000	6.0000
UNITED ISD	KENNEDY ZAPATA EL	43.7864	36.7861	7.0003	1.0000
UNITED ISD	LOS OBISPOS MIDDLE	75.9209	42.9929	32.9280	23.4528
UNITED ISD	LYNDON B JOHNSON	100.5360	79.2929	21.2431	14.2624
UNITED ISD	MATIAS DE LLANO EL	34.8615	33.0757	1.7858	1.0000
UNITED ISD	NEWMAN EL	34.0003	30.5000	3.5003	1.0000
UNITED ISD	NYE EL	40.8933	35.8933	5.0000	2.0000
UNITED ISD	PEREZ EL	47.7599	35.8877	11.8722	6.0003
UNITED ISD	PRADA EL	43.6684	25.8663	17.8021	10.0000
UNITED ISD	RUIZ EL	49.8933	39.8930	10.0003	1.0000
UNITED ISD	SALINAS EL	44.9091	32.9091	12.0000	2.0000
UNITED ISD	SALVADOR GARCIA MIDDLE	33.2141	26.7666	6.4475	3.1803
UNITED ISD	TRAUTMANN EL	43.8880	39.6022	4.2858	1.0000
UNITED ISD	TRAUTMANN MIDDLE	60.8051	47.4901	13.3150	5.8071
UNITED ISD	UNITED D D HACHAR EL	34.0003	26.5000	7.5003	3.0000
UNITED ISD	UNITED H S	151.8860	120.1609	31.7251	17.7748
UNITED ISD	UNITED MIDDLE	43.0123	34.7515	8.2608	4.4834
UNITED ISD	UNITED SOUTH H S	110.8835	66.5140	44.3695	31.1324
UNITED ISD	UNITED SOUTH MAGNET	0.8282	0.6258	0.2024	0.0000
UNITED ISD	UNITED SOUTH MIDDLE	46.8437	36.0471	10.7966	5.5881
UNITED ISD	UNITED STEP ACADEMY	11.3169	5.5960	5.7209	1.0000
UNIV OF HOUSTON CHARTER SCH-TECH	UNIV OF HOUSTON CHARTER SCH-TECH	6.4245	3.7017	2.7228	2.7228
UNIVERSAL ACADEMY	UNIVERSAL ACADEMY - FLOWER MOUND	29.5565	8.6813	20.8752	17.3873
UNIVERSAL ACADEMY	UNIVERSAL ACADEMY	45.0987	4.0665	41.0322	40.0989
UNIVERSITY CHARTER SCHOOL	ANNUNCIATION MATERNITY HOME	1.0001	1.0001	0.0000	0.0000
UNIVERSITY CHARTER SCHOOL	CAMP COMANCHE	16.9996	6.9998	9.9998	2.9999
UNIVERSITY CHARTER SCHOOL	DEPELCHIN CAMPUS	4.5000	2.5000	2.0000	2.0000
UNIVERSITY CHARTER SCHOOL	MERRIDELL	9.5711	7.5713	1.9998	1.9998
UNIVERSITY CHARTER SCHOOL	MIRACLE FARM	0.5000	0.0000	0.5000	0.0000
UNIVERSITY CHARTER SCHOOL	NATIONAL ELITE GYMNASTICS	1.9999	1.2499	0.7500	0.0000
UNIVERSITY CHARTER SCHOOL	PATHFINDER CAMP	2.6176	1.8896	0.7280	0.7280
UNIVERSITY CHARTER SCHOOL	PATHWAYS 3H CAMPUS	2.5000	2.0000	0.5000	0.0000
UNIVERSITY CHARTER SCHOOL	SAFEPLACE	0.9999	0.9999	0.0000	0.0000
UNIVERSITY CHARTER SCHOOL	SETTLEMENT HOME	2.0000	1.0000	1.0000	0.0000
UNIVERSITY CHARTER SCHOOL	STAR RANCH CAMPUS	4.0000	4.0000	0.0000	0.0000
UNIVERSITY CHARTER SCHOOL	T-CARE	3.0001	3.0001	0.0000	0.0000
UNIVERSITY CHARTER SCHOOL	TNC CAMPUS (TEXAS NEUROREHAB)	7.4000	6.0000	1.4000	1.4000
UTOPIA ISD	UTOPIA SCHOOL	17.5671	17.3773	0.1898	0.0000

District Name	Campus Name	Total FTE	In Field	Out of Field	No Certification
UVALDE CONS ISD	ANTHON EL	40.8877	40.8877	0.0000	0.0000
UVALDE CONS ISD	BATESVILLE EL	11.2155	11.2155	0.0000	0.0000
UVALDE CONS ISD	BATESVILLE MIDDLE	4.9214	4.9214	0.0000	0.0000
UVALDE CONS ISD	BENSON EL	28.0000	25.0000	3.0000	3.0000
UVALDE CONS ISD	DALTON EL	43.0000	40.0000	3.0000	0.0000
UVALDE CONS ISD	EXCEL ACADEMY	7.9567	5.2328	2.7239	0.9568
UVALDE CONS ISD	FLORES EL	45.9144	41.0000	4.9144	3.9144
UVALDE CONS ISD	ROBB EL	32.0000	32.0000	0.0000	0.0000
UVALDE CONS ISD	UVALDE H S	98.8384	83.0023	15.8361	7.7186
UVALDE CONS ISD	UVALDE J H	44.0114	32.8361	11.1753	3.1749
VALENTINE ISD	VALENTINE SCHOOL	10.3801	7.0686	3.3115	1.7419
VALLEY MILLS ISD	MCCLELLAN CO CHALLENGE ACADEMY	0.4055	0.0795	0.3260	0.0000
VALLEY MILLS ISD	VALLEY MILLS EL	24.8788	22.8788	2.0000	2.0000
VALLEY MILLS ISD	VALLEY MILLS H S	15.7525	12.1030	3.6495	0.1623
VALLEY MILLS ISD	VALLEY MILLS J H	6.5625	4.5336	2.0289	1.1710
VALLEY VIEW ISD	SHARED SERVICE ARRANGEMENTS	0.3014	0.1233	0.1781	0.0000
VALLEY VIEW ISD	VALLEY VIEW EL	47.0549	37.2328	9.8221	1.5205
VALLEY VIEW ISD	VALLEY VIEW HIGH SCHOOL	46.5039	30.5619	15.9420	12.7750
VALLEY VIEW ISD	VALLEY VIEW HS/MS	14.9349	12.7691	2.1658	1.7514
VALLEY VIEW ISD	VALLEY VIEW J H	38.2620	23.7577	14.5043	7.5205
VALLEY VIEW ISD	VALLEY VIEW MIDDLE	14.2571	13.5731	0.6840	0.2489
VALLEY VIEW ISD	VALLEY VIEW NORTH EL	26.8964	18.8480	8.0484	2.6273
VALLEY VIEW ISD	WILBUR E LUCAS ELEMENTARY	32.9847	18.2983	14.6864	5.3305
VAN ALSTYNE ISD	VAN ALSTYNE EL	34.2924	30.7949	3.4975	2.0002
VAN ALSTYNE ISD	VAN ALSTYNE H S	31.9737	24.1386	7.8351	1.9999
VAN ALSTYNE ISD	VAN ALSTYNE J H	18.1188	11.0164	7.1024	3.5027
VAN ISD	RHODES EL	34.2615	32.3370	1.9245	0.9245
VAN ISD	VAN H S	39.5370	30.2249	9.3121	3.9469
VAN ISD	VAN INT	33.2980	31.8871	1.4109	0.0000
VAN ISD	VAN J H	28.6219	24.9923	3.6296	1.0000
VAN VLECK ISD	E RUDD INT	9.9555	9.9052	0.0503	0.0503
VAN VLECK ISD	MATAGORDA CO ALTER	1.0001	0.1642	0.8359	0.0000
VAN VLECK ISD	O H HERMAN MIDDLE	17.0961	13.1438	3.9523	0.1343
VAN VLECK ISD	VAN VLECK EL	23.0000	19.8560	3.1440	0.0000
VAN VLECK ISD	VAN VLECK H S	24.7526	18.0733	6.6793	3.7044
VANGUARD ACADEMY	VANGUARD ACADEMY	16.0000	10.0000	6.0000	1.0000
VARNETT CHARTER SCHOOL	VARNETT CHARTER SCHOOL	35.0000	2.0000	33.0000	33.0000
VEGA ISD	VEGA EL	9.8571	9.4854	0.3717	0.3717
VEGA ISD	VEGA H S	17.8502	10.2119	7.6383	1.6285
VENUS ISD	VENUS EL	31.0003	30.0003	1.0000	1.0000
VENUS ISD	VENUS H S	27.8511	22.3585	5.4926	1.2468
VENUS ISD	VENUS MIDDLE	24.7989	15.2896	9.5093	6.4004
VENUS ISD	VENUS PRIMARY	19.6091	16.1403	3.4688	1.0000
VERIBEST ISD	VERIBEST EL	14.0069	12.2268	1.7801	0.9020
VERIBEST ISD	VERIBEST H S	6.8131	3.1545	3.6586	1.7682
VERNON ISD	CENTRAL EL	25.9043	25.9043	0.0000	0.0000
VERNON ISD	NORTH TEXAS STATE HOSPITAL - AFP	8.0074	5.0029	3.0045	0.0000
VERNON ISD	SHIVE EL	24.6886	24.1866	0.5020	0.3690
VERNON ISD	T G MCCORD EL	29.3577	27.2365	2.1212	1.0000
VERNON ISD	VERNON H S	43.9922	34.2777	9.7145	0.1754
VERNON ISD	VERNON MIDDLE SCHOOL	33.7979	24.7682	9.0297	2.3541
VICTORIA ISD	ALOE EL	30.7197	29.5068	1.2129	0.0000
VICTORIA ISD	C O CHANDLER ELEMENTARY	36.2276	33.3516	2.8760	1.0000
VICTORIA ISD	COLETO CREEK SCHOOL	6.9924	3.0678	3.9246	0.9939

District Name	Campus Name	Total FTE	In Field	Out of Field	No Certification
VICTORIA ISD	CRAIN MIDDLE	65.6426	52.9537	12.6889	5.8103
VICTORIA ISD	DUDLEY ELEMENTARY MAGNET SCHOOL	31.6219	29.5704	2.0515	1.0000
VICTORIA ISD	F W GROSS MONTESSORI MAG	29.3466	28.0950	1.2516	0.0000
VICTORIA ISD	GUADALUPE EL	7.8243	7.5972	0.2271	0.0000
VICTORIA ISD	HOMEBOUND	2.0000	0.0000	2.0000	0.0000
VICTORIA ISD	HOPKINS MAGNET ACADEMY	27.9289	24.6390	3.2899	1.0000
VICTORIA ISD	HOWELL MIDDLE	53.4298	45.7267	7.7031	0.0000
VICTORIA ISD	JUAN LINN MATH AND SCIENCE MAGNET	25.9145	25.6087	0.3058	0.0000
VICTORIA ISD	JUVENILE DETENT CTR	1.9046	0.2856	1.6190	0.0000
VICTORIA ISD	MARTIN DE LEON EL	33.9770	33.9770	0.0000	0.0000
VICTORIA ISD	MEMORIAL HIGH SCHOOL	220.8849	185.0224	35.8625	15.1398
VICTORIA ISD	MISSION VALLEY EL	12.5004	12.3471	0.1533	0.0000
VICTORIA ISD	MITCHELL GUIDANCE CENTER	9.2662	7.3846	1.8816	0.0000
VICTORIA ISD	O'CONNOR ELEMENTARY MAGNET SCHOOL	35.1346	33.1188	2.0158	0.0000
VICTORIA ISD	PATTI WELDER MAGNET MIDDLE SCHOOL	59.1082	40.4766	18.6316	9.0602
VICTORIA ISD	PROFIT ACADEMIC CTR FOR SUCCESS	20.4154	16.2972	4.1182	0.2475
VICTORIA ISD	ROWLAND EL	33.9634	31.3198	2.6436	2.0001
VICTORIA ISD	SHIELDS ELEMENTARY MAGNET SCHOOL	41.5487	38.7204	2.8283	2.0000
VICTORIA ISD	SMITH EL	32.0461	30.8235	1.2226	0.9999
VICTORIA ISD	VICKERS EL	33.6713	31.7408	1.9305	1.0000
VICTORIA ISD	WILLIAM WOOD EL	10.0670	9.8558	0.2112	0.0000
VIDOR ISD	A I M S CTR H S	6.8432	4.8059	2.0373	1.0000
VIDOR ISD	OAK FOREST EL	45.0431	42.5581	2.4850	2.0000
VIDOR ISD	PINE FOREST EL	41.2955	40.2955	1.0000	1.0000
VIDOR ISD	VIDOR EL	43.4612	41.0500	2.4112	1.0000
VIDOR ISD	VIDOR H S	69.1983	56.9354	12.2629	1.1193
VIDOR ISD	VIDOR J H	46.9390	34.3605	12.5785	5.3192
VIDOR ISD	VIDOR MIDDLE	49.5161	44.5157	5.0004	5.0004
VYSEHRAD ISD	VYSEHRAD EL	7.8835	6.9467	0.9368	0.0000
WACO CHARTER SCHOOL (EOAC)	EOAC WACO CHARTER SCHOOL	12.0002	5.0002	7.0000	7.0000
WACO ISD	A J MOORE ACAD	35.3693	26.2482	9.1211	6.1435
WACO ISD	ALTA VISTA MONTESSORI MAGNET	27.6548	23.3509	4.3039	3.9997
WACO ISD	BELL'S HILL EL	34.4816	33.5245	0.9571	0.0000
WACO ISD	BRAZOS MIDDLE SCHOOL	23.3057	20.0857	3.2200	2.4568
WACO ISD	BROOK AVENUE ELEMENTARY SCHOOL	26.5835	17.8570	8.7265	6.8930
WACO ISD	CARVER ACAD	38.8265	33.2665	5.5600	3.0002
WACO ISD	CEDAR RIDGE EL	34.8599	33.5265	1.3334	1.0000
WACO ISD	CESAR CHAVEZ MIDDLE SCHOOL	23.7569	16.8367	6.9202	5.0010
WACO ISD	CRESTVIEW EL	36.2424	32.0049	4.2375	3.9150
WACO ISD	DEAN-HIGHLAND EL	25.7273	25.0296	0.6977	0.0000
WACO ISD	DISTRICT ADMINISTRATION	3.6000	3.6000	0.0000	0.0000
WACO ISD	DORIS MILLER EL	23.4999	20.4999	3.0000	3.0000
WACO ISD	G L WILEY MIDDLE	20.4130	12.4114	8.0016	5.3948
WACO ISD	HILLCREST PROFESSIONAL DEVEL	16.7021	14.7074	1.9947	1.9947
WACO ISD	J H HINES EL	24.0001	22.5001	1.5000	1.5000
WACO ISD	KENDRICK EL	26.5043	21.5371	4.9672	3.2308
WACO ISD	LAKE AIR MIDDLE	34.5812	23.4801	11.1011	7.9894
WACO ISD	LAKE WACO MONTESSORI MAGNET	25.8105	22.6312	3.1793	0.8572
WACO ISD	MEADOWBROOK EL	18.1077	17.6077	0.5000	0.0000

District Name	Campus Name	Total FTE	In Field	Out of Field	No Certification
WACO ISD	MOUNTAINVIEW EL	26.0009	22.3342	3.6667	3.0000
WACO ISD	NORTH WACO EL	38.5602	37.0948	1.4654	0.1667
WACO ISD	PARKDALE EL	26.8827	23.8823	3.0004	3.0004
WACO ISD	PROVIDENT HEIGHTS EL	25.0000	23.3000	1.7000	1.0000
WACO ISD	SOUTH WACO EL	41.8100	38.5358	3.2742	1.9733
WACO ISD	SUL ROSS EL	25.8096	24.7590	1.0506	0.0000
WACO ISD	TENNYSON MIDDLE	28.8529	24.3122	4.5407	1.6431
WACO ISD	UNIVERSITY H S	67.5086	57.2669	10.2417	6.2961
WACO ISD	UNIVERSITY MIDDLE	25.2691	20.7761	4.4930	2.8448
WACO ISD	VIKING HILLS EL	20.6450	19.6450	1.0000	0.0000
WACO ISD	WACO H S	103.9804	87.2074	16.7730	9.4997
WACO ISD	WACO ISD ALTERNATIVE SCHOOL	10.9288	7.7488	3.1800	1.7731
WACO ISD	WEST AVENUE ELEMENTARY	24.9949	21.8283	3.1666	1.9999
WAELDER ISD	WAELDER EL	8.1779	5.6541	2.5238	1.8337
WAELDER ISD	WAELDER H S	12.9103	10.2291	2.6812	0.9666
WALCOTT ISD	WALCOTT EL	9.0022	8.0018	1.0004	1.0004
WALL ISD	C B P	0.7806	0.7806	0.0000	0.0000
WALL ISD	FAIRVIEW ACCELERATED	3.4117	2.0918	1.3199	0.0000
WALL ISD	GRAPE CREEK SPECIAL PROG	2.1938	2.1938	0.0000	0.0000
WALL ISD	SPECIAL ED CAMPUS	0.2970	0.2970	0.0000	0.0000
WALL ISD	WALL EL	30.8650	28.4535	2.4115	0.8649
WALL ISD	WALL H S	22.8380	19.6202	3.2178	1.5300
WALL ISD	WALL MIDDLE	20.5977	19.7981	0.7996	0.0000
WALLER ISD	FIELDS STORE ELEMENTARY	35.2860	31.7612	3.5248	2.7861
WALLER ISD	I T HOLLEMAN EL	43.0001	35.9046	7.0955	5.9999
WALLER ISD	JONES ELEMENTARY	13.3570	13.2151	0.1419	0.0000
WALLER ISD	ROBERTS ROAD EL	37.8638	29.5002	8.3636	8.3636
WALLER ISD	SCHULTZ MIDDLE	40.5839	38.2494	2.3345	1.3345
WALLER ISD	WALLER H S	82.6648	59.1503	23.5145	15.8773
WALLER ISD	WALLER J H	46.6607	30.1050	16.5557	10.3046
WALNUT BEND ISD	SHARED SERVICE ARRANGEMENTS	0.4110	0.2055	0.2055	0.0000
WALNUT BEND ISD	WALNUT BEND EL	6.0005	3.4442	2.5563	2.0001
WALNUT SPRINGS ISD	WALNUT SPRINGS SCHOOL	17.9410	11.2246	6.7164	4.5005
WARREN ISD	FRED EL	16.2140	15.2140	1.0000	0.0000
WARREN ISD	WARREN EL	24.5240	22.5240	2.0000	2.0000
WARREN ISD	WARREN H S	23.2416	18.3602	4.8814	2.8477
WARREN ISD	WARREN J H	17.3251	13.6514	3.6737	2.8333
WASKOM ISD	WASKOM EL	26.9102	25.9102	1.0000	1.0000
WASKOM ISD	WASKOM H S	22.3758	19.9513	2.4245	0.0000
WASKOM ISD	WASKOM MIDDLE	15.6198	12.7985	2.8213	0.0000
WATER VALLEY ISD	SAN ANGELO STATE SCHOOL	0.0343	0.0343	0.0000	0.0000
WATER VALLEY ISD	WATER VALLEY EL	16.6334	15.0772	1.5562	0.2800
WATER VALLEY ISD	WATER VALLEY H S	14.7943	10.8775	3.9168	3.2424
WAXAHACHIE FAITH FAMILY ACADEMY	WAXAHACHIE FAITH FAMILY ACADEMY	19.2972	7.7746	11.5226	10.0570
WAXAHACHIE ISD	DISTRICT ADMINISTRATION	1.0000	1.0000	0.0000	0.0000
WAXAHACHIE ISD	DUNAWAY EL	31.9594	30.0297	1.9297	0.0000
WAXAHACHIE ISD	MARVIN ELEMENTARY	26.8128	25.0000	1.8128	0.0000
WAXAHACHIE ISD	NORTHSIDE EL	35.4000	32.9793	2.4207	0.0000
WAXAHACHIE ISD	SHACKELFORD EL	31.7729	28.0674	3.7055	3.0009
WAXAHACHIE ISD	TURNER MIDDLE	24.2526	21.9433	2.3093	2.0002
WAXAHACHIE ISD	WAXAHACHIE H S	81.3554	69.5170	11.8384	5.9797
WAXAHACHIE ISD	WAXAHACHIE J H	54.4250	45.3007	9.1243	2.0000
WAXAHACHIE ISD	WAXAHACHIE NINTH GRADE ACADEMY	29.2723	22.0326	7.2397	3.1786
WAXAHACHIE ISD	WEDGEWORTH EL	38.6476	34.8603	3.7873	0.7168

District Name	Campus Name	Total FTE	In Field	Out of Field	No Certification
WEATHERFORD ISD	AUSTIN EL	31.1425	30.9229	0.2196	0.2196
WEATHERFORD ISD	BILL WRIGHT EL	40.0737	34.8630	5.2107	3.0678
WEATHERFORD ISD	BOSE IKARD ELEMENTARY	31.2595	28.9500	2.3095	2.0595
WEATHERFORD ISD	CROCKETT EL	37.0320	36.5942	0.4378	0.4378
WEATHERFORD ISD	CURTIS EL	40.8541	40.6684	0.1857	0.1857
WEATHERFORD ISD	DISTRICT ADMINISTRATION	1.0000	0.0000	1.0000	0.0000
WEATHERFORD ISD	HALL MS	34.3388	25.8105	8.5283	2.3154
WEATHERFORD ISD	JUAN SEGUIN ELEMENTARY	39.9356	35.8710	4.0646	3.3384
WEATHERFORD ISD	MARY MARTIN EL	34.0129	29.8779	4.1350	3.1350
WEATHERFORD ISD	PASS LEARNING CENTER	6.8003	6.0145	0.7858	0.0000
WEATHERFORD ISD	TISON MS	31.0669	21.4109	9.6560	4.8816
WEATHERFORD ISD	WEATHERFORD H S	65.4411	58.2223	7.2188	3.3370
WEATHERFORD ISD	WEATHERFORD H S NINTH GRADE CENTER	32.5686	23.1000	9.4686	6.1388
WEBB CONS ISD	BRUNI H S	14.0856	11.2712	2.8144	0.0000
WEBB CONS ISD	BRUNI MIDDLE	9.2101	6.8073	2.4028	0.0000
WEBB CONS ISD	OILTON EL	16.7062	16.7062	0.0000	0.0000
WEIMAR ISD	WEIMAR EL	20.1947	18.8578	1.3369	1.0000
WEIMAR ISD	WEIMAR H S	15.5415	11.0631	4.4784	0.0000
WEIMAR ISD	WEIMAR J H	8.5276	5.7024	2.8252	0.0000
WELLINGTON ISD	SHARED SERVICE ARRANGEMENTS	2.0000	2.0000	0.0000	0.0000
WELLINGTON ISD	WELLINGTON EL	19.0206	16.2291	2.7915	1.7915
WELLINGTON ISD	WELLINGTON H S	15.1658	12.9334	2.2324	0.3750
WELLINGTON ISD	WELLINGTON J H	11.7568	7.1606	4.5962	0.8335
WELLMAN-UNION CONS ISD	WELLMAN-UNION SCHOOL	16.9707	14.6619	2.3088	0.0000
WELLS ISD	WELLS EL	14.0714	11.9356	2.1358	1.0000
WELLS ISD	WELLS H S	9.0469	5.7137	3.3332	2.0000
WESLACO ISD	A N RICO EL	53.9990	46.5343	7.4647	2.9998
WESLACO ISD	AIRPORT EL	55.7437	50.1396	5.6041	3.7218
WESLACO ISD	ARMANDO CUELLAR MIDDLE	52.2473	42.4232	9.8241	5.9999
WESLACO ISD	BEATRIZ G GARZA MIDDLE SCHOOL	60.7408	48.8436	11.8972	4.0000
WESLACO ISD	CENTRAL MIDDLE	55.5760	41.9986	13.5774	4.1761
WESLACO ISD	CLECKLER/HEALD EL	51.8654	44.8005	7.0649	0.9999
WESLACO ISD	DISTRICT ADMINISTRATION	5.0000	2.0000	3.0000	0.0000
WESLACO ISD	DR R E MARGO EL	73.4916	70.5367	2.9549	2.0000
WESLACO ISD	HIDALGO COUNTY BOOT CAMP	1.0004	0.2334	0.7670	0.0000
WESLACO ISD	LOUISE BLACK ELEMENTARY	27.0000	22.3887	4.6113	2.0001
WESLACO ISD	MARY HOGE MIDDLE SCHOOL	52.9699	39.9185	13.0514	7.1836
WESLACO ISD	MEMORIAL EL	52.8878	43.3180	9.5698	4.0000
WESLACO ISD	NORTH BRIDGE EL	51.1670	41.7951	9.3719	4.3530
WESLACO ISD	RAUL A GONZALEZ JR ELEMENTARY	44.8660	35.8382	9.0278	1.9999
WESLACO ISD	RODOLFO RUDY SILVA JR ELEMENTARY	47.0001	38.0002	8.9999	4.0000
WESLACO ISD	SAM HOUSTON ELEMENTARY	40.2070	25.0331	15.1739	6.2072
WESLACO ISD	SOUTH PALM GARDENS H S	9.0321	4.8738	4.1583	2.9997
WESLACO ISD	WESLACO EAST HIGH SCHOOL	97.9913	74.7469	23.2444	12.7813
WESLACO ISD	WESLACO H S	132.5474	105.1927	27.3547	16.0237
WEST HARDIN COUNTY CONS ISD	WEST HARDIN EL	20.3708	20.2871	0.0837	0.0000
WEST HARDIN COUNTY CONS ISD	WEST HARDIN H S	13.7606	10.7794	2.9812	1.0002
WEST HARDIN COUNTY CONS ISD	WEST HARDIN MIDDLE SCHOOL	10.1001	6.5113	3.5888	1.0002
WEST HOUSTON CHARTER SCHOOL	WEST HOUSTON CHARTER	2.9925	0.4706	2.5219	2.0934
WEST HOUSTON	WEST HOUSTON CHARTER	7.6214	2.4706	5.1508	4.8292

District Name	Campus Name	Total FTE	In Field	Out of Field	No Certification
CHARTER SCHOOL	ELEMENTARY				
WEST ISD	BROOKHAVEN YOUTH RANCH	5.0000	5.0000	0.0000	0.0000
WEST ISD	WEST D A E P	1.3799	1.2423	0.1376	0.1376
WEST ISD	WEST EL	26.4547	26.3183	0.1364	0.0000
WEST ISD	WEST H S	33.8149	29.8922	3.9227	2.8626
WEST ISD	WEST INT	12.5512	11.4261	1.1251	1.0001
WEST ISD	WEST MIDDLE	24.2265	23.0710	1.1555	0.0000
WEST ORANGE-COVE CONS ISD	ANDERSON EL	26.5627	22.8237	3.7390	3.0000
WEST ORANGE-COVE CONS ISD	BANCROFT EL	26.0003	22.8151	3.1852	3.0000
WEST ORANGE-COVE CONS ISD	M B NORTH E C LRN CTR	17.0000	14.0000	3.0000	0.0000
WEST ORANGE-COVE CONS ISD	OATES EL	30.0002	26.8335	3.1667	3.0000
WEST ORANGE-COVE CONS ISD	WEST ORANGE-STARK H S	58.2118	42.3076	15.9042	8.0802
WEST ORANGE-COVE CONS ISD	WEST ORANGE-STARK MIDDLE	40.0638	33.1227	6.9411	0.0000
WEST OSO ISD	KENNEDY EL	22.5283	21.2473	1.2810	0.0000
WEST OSO ISD	WEST OSO ELEMENTARY SCHOOL	36.4070	33.7175	2.6895	2.6895
WEST OSO ISD	WEST OSO H S	29.4545	23.2519	6.2026	3.8346
WEST OSO ISD	WEST OSO JUNIOR HIGH SCHOOL	27.3945	22.7663	4.6282	1.8281
WEST RUSK ISD	WEST RUSK ELEMENTARY	25.4405	25.4405	0.0000	0.0000
WEST RUSK ISD	WEST RUSK H S	19.8180	16.1870	3.6310	0.7217
WEST RUSK ISD	WEST RUSK J H	14.4563	12.1800	2.2763	0.4220
WEST SABINE ISD	WEST SABINE EL	20.1481	19.1921	0.9560	0.9560
WEST SABINE ISD	WEST SABINE H S	20.1566	14.9136	5.2430	1.4965
WESTBROOK ISD	WESTBROOK SCHOOL	15.4491	13.1711	2.2780	1.0000
WESTHOFF ISD	WESTHOFF EL	5.9944	5.3428	0.6516	0.0000
WESTLAKE ACADEMY CHARTER SCHOOL	WESTLAKE ACADEMY	24.0513	16.5132	7.5381	5.3469
WESTPHALIA ISD	WESTPHALIA EL	10.8947	7.9512	2.9435	1.7962
WESTWOOD ISD	WESTWOOD EL	32.5739	31.5739	1.0000	1.0000
WESTWOOD ISD	WESTWOOD H S	32.4470	29.9199	2.5271	0.9998
WESTWOOD ISD	WESTWOOD J H	18.4844	13.8014	4.6830	0.8045
WESTWOOD ISD	WESTWOOD PRI	28.2712	26.0212	2.2500	2.0000
WHARTON ISD	C G SIVELLS EL	42.9999	38.9999	4.0000	4.0000
WHARTON ISD	C W DAWSON EL	36.3759	34.8523	1.5236	1.0001
WHARTON ISD	MINNIE MAE HOPPER EL	19.0000	18.7600	0.2400	0.0000
WHARTON ISD	WHARTON H S	44.0495	36.2556	7.7939	2.0023
WHARTON ISD	WHARTON J H	29.0830	21.9008	7.1822	2.7384
WHEELER ISD	WHEELER SCHOOL	26.8283	23.6785	3.1498	0.0000
WHITE DEER ISD	WHITE DEER EL	18.4312	16.2141	2.2171	0.0000
WHITE DEER ISD	WHITE DEER H S	14.0414	9.5373	4.5041	2.7030
WHITE OAK ISD	WHITE OAK H S	24.6811	22.0991	2.5820	1.5148
WHITE OAK ISD	WHITE OAK INT	19.0778	18.5777	0.5001	0.5001
WHITE OAK ISD	WHITE OAK MIDDLE	20.9719	17.0988	3.8731	2.0001
WHITE OAK ISD	WHITE OAK PRI	21.2303	16.5873	4.6430	4.5001
WHITE SETTLEMENT ISD	BLUE HAZE EL	33.5271	30.5271	3.0000	3.0000
WHITE SETTLEMENT ISD	BREWER H S	77.8234	61.8946	15.9288	10.8866
WHITE SETTLEMENT ISD	BREWER MIDDLE	44.0546	31.3836	12.6710	10.6710
WHITE SETTLEMENT ISD	LIBERTY EL	31.8024	26.0270	5.7754	3.7754
WHITE SETTLEMENT ISD	NORTH EL	51.6539	43.0539	8.6000	5.9999
WHITE SETTLEMENT	PHOENIX LEARNING CTR	0.5000	0.5000	0.0000	0.0000

District Name	Campus Name	Total FTE	In Field	Out of Field	No Certification
ISD					
WHITE SETTLEMENT ISD	TANNAHILL INT	44.1593	39.3984	4.7609	3.7607
WHITE SETTLEMENT ISD	WEST EL	28.4102	27.2969	1.1133	0.0000
WHITEFACE CONS ISD	WHITEFACE EL	15.6226	15.6226	0.0000	0.0000
WHITEFACE CONS ISD	WHITEFACE H S	21.9110	16.8445	5.0665	1.0001
WHITEHOUSE ISD	BROWN EL	19.4198	18.4198	1.0000	0.0000
WHITEHOUSE ISD	CAIN EL	38.1379	33.7699	4.3680	0.0000
WHITEHOUSE ISD	HIGGINS INT	45.5775	44.1705	1.4070	1.3752
WHITEHOUSE ISD	HOLLOWAY MIDDLE SCHOOL	33.6722	32.0468	1.6254	1.6254
WHITEHOUSE ISD	WHITEHOUSE A E P	2.6829	1.6826	1.0003	0.0000
WHITEHOUSE ISD	WHITEHOUSE H S	72.4541	65.0854	7.3687	2.5002
WHITEHOUSE ISD	WHITEHOUSE JUNIOR HIGH	35.2716	27.7868	7.4848	1.0001
WHITESBORO ISD	DISTRICT ADMINISTRATION	1.0000	0.0000	1.0000	0.0000
WHITESBORO ISD	WHITESBORO EL	20.3999	17.4000	2.9999	2.9999
WHITESBORO ISD	WHITESBORO H S	31.0957	25.1927	5.9030	1.4151
WHITESBORO ISD	WHITESBORO MIDDLE	24.9228	17.1002	7.8226	2.2026
WHITEWRIGHT ISD	WHITEWRIGHT EL	23.3464	20.9297	2.4167	0.0000
WHITEWRIGHT ISD	WHITEWRIGHT H S	21.0457	18.0850	2.9607	0.0000
WHITEWRIGHT ISD	WHITEWRIGHT MIDDLE	13.7013	9.6821	4.0192	0.0000
WHITHARRAL ISD	WHITHARRAL SCHOOL	16.6829	13.1140	3.5689	0.0000
WHITNEY ISD	HILL CO J J A E P	0.1071	0.1071	0.0000	0.0000
WHITNEY ISD	SHARED SERVICE ARRANGEMENTS	1.0000	0.0000	1.0000	0.0000
WHITNEY ISD	WHITNEY EL	24.4547	23.4547	1.0000	1.0000
WHITNEY ISD	WHITNEY H S	27.2862	19.4898	7.7964	3.8201
WHITNEY ISD	WHITNEY INT	15.9783	15.9783	0.0000	0.0000
WHITNEY ISD	WHITNEY MIDDLE SCHOOL	19.6925	14.7598	4.9327	2.0001
WICHITA FALLS ISD	ALAMO EL	33.0384	31.5381	1.5003	0.2191
WICHITA FALLS ISD	BARWISE J H	35.1134	31.4953	3.6181	2.0004
WICHITA FALLS ISD	BONHAM EL	17.2960	15.6538	1.6422	1.2473
WICHITA FALLS ISD	BROOK VILLAGE EARLY CHILDHOOD	14.5596	13.5596	1.0000	0.0000
WICHITA FALLS ISD	BURGESS EL	36.8264	35.5704	1.2560	1.0000
WICHITA FALLS ISD	CARRIGAN CTR	1.5427	1.5427	0.0000	0.0000
WICHITA FALLS ISD	CROCKETT EL	33.6200	32.1529	1.4671	0.8270
WICHITA FALLS ISD	CUNNINGHAM SCHOOL	38.2866	37.8999	0.3867	0.0000
WICHITA FALLS ISD	DENVER CTR	2.1915	2.0000	0.1915	0.0000
WICHITA FALLS ISD	FAIN EL	35.1537	34.9211	0.2326	0.0000
WICHITA FALLS ISD	FANNIN EL	19.2672	19.1344	0.1328	0.0775
WICHITA FALLS ISD	FOWLER EL	31.8481	29.5769	2.2712	1.9332
WICHITA FALLS ISD	FRANKLIN EL	36.9079	35.6159	1.2920	0.9332
WICHITA FALLS ISD	HARRELL ACCELERATED LEARNING CENTER	8.6476	7.2561	1.3915	0.0000
WICHITA FALLS ISD	HAYNES EL	19.9651	19.6832	0.2819	0.0000
WICHITA FALLS ISD	HIRSCHI HS	56.2115	39.7272	16.4843	11.4561
WICHITA FALLS ISD	HOUSTON EL	27.5986	25.4407	2.1579	1.0554
WICHITA FALLS ISD	HUEY EL	21.0756	20.7143	0.3613	0.1970
WICHITA FALLS ISD	JEFFERSON EL	27.6609	26.3452	1.3157	0.0000
WICHITA FALLS ISD	KIRBY MATH-SCIENCE CTR	34.0521	27.6054	6.4467	3.1285
WICHITA FALLS ISD	LAMAR EL	26.7897	25.1409	1.6488	1.3200
WICHITA FALLS ISD	MCGAHA EL	21.8016	21.5895	0.2121	0.0000
WICHITA FALLS ISD	MCNIEL J H	32.6212	28.9242	3.6970	1.5771
WICHITA FALLS ISD	MILAM EL	26.3955	25.6958	0.6997	0.0000
WICHITA FALLS ISD	PAUL IRWIN HEAD START CENTER	1.0276	0.0000	1.0276	0.0000
WICHITA FALLS ISD	RIDER H S	82.0059	69.5160	12.4899	5.4696

District Name	Campus Name	Total FTE	In Field	Out of Field	No Certification
WICHITA FALLS ISD	ROSEWOOD HEAD START	1.0000	1.0000	0.0000	0.0000
WICHITA FALLS ISD	SHEPPARD AFB EL	20.6195	20.3210	0.2985	0.1879
WICHITA FALLS ISD	WASHINGTON-JACKSON MATH/SCI	24.1296	22.9117	1.2179	1.0000
WICHITA FALLS ISD	WEST FOUNDATION EL	25.8031	24.4675	1.3356	1.0000
WICHITA FALLS ISD	WICHITA FALLS H S	78.1555	66.4560	11.6995	7.3628
WICHITA FALLS ISD	WICHITA FALLS SP ED CTR	4.3876	4.3323	0.0553	0.0000
WICHITA FALLS ISD	ZUNDELOWITZ J H	32.3477	26.9700	5.3777	2.4223
WILDORADO ISD	WILDORADO EL	8.3331	7.3332	0.9999	0.9999
WILLIS ISD	C C HARDY INT	41.3840	30.2425	11.1415	8.0000
WILLIS ISD	EDWARD B CANNAN ELEMENTARY SCHOOL	42.7178	32.9520	9.7658	8.4652
WILLIS ISD	LYNN LUCAS MIDDLE	30.8479	24.7846	6.0633	2.7584
WILLIS ISD	NEW MIDDLE SCHOOL	35.7792	27.8028	7.9764	2.6732
WILLIS ISD	PARMLEY EL	40.6962	38.7569	1.9393	1.0000
WILLIS ISD	STUBBLEFIELD ALTERNATIVE ACADEMY H	5.9995	3.2580	2.7415	0.0000
WILLIS ISD	TURNER EL	34.0319	31.4879	2.5440	1.5989
WILLIS ISD	WILLIS H S	71.9638	51.9553	20.0085	10.9399
WILLS POINT ISD	WILLS POINT H S	43.5310	35.6334	7.8976	3.9159
WILLS POINT ISD	WILLS POINT INT	37.1077	37.1077	0.0000	0.0000
WILLS POINT ISD	WILLS POINT J H	25.4004	21.2553	4.1451	0.8384
WILLS POINT ISD	WILLS POINT MIDDLE	21.0675	19.9630	1.1045	0.8984
WILLS POINT ISD	WILLS POINT PRI	28.7946	26.8909	1.9037	1.9037
WILSON ISD	WILSON SCHOOL	20.4349	18.3823	2.0526	1.8173
WIMBERLEY ISD	BOWEN INT	29.3282	28.0423	1.2859	0.2859
WIMBERLEY ISD	SCUDDER PRI	25.7094	20.7094	5.0000	1.0000
WIMBERLEY ISD	WIMBERLEY H S	41.7853	32.0462	9.7391	5.3957
WIMBERLEY ISD	WIMBERLEY J H	32.1620	19.6379	12.5241	5.0002
WINDTHORST ISD	WINDTHORST EL	12.3010	11.9095	0.3915	0.0000
WINDTHORST ISD	WINDTHORST H S	15.9881	13.2529	2.7352	0.9999
WINFIELD ISD	WINFIELD EL	13.7140	10.1407	3.5733	0.0000
WINFREE ACADEMY	WINFREE ACADEMY CHARTER SCHOOL IRV	10.3219	1.4064	8.9155	5.4721
WINFREE ACADEMY	WINFREE ACADEMY CHARTER SCHOOL LEW	8.7207	1.4631	7.2576	5.6289
WINFREE ACADEMY	WINFREE ACADEMY CHARTER SCHOOL RIC	10.7006	0.7438	9.9568	8.1351
WINFREE ACADEMY	WINFREE ACADEMY GRAPEVINE	10.0491	1.9433	8.1058	4.2554
WINK-LOVING ISD	WINK EL	18.3485	14.2320	4.1165	3.0000
WINK-LOVING ISD	WINK H S	22.7607	18.6512	4.1095	0.9999
WINNSBORO ISD	MEMORIAL MIDDLE	25.3453	20.5797	4.7656	0.5752
WINNSBORO ISD	WINNSBORO EL	38.4174	36.9174	1.5000	1.0000
WINNSBORO ISD	WINNSBORO H S	25.3849	21.2448	4.1401	2.3400
WINONA ISD	WINONA EL	30.5409	26.6211	3.9198	3.9198
WINONA ISD	WINONA H S	23.5185	15.7583	7.7602	3.1947
WINONA ISD	WINONA MIDDLE	16.6046	12.7994	3.8052	1.6381
WINTERS ISD	CEEC	1.0001	0.6666	0.3335	0.0000
WINTERS ISD	WINTERS EL	27.2735	26.4360	0.8375	0.0143
WINTERS ISD	WINTERS H S	14.2612	12.5385	1.7227	0.6393
WINTERS ISD	WINTERS J H	8.6727	7.2839	1.3888	1.3888
WODEN ISD	NACOGDOCHES BOYS RANCH	3.8750	3.8750	0.0000	0.0000
WODEN ISD	SHARED SERVICE ARRANGEMENTS	0.2407	0.2407	0.0000	0.0000
WODEN ISD	WODEN EL	31.4178	30.9893	0.4285	0.4285
WODEN ISD	WODEN H S	21.1581	20.0106	1.1475	0.2856
WODEN ISD	WODEN J H	11.7857	10.8084	0.9773	0.2858
WOLFE CITY ISD	WOLFE CITY EL	17.5831	16.4081	1.1750	1.0000
WOLFE CITY ISD	WOLFE CITY H S	14.3015	11.2769	3.0246	1.6751

District Name	Campus Name	Total FTE	In Field	Out of Field	No Certification
WOLFE CITY ISD	WOLFE CITY MIDDLE	10.5289	9.2273	1.3016	0.9626
WOODSBORO ISD	WOODSBORO EL	20.0672	18.7502	1.3170	1.0670
WOODSBORO ISD	WOODSBORO H S	16.2151	12.2298	3.9853	1.0000
WOODSBORO ISD	WOODSBORO J H	11.6427	11.3093	0.3334	0.0000
WOODSON ISD	WOODSON SCHOOL	14.0217	11.2895	2.7322	1.9133
WOODVILLE ISD	SHARED SERVICE ARRANGEMENTS	0.9679	0.0000	0.9679	0.0000
WOODVILLE ISD	WOODVILLE EL	23.0567	22.3830	0.6737	0.0000
WOODVILLE ISD	WOODVILLE H S	29.8576	24.1963	5.6613	2.3336
WOODVILLE ISD	WOODVILLE INT	24.0077	22.4359	1.5718	1.0000
WOODVILLE ISD	WOODVILLE MIDDLE	20.3446	13.9433	6.4013	4.0004
WORTHAM ISD	WORTHAM EL	16.6164	12.5197	4.0967	3.9999
WORTHAM ISD	WORTHAM H S	12.4613	9.3574	3.1039	2.1740
WORTHAM ISD	WORTHAM MIDDLE	7.3292	5.5750	1.7542	0.7000
WYLIE ISD	AB HARRISON INTERMEDIATE SCHOOL	36.2262	34.0580	2.1682	1.1573
WYLIE ISD	BUTTERFIELD EL	14.0638	12.0638	2.0000	2.0000
WYLIE ISD	COLLIN CO CO-OP	3.0727	2.0000	1.0727	1.0000
WYLIE ISD	DODD EL	39.4606	36.1033	3.3573	1.1573
WYLIE ISD	FRANK MCMILLAN JUNIOR HIGH SCHOOL	46.4793	31.7343	14.7450	5.8118
WYLIE ISD	GRADY BURNETT JUNIOR HIGH SCHOOL	34.2144	30.3400	3.8744	1.4842
WYLIE ISD	NEW INTERMEDIATE	58.2341	54.7337	3.5004	3.5004
WYLIE ISD	P M AKIN EL	38.3153	34.9069	3.4084	1.0000
WYLIE ISD	R F HARTMAN EL	34.2496	31.9996	2.2500	2.2500
WYLIE ISD	R V GROVES ELEMENTARY SCHOOL	37.1352	32.8004	4.3348	4.1348
WYLIE ISD	SHARED SERVICE ARRANGEMENTS	2.0000	2.0000	0.0000	0.0000
WYLIE ISD	T F BIRMINGHAM EL	41.3399	36.9999	4.3400	4.0900
WYLIE ISD	WYLIE EL	28.7210	28.1976	0.5234	0.0000
WYLIE ISD	WYLIE H S	174.9302	136.1592	38.7710	18.1659
WYLIE ISD	WYLIE INT	25.8715	25.8715	0.0000	0.0000
WYLIE ISD	WYLIE J H	27.7031	24.5064	3.1967	0.0000
WYLIE ISD	WYLIE MIDDLE	23.8068	23.5925	0.2143	0.0000
YANTIS ISD	YANTIS EL	15.0132	12.9594	2.0538	2.0000
YANTIS ISD	YANTIS SCHOOL	16.7029	11.5556	5.1473	2.0002
YES COLLEGE PREPARATORY SCHOOL	YES COLLEGE PREPARATORY SCHOOL	41.0716	8.3025	32.7691	29.7781
YOAKUM ISD	YOAKUM H S	28.8123	21.7705	7.0418	1.4155
YOAKUM ISD	YOAKUM INT	25.7673	24.4506	1.3167	1.2305
YOAKUM ISD	YOAKUM J H	22.1751	18.7073	3.4678	1.0820
YOAKUM ISD	YOAKUM PRI	28.5555	27.8625	0.6930	0.6930
YORKTOWN ISD	YORKTOWN EL	21.6932	20.3751	1.3181	0.9999
YORKTOWN ISD	YORKTOWN H S	13.3251	10.3196	3.0055	0.7613
YORKTOWN ISD	YORKTOWN J H	11.7818	8.9307	2.8511	1.0600
YSLETA ISD	ALICIA R CHACON INT	46.8018	38.0959	8.7059	3.8818
YSLETA ISD	ASCARATE EL	32.0000	31.0000	1.0000	1.0000
YSLETA ISD	BEL AIR H S	136.2503	110.0980	26.1523	13.9989
YSLETA ISD	CADWALLADER EL	28.0000	23.0000	5.0000	3.0000
YSLETA ISD	CAMINO REAL MIDDLE	36.5840	25.6244	10.9596	3.6941
YSLETA ISD	CAPISTRANO EL	47.9474	44.9474	3.0000	1.0000
YSLETA ISD	CEDAR GROVE EL	41.0000	38.0000	3.0000	1.0000
YSLETA ISD	CESAR CHAVEZ ACAD	11.3782	9.9093	1.4689	0.8308
YSLETA ISD	CESAR CHAVEZ ACADEMY J J A E P	3.6218	3.1724	0.4494	0.1693
YSLETA ISD	CESAR CHAVEZ MIDDLE SCHOOL	5.9998	4.9998	1.0000	1.0000

District Name	Campus Name	Total FTE	In Field	Out of Field	No Certification
YSLETA ISD	CONSTANCE HULBERT ELEMENTARY	32.0000	31.0000	1.0000	1.0000
YSLETA ISD	DEL NORTE HEIGHTS EL	41.0000	41.0000	0.0000	0.0000
YSLETA ISD	DEL VALLE H S	105.5718	88.7074	16.8644	7.9988
YSLETA ISD	DESERT VIEW MIDDLE	33.3055	21.4343	11.8712	5.3063
YSLETA ISD	DESERTAIRE EL	39.0000	37.0000	2.0000	1.0000
YSLETA ISD	DISTRICT ADMINISTRATION	39.2861	37.2861	2.0000	2.0000
YSLETA ISD	DISTRICT HOMEBOUND	9.0000	7.0000	2.0000	0.0000
YSLETA ISD	DOLPHIN TERRACE EL	42.0000	39.0000	3.0000	2.0000
YSLETA ISD	EAST POINT EL	52.0000	51.0000	1.0000	0.0000
YSLETA ISD	EASTWOOD H S	117.9301	96.8285	21.1016	12.9997
YSLETA ISD	EASTWOOD HEIGHTS EL	44.0000	42.0000	2.0000	0.0000
YSLETA ISD	EASTWOOD KNOLLS EL	42.1033	38.4893	3.6140	1.0000
YSLETA ISD	EASTWOOD MIDDLE	24.6332	16.3734	8.2598	2.8860
YSLETA ISD	EDGEMERE EL	44.7778	44.7778	0.0000	0.0000
YSLETA ISD	GLEN COVE EL	66.0000	64.0000	2.0000	1.0000
YSLETA ISD	HACIENDA HEIGHTS EL	46.0000	43.0000	3.0000	1.0000
YSLETA ISD	HILLCREST MIDDLE	27.2809	19.6868	7.5941	2.7151
YSLETA ISD	INDIAN RIDGE MIDDLE	26.8453	18.1312	8.7141	3.1209
YSLETA ISD	J M HANKS H S	142.4530	113.1425	29.3105	14.2489
YSLETA ISD	LANCASTER EL	45.0000	44.0000	1.0000	0.0000
YSLETA ISD	LE BARRON PARK EL	69.0000	67.0000	2.0000	1.0000
YSLETA ISD	LOMA TERRACE EL	55.0000	51.0000	4.0000	2.0000
YSLETA ISD	MARIAN MANOR EL	39.0000	38.0000	1.0000	1.0000
YSLETA ISD	MESA VISTA EL	33.0000	33.0000	0.0000	0.0000
YSLETA ISD	MISSION VALLEY EL	40.0000	39.0000	1.0000	1.0000
YSLETA ISD	NORTH LOOP EL	33.0000	29.0000	4.0000	2.0000
YSLETA ISD	NORTH STAR ELEMENTARY	37.0000	35.0000	2.0000	2.0000
YSLETA ISD	PARKLAND EL	40.0000	39.0000	1.0000	1.0000
YSLETA ISD	PARKLAND H S	85.9368	70.3255	15.6113	6.9994
YSLETA ISD	PARKLAND MIDDLE	37.8086	28.4921	9.3165	3.4967
YSLETA ISD	PASODALE EL	44.0000	41.0000	3.0000	1.0000
YSLETA ISD	PEBBLE HILLS EL	53.4380	47.0000	6.4380	4.0000
YSLETA ISD	PLATO ACADEMY	11.9030	9.7776	2.1254	0.0000
YSLETA ISD	PRESA EL	35.0000	32.0000	3.0000	0.0000
YSLETA ISD	RAMONA EL	28.0000	25.0000	3.0000	3.0000
YSLETA ISD	RANCHLAND HILLS MIDDLE	28.5932	21.1960	7.3972	0.8594
YSLETA ISD	RIO BRAVO MIDDLE	22.2384	12.3376	9.9008	1.2844
YSLETA ISD	RIVERSIDE H S	107.6347	85.0556	22.5791	11.0004
YSLETA ISD	RIVERSIDE MIDDLE	35.4786	25.8944	9.5842	4.7246
YSLETA ISD	ROBBIN E L WASHINGTON ELEMENTARY	34.9199	34.9199	0.0000	0.0000
YSLETA ISD	ROBERT F KENNEDY PRE-K CTR	23.9231	20.9231	3.0000	1.0000
YSLETA ISD	SAGELAND EL	37.0000	34.0000	3.0000	2.0000
YSLETA ISD	SCOTSDALE EL	52.7222	49.0000	3.7222	1.0000
YSLETA ISD	SOUTH LOOP EL	31.0000	28.0000	3.0000	1.0000
YSLETA ISD	TEJAS SCHOOL OF CHOICE	13.4209	11.3701	2.0508	1.0000
YSLETA ISD	THOMAS MANOR EL	38.4706	34.0000	4.4706	2.0000
YSLETA ISD	TIERRA DEL SOL EL	45.0000	41.0000	4.0000	3.0000
YSLETA ISD	VALLEY VIEW MIDDLE	36.8510	26.6449	10.2061	2.5782
YSLETA ISD	VISTA HILLS EL	46.0000	43.0000	3.0000	1.0000
YSLETA ISD	YSLETA EL	40.0000	38.0000	2.0000	1.0000
YSLETA ISD	YSLETA H S	112.5081	86.0232	26.4849	11.3592
YSLETA ISD	YSLETA MIDDLE	24.3685	15.7674	8.6011	2.7334
YSLETA ISD	YSLETA PK CTR	25.7778	24.0000	1.7778	0.0000
ZAPATA COUNTY ISD	BENAVIDES EL	8.0000	6.3442	1.6558	0.0000
ZAPATA COUNTY ISD	ZAPATA CENTRAL ELEMENTARY	35.0003	28.0002	7.0001	4.0001

District Name	Campus Name	Total FTE	In Field	Out of Field	No Certification
ZAPATA COUNTY ISD	ZAPATA H S	55.1077	39.9543	15.1534	4.3319
ZAPATA COUNTY ISD	ZAPATA MIDDLE SCHOOL	43.0649	21.8547	21.2102	1.9999
ZAPATA COUNTY ISD	ZAPATA NORTH EARLY CHILDHOOD CENTER	21.9996	13.8751	8.1245	4.0001
ZAPATA COUNTY ISD	ZAPATA SOUTH ELEMENTARY	38.0005	31.0005	7.0000	5.9999
ZAVALLA ISD	ZAVALLA EL	13.0000	13.0000	0.0000	0.0000
ZAVALLA ISD	ZAVALLA H S	18.5046	12.5290	5.9756	3.0000
ZEPHYR ISD	ZEPHYR EL	8.4523	8.4523	0.0000	0.0000
ZEPHYR ISD	ZEPHYR H S	9.4988	7.1852	2.3136	0.2856