


# State of Texas Assessments of Academic Readiness Alternate 2



**Raw Score Conversion Table**  
**Grade 3 Mathematics**  
**Spring 2019**

Raw Score	Scale Score	
0	112	Level I: Developing
1	158	
2	183	
3	198	
4	209	
5	219	
6	226	
7	233	
8	240	
9	246	
10	251	
11	256	
12	261	
13	266	
14	271	
15	275	
16	280	
17	284	
18	288	
19	292	
20	297	
21	300	Level II: Satisfactory
22	305	
23	309	
24	313	
25	318	
26	322	
27	327	
28	331	
29	336	
30	341	
31	347	Level III: Accomplished
32	352	
33	359	
34	366	
35	375	
36	383	
37	395	
38	412	
39	441	
40	492	

# State of Texas Assessments of Academic Readiness Alternate 2




**Raw Score Conversion Table**  
**Grade 3 Reading**  
**Spring 2019**

Raw Score	Scale Score	
0	108	Level I: Developing
1	154	
2	179	
3	194	
4	204	
5	213	
6	220	
7	226	
8	231	
9	237	
10	242	
11	246	
12	251	
13	255	
14	260	
15	264	
16	268	
17	273	
18	277	
19	281	
20	286	
21	290	
22	294	
23	300	Level II: Satisfactory
24	304	
25	308	
26	313	
27	318	
28	323	
29	328	
30	334	
31	340	
32	346	
33	352	
34	360	
35	368	
36	381	
37	390	
38	407	
39	435	
40	485	

\* Level III: Accomplished

# State of Texas Assessments of Academic Readiness Alternate 2




**Raw Score Conversion Table**  
**Grade 4 Mathematics**  
**Spring 2019**

Raw Score	Scale Score	
0	115	Level I: Developing
1	161	
2	187	
3	203	
4	214	
5	223	
6	231	
7	238	
8	244	
9	250	
10	255	
11	260	
12	265	
13	269	
14	273	
15	278	
16	282	
17	286	
18	290	
19	294	
20	298	
21	300	Level II: Satisfactory
22	305	
23	309	
24	314	
25	318	
26	322	
27	326	
28	331	
29	336	
30	341	
31	346	
32	352	
33	358	
34	365	
35	373	
36	387	Level III*
37	393	
38	410	
39	437	
40	486	

\* Level III: Accomplished

# State of Texas Assessments of Academic Readiness Alternate 2




**Raw Score Conversion Table**  
**Grade 4 Reading**  
**Spring 2019**

Raw Score	Scale Score	
0	100	Level I: Developing
1	147	
2	174	
3	190	
4	201	
5	210	
6	217	
7	223	
8	229	
9	234	
10	239	
11	244	
12	248	
13	252	
14	257	
15	261	
16	265	
17	269	
18	273	
19	277	
20	281	
21	285	
22	289	
23	293	
24	300	Level II: Satisfactory
25	302	
26	307	
27	312	
28	317	
29	322	
30	328	
31	334	
32	340	
33	347	
34	355	
35	364	
36	375	Level III*
37	384	
38	407	
39	437	
40	491	

\* Level III: Accomplished


# State of Texas Assessments of Academic Readiness Alternate 2



**Raw Score Conversion Table**  
**Grade 4 Writing**  
**Spring 2019**

Raw Score	Scale Score	
0	100	Level I: Developing
1	125	
2	156	
3	174	
4	187	
5	197	
6	205	
7	213	
8	219	
9	225	
10	231	
11	236	
12	242	
13	247	
14	251	
15	256	
16	261	
17	265	
18	270	
19	275	
20	279	
21	284	
22	289	
23	293	
24	300	Level II: Satisfactory
25	303	
26	308	
27	314	
28	319	
29	325	
30	331	
31	338	
32	344	Level III: Accomplished
33	352	
34	363	
35	370	
36	381	
37	395	
38	414	
39	447	
40	505	

# State of Texas Assessments of Academic Readiness Alternate 2




**Raw Score Conversion Table**  
**Grade 5 Mathematics**  
**Spring 2019**

Raw Score	Scale Score	
0	108	Level I: Developing
1	154	
2	179	
3	194	
4	206	
5	215	
6	224	
7	231	
8	237	
9	243	
10	248	
11	253	
12	258	
13	262	
14	267	
15	271	
16	275	
17	279	
18	283	
19	287	
20	291	
21	295	
22	300	Level II: Satisfactory
23	303	
24	307	
25	311	
26	315	
27	319	
28	324	
29	328	
30	333	
31	338	
32	344	
33	350	
34	357	
35	365	
36	379	Level III*
37	386	
38	402	
39	430	
40	480	

\* Level III: Accomplished

# State of Texas Assessments of Academic Readiness Alternate 2




**Raw Score Conversion Table**  
**Grade 5 Reading**  
**Spring 2019**

Raw Score	Scale Score	
0	100	Level I: Developing
1	120	
2	148	
3	164	
4	176	
5	185	
6	193	
7	201	
8	207	
9	214	
10	220	
11	225	
12	231	
13	237	
14	242	
15	248	
16	254	
17	259	
18	265	
19	270	
20	276	
21	281	
22	287	
23	293	
24	300	Level II: Satisfactory
25	304	
26	310	
27	315	
28	321	
29	327	
30	333	
31	340	
32	347	
33	354	
34	363	
35	372	
36	387	Level III*
37	398	
38	417	
39	450	
40	508	

\* Level III: Accomplished

# State of Texas Assessments of Academic Readiness Alternate 2



**Raw Score Conversion Table**  
**Grade 5 Science**  
**Spring 2019**

<b>Raw Score</b>	<b>Scale Score</b>	
0	115	Level I: Developing
1	162	
2	187	
3	202	
4	213	
5	221	
6	228	
7	235	
8	240	
9	246	
10	251	
11	255	
12	260	
13	264	
14	269	
15	273	
16	277	
17	281	
18	285	
19	289	
20	293	
21	298	
22	300	Level II: Satisfactory
23	306	
24	311	
25	315	
26	320	
27	324	
28	329	
29	334	
30	340	
31	345	
32	351	
33	358	
34	365	
35	374	
36	387	Level III*
37	396	
38	413	
39	442	
40	493	

\* Level III: Accomplished




# State of Texas Assessments of Academic Readiness Alternate 2



**Raw Score Conversion Table**  
**Grade 6 Mathematics**  
**Spring 2019**

Raw Score	Scale Score	
0	100	Level I: Developing
1	144	
2	171	
3	188	
4	199	
5	209	
6	217	
7	224	
8	231	
9	237	
10	243	
11	248	
12	253	
13	258	
14	263	
15	268	
16	273	
17	278	
18	283	
19	287	
20	292	
21	297	
22	300	Level II: Satisfactory
23	306	
24	311	
25	316	
26	321	
27	326	
28	331	
29	337	
30	342	
31	348	
32	355	
33	362	Level III: Accomplished
34	373	
35	379	
36	389	
37	403	
38	421	
39	452	
40	508	


# State of Texas Assessments of Academic Readiness Alternate 2



**Raw Score Conversion Table**  
**Grade 6 Reading**  
**Spring 2019**

Raw Score	Scale Score	
0	100	Level I: Developing
1	143	
2	168	
3	183	
4	194	
5	203	
6	210	
7	216	
8	222	
9	228	
10	233	
11	238	
12	243	
13	248	
14	253	
15	258	
16	262	
17	267	
18	272	
19	277	
20	281	
21	286	
22	291	
23	296	
24	300	Level II: Satisfactory
25	306	
26	311	
27	316	
28	322	
29	327	
30	333	
31	339	
32	346	
33	353	
34	361	Level III: Accomplished
35	371	
36	380	
37	393	
38	411	
39	442	
40	495	


# State of Texas Assessments of Academic Readiness Alternate 2



**Raw Score Conversion Table**  
**Grade 7 Mathematics**  
**Spring 2019**

Raw Score	Scale Score	
0	102	Level I: Developing
1	154	
2	182	
3	198	
4	210	
5	220	
6	228	
7	235	
8	241	
9	247	
10	252	
11	258	
12	263	
13	267	
14	272	
15	277	
16	281	
17	286	
18	290	
19	295	
20	300	Level II: Satisfactory
21	304	
22	308	
23	312	
24	317	
25	321	
26	326	
27	331	
28	336	
29	341	
30	346	
31	352	
32	358	
33	365	
34	375	Level III: Accomplished
35	381	
36	391	
37	404	
38	422	
39	453	
40	506	

# State of Texas Assessments of Academic Readiness Alternate 2




**Raw Score Conversion Table**  
**Grade 7 Reading**  
**Spring 2019**

Raw Score	Scale Score	
0	100	Level I: Developing
1	133	
2	160	
3	175	
4	186	
5	195	
6	202	
7	209	
8	215	
9	220	
10	226	
11	231	
12	236	
13	240	
14	245	
15	250	
16	254	
17	259	
18	264	
19	269	
20	273	
21	278	
22	283	
23	288	
24	293	
25	300	Level II: Satisfactory
26	303	
27	309	
28	314	
29	320	
30	326	
31	332	
32	339	
33	346	
34	354	
35	363	
36	371	Level III*
37	387	
38	406	
39	437	
40	491	

\* Level III: Accomplished


# State of Texas Assessments of Academic Readiness Alternate 2



**Raw Score Conversion Table**  
**Grade 7 Writing**  
**Spring 2019**

<b>Raw Score</b>	<b>Scale Score</b>	
0	100	Level I: Developing
1	132	
2	162	
3	179	
4	191	
5	201	
6	209	
7	216	
8	222	
9	228	
10	233	
11	238	
12	243	
13	248	
14	252	
15	257	
16	261	
17	265	
18	270	
19	274	
20	278	
21	282	
22	287	
23	291	
24	295	
25	300	Level II: Satisfactory
26	304	
27	309	
28	314	
29	319	
30	324	
31	330	
32	336	
33	343	
34	350	Level III: Accomplished
35	359	
36	368	
37	381	
38	399	
39	429	
40	483	


# State of Texas Assessments of Academic Readiness Alternate 2



**Raw Score Conversion Table**  
**Grade 8 Mathematics**  
**Spring 2019**

<b>Raw Score</b>	<b>Scale Score</b>	
0	100	Level I: Developing
1	149	
2	177	
3	194	
4	205	
5	215	
6	222	
7	229	
8	236	
9	241	
10	247	
11	252	
12	257	
13	261	
14	266	
15	271	
16	275	
17	280	
18	284	
19	288	
20	293	
21	297	
22	300	Level II: Satisfactory
23	306	
24	311	
25	315	
26	320	
27	325	
28	330	
29	336	
30	342	
31	348	
32	354	
33	365	Level III: Accomplished
34	369	
35	378	
36	389	
37	403	
38	421	
39	453	
40	508	


# State of Texas Assessments of Academic Readiness Alternate 2



**Raw Score Conversion Table**  
**Grade 8 Reading**  
**Spring 2019**

Raw Score	Scale Score	
0	101	Level I: Developing
1	147	
2	172	
3	186	
4	197	
5	205	
6	213	
7	219	
8	226	
9	231	
10	237	
11	242	
12	247	
13	252	
14	257	
15	262	
16	267	
17	272	
18	277	
19	282	
20	287	
21	292	
22	297	
23	300	Level II: Satisfactory
24	307	
25	312	
26	318	
27	323	
28	328	
29	334	
30	339	
31	345	
32	352	
33	358	Level III: Accomplished
34	366	
35	379	
36	385	
37	397	
38	415	
39	444	
40	495	

# State of Texas Assessments of Academic Readiness Alternate 2



**Raw Score Conversion Table**  
**Grade 8 Science**  
**Spring 2019**

Raw Score	Scale Score	
0	127	Level I: Developing
1	169	
2	192	
3	206	
4	216	
5	224	
6	231	
7	237	
8	243	
9	248	
10	253	
11	258	
12	262	
13	267	
14	271	
15	275	
16	279	
17	283	
18	287	
19	291	
20	295	
21	300	Level II: Satisfactory
22	303	
23	307	
24	311	
25	315	
26	319	
27	324	
28	328	
29	333	
30	338	
31	343	
32	348	
33	354	
34	361	
35	369	
36	382	Level III*
37	390	
38	406	
39	432	
40	478	

\* Level III: Accomplished




# State of Texas Assessments of Academic Readiness Alternate 2



**Raw Score Conversion Table**  
**Grade 8 Social Studies**  
**Spring 2019**

Raw Score	Scale Score	
0	100	Level I: Developing
1	142	
2	167	
3	182	
4	193	
5	202	
6	211	
7	218	
8	225	
9	231	
10	237	
11	243	
12	248	
13	253	
14	259	
15	264	
16	269	
17	273	
18	278	
19	283	
20	288	
21	293	
22	297	
23	300	Level II: Satisfactory
24	307	
25	312	
26	317	
27	322	
28	327	
29	332	
30	337	
31	343	
32	349	
33	356	Level III: Accomplished
34	363	
35	372	
36	382	
37	394	
38	412	
39	440	
40	490	

# State of Texas Assessments of Academic Readiness Alternate 2




## Raw Score Conversion Table

**Algebra I**

**Spring 2019**

Raw Score	Scale Score	
0	100	Level I: Developing
1	143	
2	172	
3	189	
4	201	
5	211	
6	219	
7	226	
8	233	
9	239	
10	244	
11	250	
12	255	
13	259	
14	264	
15	269	
16	273	
17	278	
18	282	
19	286	
20	290	
21	294	
22	300	Level II: Satisfactory
23	303	
24	307	
25	312	
26	316	
27	321	
28	325	
29	330	
30	336	
31	341	
32	348	
33	354	
34	361	Level III: Accomplished
35	371	
36	381	
37	395	
38	413	
39	445	
40	500	

# State of Texas Assessments of Academic Readiness Alternate 2



## Raw Score Conversion Table


Biology

Spring 2019

Raw Score	Scale Score	
0	128	Level I: Developing
1	169	
2	192	
3	205	
4	214	
5	222	
6	229	
7	236	
8	241	
9	247	
10	252	
11	257	
12	262	
13	266	
14	271	
15	275	
16	279	
17	284	
18	288	
19	292	
20	296	
21	300	Level II: Satisfactory
22	304	
23	308	
24	312	
25	316	
26	320	
27	324	
28	328	
29	333	
30	338	
31	343	
32	348	
33	354	
34	361	
35	368	
36	377	
37	383	Level III*
38	404	
39	430	
40	476	

\* Level III: Accomplished

# State of Texas Assessments of Academic Readiness Alternate 2




**Raw Score Conversion Table**

**English II**

**Spring 2019**

Raw Score	Scale Score	
0	100	Level I: Developing
1	132	
2	160	
3	177	
4	189	
5	199	
6	207	
7	215	
8	222	
9	228	
10	234	
11	240	
12	246	
13	252	
14	257	
15	262	
16	268	
17	273	
18	278	
19	283	
20	288	
21	293	
22	298	
23	300	Level II: Satisfactory
24	307	
25	312	
26	318	
27	323	
28	328	
29	334	
30	339	
31	346	
32	352	
33	359	Level III: Accomplished
34	366	
35	377	
36	387	
37	401	
38	420	
39	452	
40	508	

# State of Texas Assessments of Academic Readiness Alternate 2




## Raw Score Conversion Table

English I

Spring 2019

Raw Score	Scale Score	
0	100	Level I: Developing
1	145	
2	175	
3	191	
4	204	
5	213	
6	221	
7	228	
8	235	
9	240	
10	246	
11	251	
12	256	
13	261	
14	266	
15	270	
16	275	
17	279	
18	284	
19	288	
20	293	
21	297	
22	300	Level II: Satisfactory
23	306	
24	311	
25	315	
26	320	
27	325	
28	330	
29	335	
30	341	
31	347	
32	353	
33	360	
34	367	Level III: Accomplished
35	376	
36	387	
37	400	
38	419	
39	450	
40	505	

# State of Texas Assessments of Academic Readiness Alternate 2



## Raw Score Conversion Table

**U.S. History**

**Spring 2019**

Raw Score	Scale Score	
0	100	Level I: Developing
1	143	
2	167	
3	181	
4	191	
5	200	
6	207	
7	214	
8	220	
9	227	
10	233	
11	238	
12	244	
13	250	
14	255	
15	261	
16	266	
17	272	
18	277	
19	282	
20	287	
21	292	
22	296	
23	300	Level II: Satisfactory
24	306	
25	311	
26	316	
27	320	
28	325	
29	331	
30	336	
31	341	
32	347	
33	354	Level III: Accomplished
34	361	
35	368	
36	378	
37	390	
38	407	
39	435	
40	484	