

Practice Test – Grade 3 Math Answer Key

Item Position	Item Type	TEKS Alignment	Maximum Number of Points	Correct Answer(s)
1	Multiple Choice	3.3.7.C	1	A
2	Multiple Choice	3.2.4.D	1	D
3	Hotspot	3.1.3.F	2	Top middle (2/3) and top right (4/6) See Appendix 1.1
4	Multiple Choice	3.2.4.K	1	A
5	Hot Text	3.3.6.C	2	48, 40 See Appendix 1.2
6	Multiple Choice	3.2.5.C	1	C
7	Multiple Choice	3.1.3.D	1	A
8	Hotspot	3.3.6.B	2	Top Right and Bottom Right See Appendix 1.3
9	Multiple Choice	3.2.5.B	1	C
10	Multiple Choice	3.4.9.A	1	B
11	Inline Choice	3.2.5.E	2	times, 3 See Appendix 1.4
12	Multiple Choice	3.4.8.A	1	C
13	Multiple Choice	3.2.4.A	1	B
14	Multiple Choice	3.1.2.C	1	C
15	Multiple Choice	3.3.6.A	1	A
16	Multiple Select	3.2.5.A	2	B, D See Appendix 1.5
17	Multiple Choice	3.1.3.F	1	A
18	Multiple Choice	3.2.4.K	1	C
19	Multiple Choice	3.4.9.E	1	B
20	Multiple Choice	3.2.5.B	1	D
21	Multiple Choice	3.3.7.B	1	B
22	Equation	3.2.4.A	1	954 See Appendix 1.6
23	Multiple Choice	3.1.3.H	1	B
24	Multiple Choice	3.2.4.H	1	B
25	Hot Text	3.4.8.A	2	7, 10, 4 See Appendix 1.7
26	Multiple Choice	3.1.2.D	1	A
27	Multiple Choice	3.3.6.A	1	D
28	Multiple Choice	3.1.2.A	1	C
29	Multiple Choice	3.2.4.E	1	D
30	Multiple Select	3.1.4.I	2	B: 65 D: 93 See Appendix 1.8

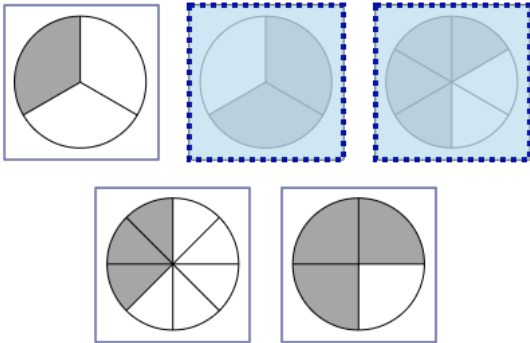
Practice Test – Grade 3 Math

Appendix

1.1

Each model shown is shaded to represent a fraction. Which models are shaded to represent fractions equivalent to $\frac{2}{3}$?

Select **TWO** correct answers.



1.2

The tops of two boxes will be completely covered with 1-inch square tiles.

- Box 1 will be covered with 6 rows of 8 tiles each.
- Box 2 will be covered with 10 rows of 4 tiles each.

What is the area of the top of each box in square inches?

Move the correct answer to each box. Each answer may be used more than once. Not all answers will be used.

14 24 28 40 48

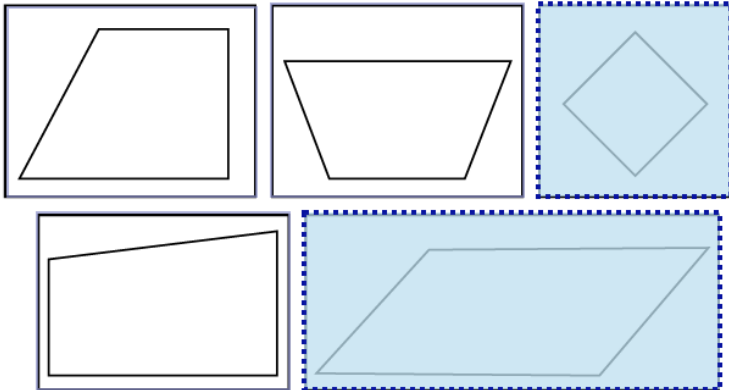
Area of the top of Box 1: square inches

Area of the top of Box 2: square inches

1.3

Which figures appear to be parallelograms?

Select **TWO** correct answers.



1.4

The table shows the relationship between the number of toy robots a company makes and the number of wheels needed for those robots.

Wheels Needed for Toy Robots

Robots Made	3	8	13	18
Wheels Needed	9	24	39	54

What is the relationship between the number of robots made and the number of wheels needed?

Choose the correct answer from each drop-down menu to complete the sentence.

The number of wheels needed is equal to the number of robots .

1.5

Skye completed 3 levels of a computer game.

- She won 465 points in Level 1.
- She lost 192 points in Level 2.
- She won 309 points in Level 3.

Which equations can be used to find the total number of points Skye had at the end of Level 3?

Select **TWO** correct answers.

$465 + 309 =$

$465 + 309 - 192 =$

$465 + 309 + 192 =$

$465 - 192 + 309 =$

$465 - 192 =$

1.6

A park was visited by 356 adults and 598 children last week. What was the total number of adults and children who visited the park last week?

Enter your answer in the box provided.

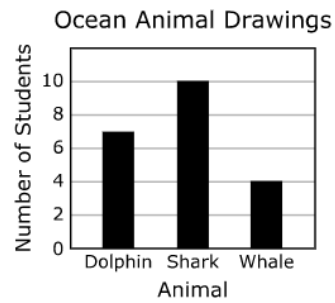
954



1	2	3
4	5	6
7	8	9
0	$\frac{\square}{\square}$	

1.7

Each student in a class drew an ocean animal. The bar graph shows how many students drew each animal.



Complete the table so that it represents the data in the bar graph.

Move the correct answer to each box. Each answer may be used more than once. Not all answers will be used.

1 2 3 4 5 6 7 8 9 10

Ocean Animal Drawings

Animal	Number of Students
Dolphin	7
Shark	10
Whale	4

1.8

Which numbers are odd numbers?

Select **TWO** correct answers.

54

65

82

36

93