

TELPAS Spring 2025

Grades 9–12 Listening and Speaking Answer Key



Item Number	Item Type	Language Domain	Reporting Category	ELPS Student Expectation	Maximum Number of Points	Correct Answer
1	Hotspot	Listening	1	2C	1	See Appendix 1.1
2	Multiple Choice	Listening	2	2I	1	D
3	Multiple Choice	Listening	2	2G	1	D
4	Multiple Choice	Listening	2	2G	1	A
5	Multiple Choice	Listening	1	2E	1	B
6	Multiple Choice	Listening	3	2H	1	B
7	Multiple Choice	Listening	3	2H	1	A
8	Speech Capture	Speaking	2	3J	4	See 4-point speaking rubric
9	Speech Capture	Speaking	1	3F	2	See 2-point speaking rubric
10	Multiple Choice	Listening	2	2I	1	C
11	Multiple Choice	Listening	3	2H	1	A
12	Multiple Choice	Listening	2	2G	1	A
13	Multiple Choice	Listening	2	2G	1	B
14	Multiple Choice	Listening	3	2H	1	A
15	Multiple Choice	Listening	2	2G	1	D
16	Speech Capture	Speaking	1	3H	4	See 4-point speaking rubric
17	Speech Capture	Speaking	2	3G	4	See 4-point speaking rubric
18	Speech Capture	Speaking	2	3G	4	See 4-point speaking rubric
19	Hotspot	Listening	1	2C	1	See Appendix 1.2
20	Multiple Choice	Listening	2	2I	1	C
21	Multiple Choice	Listening	1	2E	1	A
22	Multiple Choice	Listening	2	2G	1	C
23	Multiple Choice	Listening	2	2G	1	C
24	Multiple Choice	Listening	3	2H	1	B
25	Multiple Choice	Listening	2	2G	1	A
26	Speech Capture	Speaking	1	3H	4	See 4-point speaking rubric
27	Speech Capture	Speaking	2	3J	4	See 4-point speaking rubric
28	Speech Capture	Speaking	2	3G	4	See 4-point speaking rubric
29	Multiple Choice	Listening	2	2I	1	D
30	Multiple Choice	Listening	2	2I	1	D
31	Multiple Choice	Listening	2	2G	1	C
32	Multiple Choice	Listening	2	2G	1	A
33	Multiple Choice	Listening	2	2G	1	A
34	Multiple Choice	Listening	3	2H	1	D
35	Multiple Choice	Listening	1	2E	1	B
36	Speech Capture	Speaking	1	3H	4	See 4-point speaking rubric
37	Speech Capture	Speaking	1	3F	2	See 2-point speaking rubric

Appendix

1.1

Audio Transcript: Click on the object that is made of a single slender piece of metal. It has a pointed tip at one end and a small narrow opening at the other end.*

Listen to the audio. Follow the directions you hear.



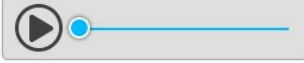
© Denis Dymov/Shutterstock.com, © Shutterstock.com/Powert5, © Shutterstock.com/Vladimir
© Shutterstock.com/stock.adobe.com, © Shutterstock.com/stock.adobe.com, © Shutterstock.com/stock.adobe.com

**An audio transcript is not available to students during the test.*

1.2

Audio Transcript*: Click on the instrument that can help you decide if you need to put on a coat before going outside.

Listen to the audio. Follow the directions you hear.



© 2000 by Pearson Education, Inc. All rights reserved. © 2000 by Pearson Education, Inc. All rights reserved. © 2000 by Pearson Education, Inc. All rights reserved.

*An audio transcript is not available to students during the test.