

TELPAS Spring 2025

Grades 4–5 Listening and Speaking Answer Key


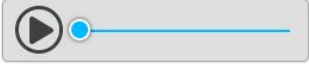
Item Number	Item Type	Language Domain	Reporting Category	ELPS Student Expectation	Maximum Number of Points	Correct Answer
1	Hotspot	Listening	1	2C	1	See Appendix 1.1
2	Multiple Choice	Listening	2	2I	1	A
3	Multiple Choice	Listening	1	2E	1	A
4	Multiple Choice	Listening	2	2G	1	C
5	Multiple Choice	Listening	2	2G	1	D
6	Multiple Choice	Listening	3	2H	1	D
7	Multiple Choice	Listening	2	2G	1	B
8	Multiple Choice	Listening	2	2G	1	D
9	Speech Capture	Speaking	1	3H	4	See 4-point speaking rubric
10	Speech Capture	Speaking	1	3F	2	See 2-point speaking rubric
11	Speech Capture	Speaking	2	3G	4	See 4-point speaking rubric
12	Multiple Choice	Listening	2	2I	1	A
13	Multiple Choice	Listening	2	2G	1	B
14	Multiple Choice	Listening	1	2E	1	C
15	Multiple Choice	Listening	2	2G	1	A
16	Multiple Choice	Listening	2	2G	1	C
17	Multiple Choice	Listening	3	2H	1	D
18	Speech Capture	Speaking	2	3J	4	See 4-point speaking rubric
19	Speech Capture	Speaking	1	3H	4	See 4-point speaking rubric
20	Hotspot	Listening	1	2C	1	See Appendix 1.2
21	Multiple Choice	Listening	2	2I	1	C
22	Multiple Choice	Listening	2	2G	1	D
23	Multiple Choice	Listening	3	2H	1	A
24	Multiple Choice	Listening	2	2G	1	C
25	Multiple Choice	Listening	2	2G	1	A
26	Multiple Choice	Listening	3	2H	1	B
27	Speech Capture	Speaking	1	3H	4	See 4-point speaking rubric
28	Speech Capture	Speaking	2	3G	4	See 4-point speaking rubric
29	Hotspot	Listening	1	2C	1	See Appendix 1.3
30	Multiple Choice	Listening	2	2I	1	B
31	Multiple Choice	Listening	2	2G	1	B
32	Multiple Choice	Listening	2	2G	1	A
33	Multiple Choice	Listening	3	2H	1	D
34	Multiple Choice	Listening	3	2H	1	C
35	Speech Capture	Speaking	2	3J	4	See 4-point speaking rubric
36	Speech Capture	Speaking	2	3J	4	See 4-point speaking rubric
37	Speech Capture	Speaking	1	3F	2	See 2-point speaking rubric

Appendix

1.1

Audio Transcript*: Click on something soft, warm, and fuzzy.

Listen to the audio. Follow the directions you hear.

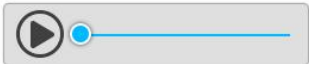


*An audio transcript is not available to students during the test.

1.2

Audio Transcript*: Click on the part of a lamp that a person presses, turns, or pulls to make the lamp give off light.

Listen to the audio. Follow the directions you hear.



*An audio transcript is not available to students during the test.

1.3

Audio Transcript: Click on the two road signs that contain no letters or numbers.*

Listen to the audio. Follow the directions you hear.



**An audio transcript is not available to students during the test.*