


State of Texas Assessments of Academic Readiness Alternate 2



Raw Score Conversion Table


Grade 3 Reading

Spring 2017

Raw Score	Scale Score	
0	108	Level I: Developing
1	155	
2	181	
3	195	
4	206	
5	214	
6	221	
7	228	
8	234	
9	239	
10	244	
11	249	
12	253	
13	258	
14	262	
15	267	
16	271	
17	275	
18	279	
19	284	
20	288	
21	292	
22	297	
23	300	Level II: Satisfactory
24	306	
25	310	
26	315	
27	320	
28	325	
29	330	
30	335	
31	340	
32	346	
33	353	
34	360	
35	368	Level III*
36	381	
37	390	
38	407	
39	435	
40	485	

* Level III: Accomplished

State of Texas Assessments of Academic Readiness Alternate 2



Raw Score Conversion Table


Grade 3 Reading

Spring 2017

Raw Score	Scale Score	
0	108	Level I: Developing
1	155	
2	181	
3	195	
4	206	
5	214	
6	221	
7	228	
8	234	
9	239	
10	244	
11	249	
12	253	
13	258	
14	262	
15	267	
16	271	
17	275	
18	279	
19	284	
20	288	
21	292	
22	297	
23	300	Level II: Satisfactory
24	306	
25	310	
26	315	
27	320	
28	325	
29	330	
30	335	
31	340	
32	346	
33	353	
34	360	
35	368	
36	381	Level III*
37	390	
38	407	
39	435	
40	485	

* Level III: Accomplished

State of Texas Assessments of Academic Readiness Alternate 2




Raw Score Conversion Table
Grade 4 Mathematics
Spring 2017

<u>Raw Score</u>	<u>Scale Score</u>	
0	123	Level I: Developing
1	169	
2	194	
3	209	
4	220	
5	228	
6	235	
7	242	
8	247	
9	253	
10	258	
11	262	
12	267	
13	271	
14	275	
15	279	
16	283	
17	287	
18	291	
19	295	
20	300	Level II: Satisfactory
21	303	
22	307	
23	311	
24	315	
25	319	
26	324	
27	328	
28	333	
29	338	
30	343	
31	348	
32	354	
33	360	
34	367	
35	375	
36	387	Level III*
37	397	
38	413	
39	441	
40	490	

* Level III: Accomplished

State of Texas Assessments of Academic Readiness Alternate 2



Raw Score Conversion Table


Grade 4 Reading

Spring 2017

Raw Score	Scale Score	
0	100	Level I: Developing
1	141	
2	168	
3	184	
4	195	
5	204	
6	212	
7	219	
8	225	
9	230	
10	235	
11	240	
12	245	
13	250	
14	254	
15	258	
16	263	
17	267	
18	271	
19	275	
20	280	
21	284	
22	288	
23	293	
24	297	
25	300	Level II: Satisfactory
26	306	
27	311	
28	316	
29	322	
30	327	
31	333	
32	339	
33	346	
34	353	
35	362	
36	372	
37	384	Level III*
38	403	
39	433	
40	486	

* Level III: Accomplished

State of Texas Assessments of Academic Readiness Alternate 2




Raw Score Conversion Table

Grade 4 Writing

Spring 2017

Raw Score	Scale Score	
0	100	Level I: Developing
1	127	
2	158	
3	176	
4	189	
5	199	
6	208	
7	216	
8	222	
9	229	
10	235	
11	240	
12	245	
13	251	
14	256	
15	261	
16	265	
17	270	
18	275	
19	280	
20	284	
21	289	
22	294	
23	300	Level II: Satisfactory
24	303	
25	308	
26	313	
27	318	
28	324	
29	329	
30	335	
31	341	
32	347	
33	354	Level III: Accomplished
34	363	
35	371	
36	382	
37	395	
38	414	
39	446	
40	503	


State of Texas Assessments of Academic Readiness Alternate 2



Raw Score Conversion Table
Grade 5 Mathematics
Spring 2017

<u>Raw Score</u>	<u>Scale Score</u>	
0	113	Level I: Developing
1	159	
2	184	
3	200	
4	211	
5	220	
6	228	
7	235	
8	241	
9	247	
10	253	
11	259	
12	264	
13	269	
14	273	
15	278	
16	283	
17	287	
18	292	
19	296	
20	300	Level II: Satisfactory
21	304	
22	309	
23	313	
24	317	
25	322	
26	326	
27	331	
28	336	
29	340	
30	346	
31	351	
32	357	
33	363	
34	370	
35	379	Level III: Accomplished
36	388	
37	400	
38	417	
39	446	
40	496	

State of Texas Assessments of Academic Readiness Alternate 2



Raw Score Conversion Table


Grade 5 Reading

Spring 2017

Raw Score	Scale Score	
0	100	Level I: Developing
1	125	
2	152	
3	168	
4	180	
5	189	
6	197	
7	204	
8	211	
9	217	
10	223	
11	228	
12	234	
13	239	
14	245	
15	250	
16	256	
17	261	
18	267	
19	272	
20	278	
21	283	
22	289	
23	295	
24	300	Level II: Satisfactory
25	306	
26	312	
27	318	
28	324	
29	331	
30	337	
31	344	
32	351	
33	359	
34	367	
35	377	
36	387	Level III*
37	402	
38	422	
39	454	
40	512	

* Level III: Accomplished

State of Texas Assessments of Academic Readiness Alternate 2



Raw Score Conversion Table


Grade 5 Science

Spring 2017

Raw Score	Scale Score	
0	112	Level I: Developing
1	160	
2	186	
3	201	
4	212	
5	221	
6	228	
7	235	
8	241	
9	246	
10	251	
11	256	
12	261	
13	266	
14	271	
15	275	
16	279	
17	284	
18	288	
19	293	
20	297	
21	300	Level II: Satisfactory
22	306	
23	311	
24	315	
25	320	
26	324	
27	329	
28	334	
29	339	
30	345	
31	350	
32	356	
33	363	
34	370	
35	379	
36	387	Level III*
37	401	
38	418	
39	447	
40	498	

* Level III: Accomplished

State of Texas Assessments of Academic Readiness Alternate 2




Raw Score Conversion Table

Grade 6 Mathematics

Spring 2017

Raw Score	Scale Score	
0	100	Level I: Developing
1	138	
2	166	
3	182	
4	194	
5	204	
6	213	
7	220	
8	227	
9	233	
10	240	
11	246	
12	251	
13	257	
14	262	
15	267	
16	273	
17	278	
18	283	
19	288	
20	293	
21	300	Level II: Satisfactory
22	303	
23	308	
24	314	
25	319	
26	324	
27	330	
28	336	
29	342	
30	348	
31	354	
32	361	
33	373	Level III: Accomplished
34	378	
35	387	
36	399	
37	413	
38	432	
39	464	
40	520	

State of Texas Assessments of Academic Readiness Alternate 2



Raw Score Conversion Table


Grade 6 Reading

Spring 2017

Raw Score	Scale Score	
0	100	Level I: Developing
1	140	
2	166	
3	182	
4	193	
5	201	
6	209	
7	215	
8	221	
9	227	
10	232	
11	237	
12	242	
13	246	
14	251	
15	255	
16	260	
17	264	
18	269	
19	273	
20	278	
21	283	
22	287	
23	292	
24	297	
25	300	Level II: Satisfactory
26	307	
27	312	
28	317	
29	322	
30	328	
31	334	
32	341	
33	348	
34	356	
35	365	Level III*
36	371	
37	390	
38	408	
39	440	
40	494	

* Level III: Accomplished

State of Texas Assessments of Academic Readiness Alternate 2




Raw Score Conversion Table

Grade 7 Mathematics

Spring 2017

Raw Score	Scale Score	
0	102	Level I: Developing
1	151	
2	179	
3	194	
4	206	
5	215	
6	223	
7	230	
8	237	
9	243	
10	249	
11	254	
12	259	
13	264	
14	269	
15	274	
16	278	
17	283	
18	288	
19	292	
20	297	
21	300	Level II: Satisfactory
22	306	
23	311	
24	315	
25	320	
26	325	
27	330	
28	335	
29	340	
30	345	
31	351	Level III: Accomplished
32	357	
33	364	
34	375	
35	380	
36	390	
37	403	
38	421	
39	451	
40	504	

State of Texas Assessments of Academic Readiness Alternate 2




Raw Score Conversion Table

Grade 7 Reading

Spring 2017

Raw Score	Scale Score	
0	100	Level I: Developing
1	135	
2	161	
3	176	
4	187	
5	196	
6	203	
7	209	
8	215	
9	221	
10	226	
11	231	
12	236	
13	241	
14	246	
15	251	
16	256	
17	261	
18	266	
19	271	
20	276	
21	281	
22	287	
23	292	
24	300	Level II: Satisfactory
25	303	
26	308	
27	314	
28	319	
29	325	
30	331	
31	337	
32	344	
33	351	
34	359	
35	371	Level III: Accomplished
36	379	
37	392	
38	411	
39	442	
40	496	

State of Texas Assessments of Academic Readiness Alternate 2




Raw Score Conversion Table

Grade 7 Writing

Spring 2017

Raw Score	Scale Score	
0	100	Level I: Developing
1	134	
2	163	
3	180	
4	192	
5	202	
6	210	
7	217	
8	224	
9	230	
10	235	
11	241	
12	246	
13	251	
14	255	
15	260	
16	265	
17	269	
18	273	
19	278	
20	282	
21	286	
22	291	
23	295	
24	300	Level II: Satisfactory
25	304	
26	308	
27	313	
28	317	
29	322	
30	328	
31	333	
32	339	
33	346	
34	353	
35	359	Level III: Accomplished
36	372	
37	384	
38	402	
39	433	
40	487	

State of Texas Assessments of Academic Readiness Alternate 2




Raw Score Conversion Table

Grade 8 Mathematics

Spring 2017

Raw Score	Scale Score	
0	100	Level I: Developing
1	133	
2	160	
3	176	
4	188	
5	197	
6	206	
7	213	
8	220	
9	226	
10	232	
11	238	
12	243	
13	248	
14	254	
15	259	
16	264	
17	269	
18	274	
19	278	
20	283	
21	288	
22	293	
23	298	
24	300	Level II: Satisfactory
25	307	
26	312	
27	317	
28	322	
29	328	
30	333	
31	339	
32	345	
33	352	
34	360	Level III: Accomplished
35	365	
36	379	
37	392	
38	410	
39	440	
40	494	

State of Texas Assessments of Academic Readiness Alternate 2



Raw Score Conversion Table


Grade 8 Reading

Spring 2017

Raw Score	Scale Score	
0	100	Level I: Developing
1	148	
2	174	
3	189	
4	200	
5	208	
6	216	
7	223	
8	229	
9	234	
10	240	
11	245	
12	250	
13	254	
14	259	
15	264	
16	268	
17	273	
18	277	
19	281	
20	286	
21	290	
22	295	Level II: Satisfactory
23	300	
24	303	
25	308	
26	312	
27	317	
28	322	
29	327	
30	332	
31	338	
32	344	
33	351	
34	358	
35	366	
36	379	Level III*
37	389	
38	406	
39	436	
40	486	

* Level III: Accomplished

State of Texas Assessments of Academic Readiness Alternate 2



Raw Score Conversion Table


Grade 8 Science

Spring 2017

Raw Score	Scale Score	
0	129	Level I: Developing
1	169	
2	191	
3	204	
4	213	
5	221	
6	228	
7	234	
8	240	
9	246	
10	251	
11	256	
12	262	
13	266	
14	271	
15	276	
16	281	
17	285	
18	290	
19	294	
20	300	Level II: Satisfactory
21	303	
22	307	
23	312	
24	316	
25	321	
26	325	
27	329	
28	334	
29	339	
30	344	
31	349	
32	355	
33	361	
34	368	
35	375	
36	382	Level III*
37	395	
38	411	
39	437	
40	483	

* Level III: Accomplished


State of Texas Assessments of Academic Readiness Alternate 2



Raw Score Conversion Table
Grade 8 Social Studies
Spring 2017

<u>Raw Score</u>	<u>Scale Score</u>	
0	101	Level I: Developing
1	142	
2	166	
3	181	
4	192	
5	201	
6	210	
7	217	
8	224	
9	231	
10	237	
11	243	
12	249	
13	255	
14	260	
15	265	
16	271	
17	276	
18	281	
19	286	
20	291	
21	295	
22	300	Level II: Satisfactory
23	305	
24	310	
25	314	
26	319	
27	324	
28	329	
29	334	
30	339	
31	344	
32	350	
33	356	
34	363	Level III: Accomplished
35	372	
36	380	
37	392	
38	408	
39	436	
40	484	

State of Texas Assessments of Academic Readiness Alternate 2




Raw Score Conversion Table

Algebra I

Spring 2017

Raw Score	Scale Score	
0	100	Level I: Developing
1	141	
2	169	
3	185	
4	197	
5	206	
6	215	
7	222	
8	229	
9	235	
10	241	
11	247	
12	252	
13	258	
14	263	
15	268	
16	273	
17	278	
18	282	
19	287	
20	292	
21	296	
22	300	Level II: Satisfactory
23	305	
24	310	
25	315	
26	319	
27	324	
28	329	
29	334	
30	340	
31	345	
32	351	
33	361	Level III: Accomplished
34	366	
35	374	
36	384	
37	397	
38	415	
39	446	
40	501	

State of Texas Assessments of Academic Readiness Alternate 2



Raw Score Conversion Table


Biology

Spring 2017

Raw Score	Scale Score	
0	123	Level I: Developing
1	163	
2	185	
3	199	
4	209	
5	217	
6	225	
7	231	
8	237	
9	243	
10	249	
11	254	
12	259	
13	264	
14	269	
15	273	
16	278	
17	282	
18	286	
19	290	
20	294	
21	300	Level II: Satisfactory
22	303	
23	307	
24	311	
25	315	
26	319	
27	323	
28	327	
29	332	
30	337	
31	341	
32	347	
33	352	
34	359	
35	366	
36	375	
37	383	Level III*
38	401	
39	426	
40	471	

* Level III: Accomplished

State of Texas Assessments of Academic Readiness Alternate 2




Raw Score Conversion Table

English I

Spring 2017

Raw Score	Scale Score	
0	100	Level I: Developing
1	145	
2	174	
3	190	
4	202	
5	212	
6	220	
7	226	
8	233	
9	239	
10	244	
11	249	
12	254	
13	259	
14	264	
15	269	
16	273	
17	278	
18	282	
19	287	
20	291	
21	296	
22	300	Level II: Satisfactory
23	305	
24	309	
25	314	
26	319	
27	324	
28	329	
29	334	
30	340	
31	346	
32	353	
33	360	
34	367	Level III: Accomplished
35	376	
36	387	
37	401	
38	419	
39	451	
40	506	

State of Texas Assessments of Academic Readiness Alternate 2




Raw Score Conversion Table

English II

Spring 2017

Raw Score	Scale Score	
0	100	Level I: Developing
1	140	
2	171	
3	188	
4	201	
5	211	
6	220	
7	227	
8	234	
9	240	
10	246	
11	252	
12	257	
13	262	
14	267	
15	272	
16	276	
17	281	
18	286	
19	290	
20	295	
21	300	Level II: Satisfactory
22	304	
23	308	
24	313	
25	317	
26	322	
27	327	
28	332	
29	337	
30	343	
31	348	
32	355	
33	361	Level III: Accomplished
34	366	
35	378	
36	388	
37	401	
38	420	
39	451	
40	506	

State of Texas Assessments of Academic Readiness Alternate 2



Raw Score Conversion Table


U.S. History

Spring 2017

Raw Score	Scale Score	
0	100	Level I: Developing
1	142	
2	166	
3	180	
4	190	
5	198	
6	206	
7	212	
8	218	
9	224	
10	229	
11	235	
12	240	
13	245	
14	250	
15	254	
16	259	
17	264	
18	268	
19	273	
20	277	
21	282	
22	287	
23	291	
24	296	
25	300	Level II: Satisfactory
26	305	
27	310	
28	315	
29	320	
30	325	
31	331	
32	337	
33	344	
34	351	
35	359	
36	368	Level III*
37	381	
38	398	
39	426	
40	475	

* Level III: Accomplished


State of Texas Assessments of Academic Readiness Alternate 2



Raw Score Conversion Table
Grade 7 Mathematics
Spring 2017

<u>Raw Score</u>	<u>Scale Score</u>	
0	102	Level I: Developing
1	151	
2	179	
3	194	
4	206	
5	215	
6	223	
7	230	
8	237	
9	243	
10	249	
11	254	
12	259	
13	264	
14	269	
15	274	
16	278	
17	283	
18	288	
19	292	
20	297	
21	300	Level II: Satisfactory
22	306	
23	311	
24	315	
25	320	
26	325	
27	330	
28	335	
29	340	
30	345	
31	351	Level III: Accomplished
32	357	
33	364	
34	375	
35	380	
36	390	
37	403	
38	421	
39	451	
40	504	

State of Texas Assessments of Academic Readiness Alternate 2




Raw Score Conversion Table

Grade 7 Reading

Spring 2017

Raw Score	Scale Score	
0	100	Level I: Developing
1	135	
2	161	
3	176	
4	187	
5	196	
6	203	
7	209	
8	215	
9	221	
10	226	
11	231	
12	236	
13	241	
14	246	
15	251	
16	256	
17	261	
18	266	
19	271	
20	276	
21	281	
22	287	
23	292	
24	300	Level II: Satisfactory
25	303	
26	308	
27	314	
28	319	
29	325	
30	331	
31	337	
32	344	
33	351	
34	359	
35	371	Level III: Accomplished
36	379	
37	392	
38	411	
39	442	
40	496	

State of Texas Assessments of Academic Readiness Alternate 2




Raw Score Conversion Table

Grade 7 Writing

Spring 2017

Raw Score	Scale Score	
0	100	Level I: Developing
1	134	
2	163	
3	180	
4	192	
5	202	
6	210	
7	217	
8	224	
9	230	
10	235	
11	241	
12	246	
13	251	
14	255	
15	260	
16	265	
17	269	
18	273	
19	278	
20	282	
21	286	
22	291	
23	295	
24	300	Level II: Satisfactory
25	304	
26	308	
27	313	
28	317	
29	322	
30	328	
31	333	
32	339	
33	346	
34	353	
35	359	Level III: Accomplished
36	372	
37	384	
38	402	
39	433	
40	487	

State of Texas Assessments of Academic Readiness Alternate 2




Raw Score Conversion Table

Grade 8 Mathematics

Spring 2017

Raw Score	Scale Score	
0	100	Level I: Developing
1	133	
2	160	
3	176	
4	188	
5	197	
6	206	
7	213	
8	220	
9	226	
10	232	
11	238	
12	243	
13	248	
14	254	
15	259	
16	264	
17	269	
18	274	
19	278	
20	283	
21	288	
22	293	
23	298	
24	300	Level II: Satisfactory
25	307	
26	312	
27	317	
28	322	
29	328	
30	333	
31	339	
32	345	
33	352	
34	360	
35	365	Level III: Accomplished
36	379	
37	392	
38	410	
39	440	
40	494	

State of Texas Assessments of Academic Readiness Alternate 2



Raw Score Conversion Table


Grade 8 Reading

Spring 2017

Raw Score	Scale Score	
0	100	Level I: Developing
1	148	
2	174	
3	189	
4	200	
5	208	
6	216	
7	223	
8	229	
9	234	
10	240	
11	245	
12	250	
13	254	
14	259	
15	264	
16	268	
17	273	
18	277	
19	281	
20	286	
21	290	
22	295	Level II: Satisfactory
23	300	
24	303	
25	308	
26	312	
27	317	
28	322	
29	327	
30	332	
31	338	
32	344	
33	351	
34	358	
35	366	
36	379	
37	389	
38	406	
39	436	
40	486	

* Level III: Accomplished

State of Texas Assessments of Academic Readiness Alternate 2



Raw Score Conversion Table


Grade 8 Science

Spring 2017

Raw Score	Scale Score	
0	129	Level I: Developing
1	169	
2	191	
3	204	
4	213	
5	221	
6	228	
7	234	
8	240	
9	246	
10	251	
11	256	
12	262	
13	266	
14	271	
15	276	
16	281	
17	285	
18	290	
19	294	
20	300	Level II: Satisfactory
21	303	
22	307	
23	312	
24	316	
25	321	
26	325	
27	329	
28	334	
29	339	
30	344	
31	349	
32	355	
33	361	
34	368	
35	375	
36	382	Level III*
37	395	
38	411	
39	437	
40	483	

* Level III: Accomplished


State of Texas Assessments of Academic Readiness Alternate 2



Raw Score Conversion Table
Grade 8 Social Studies
Spring 2017

<u>Raw Score</u>	<u>Scale Score</u>	
0	101	Level I: Developing
1	142	
2	166	
3	181	
4	192	
5	201	
6	210	
7	217	
8	224	
9	231	
10	237	
11	243	
12	249	
13	255	
14	260	
15	265	
16	271	
17	276	
18	281	
19	286	
20	291	
21	295	
22	300	Level II: Satisfactory
23	305	
24	310	
25	314	
26	319	
27	324	
28	329	
29	334	
30	339	
31	344	
32	350	
33	356	
34	363	Level III: Accomplished
35	372	
36	380	
37	392	
38	408	
39	436	
40	484	

State of Texas Assessments of Academic Readiness Alternate 2



Raw Score Conversion Table

U.S. History

Spring 2017

Raw Score	Scale Score	
0	100	Level I: Developing
1	142	
2	166	
3	180	
4	190	
5	198	
6	206	
7	212	
8	218	
9	224	
10	229	
11	235	
12	240	
13	245	
14	250	
15	254	
16	259	
17	264	
18	268	
19	273	
20	277	
21	282	
22	287	
23	291	
24	296	
25	300	Level II: Satisfactory
26	305	
27	310	
28	315	
29	320	
30	325	
31	331	
32	337	
33	344	
34	351	
35	359	
36	368	Level III*
37	381	
38	398	
39	426	
40	475	

* Level III: Accomplished