

TELPAS
2017 Score Distributions and
Statistics by Content Area
and Grade

Glossary

This glossary provides definitions for the statistical terms that appear in the tables and graphs in this section ("TELPAS 2017 Score Distributions and Statistics by Content Area and Grade") of Appendix D. Definition of statistical terms and concepts in the other sections are given in chapter 3 or chapter 4.

Descriptive Statistics

Mean. The mean is a measure of central tendency. It is the average score for the assessment. It is computed by summing the scores of all students and dividing it by the total number of students (N).

Median. The median is another measure of central tendency. It is the score at the middle of the frequency distribution for the assessment. It is computed by finding the score at which there is the same number of scores above as there is below.

Mode. The mode is another measure of central tendency. It is the most frequently obtained score for the assessment. It is determined by computing the frequency distribution and finding the score point with the highest frequency (n -count).

Range. The range is a measure of statistical dispersion (variability or spread). It is the difference between the lowest and highest scores obtained by students on the assessment. It is computed by subtracting the lowest score from the highest score.

Interquartile Range. The interquartile range is another measure of statistical dispersion (variability or spread). It is the difference between the 1st and 3rd quartiles (or 25th and 75th percentiles) of the score distribution for the assessment. It is computed by subtracting the score at the 1st quartile (the point that splits the lowest 25% of the scores) from the score at the 3rd quartile (the point that splits the highest 25% of the scores).

Standard Deviation (SD). The standard deviation is another measure of statistical dispersion (variability or spread). It is an indicator of the degree of score variation around the mean. It is computed using the following formula.

$$SD = \sqrt{\frac{\sum_{i=1}^N (x_i - \bar{x})^2}{N - 1}}$$

where x_i is the score for student i , \bar{x} is the mean score and N is the total number of students who took the assessment.

Variance. The variance is another measure of statistical dispersion (variability or spread) around the mean. It is computed as the square of the standard deviation (SD).

Skewness. The skewness is an indicator of the shape of the score distribution. It measures the extent to which the score distribution "leans" to one side of the mean. A positive skewness indicates that the score distribution leans below the mean. A negative skewness indicates that the score distribution leans above the mean. A skewness of zero indicates that the score distribution is symmetric around the mean. It is computed using the following formula.

$$\text{Skewness} = \frac{N}{(N-1)(N-2)} \sum_{i=1}^N \left(\frac{x_i - \bar{x}}{s_x} \right)^3$$

where x_i is the score for student i , \bar{x} is the mean score, s_x is the standard deviation (SD) and N is the total number of students who took the assessment.

Kurtosis. The kurtosis is another indicator of the shape of the score distribution. It measures the "peakedness" of the score distribution. A positive kurtosis is referred to as *leptokurtic*, meaning that the distribution has a more acute peak around the mean and fatter tails. A negative kurtosis is called *platykurtic*, meaning the distribution has a lower, wider peak around the mean and thinner tails. It is computed using the following formula.

$$\text{Kurtosis} = \frac{N(N+1)}{(N-1)(N-2)(N-3)} \sum_{i=1}^N \left(\frac{x_i - \bar{x}}{s_x} \right)^4 - \frac{3(N-1)^2}{(N-2)(N-3)}$$

where x_i is the score for student i , \bar{x} is the mean score, s_x is the standard deviation (SD) and N is the total number of students who took the assessment.

Frequency Distributions

Frequency (FREQ). This is the number of students who obtained the particular score point on the assessment.

Cumulative Frequency (CUM FREQ). This is the number of students who obtained a score that is less than or equal to the particular score point on the assessment.

Percentage (PCT). This is the percentage of students who obtained the particular score point on the assessment. It is computed as: $\text{PCT} = \text{FREQ} \div N \times 100$.

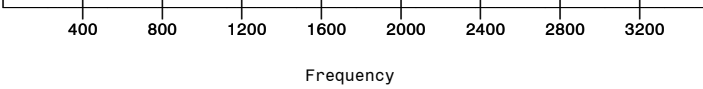
Cumulative Percentage (CUM PCT). This is the percentage of students who obtained a score that is less than or equal to the particular score point on the assessment. It is computed as: $\text{CUM PCT} = \text{CUM FREQ} \div N \times 100$.

Scale Score Descriptive Statistics for 2017 TELPAS Assessments (Online only)

Subject	N	Mean	Median	Mode	Range	Interquartile Range	SD	Variance	Skewness	Kurtosis
GRADE 2 READING	111210	638.10	633	667	570	95	69.32	4805.34	0.4814	0.3383
GRADE 3 READING	108011	690.29	687	749	582	93	73.04	5334.58	0.3279	0.2443
GRADE 4 READING	98048	708.50	709	728	593	80	59.50	3540.83	0.2197	0.2905
GRADE 5 READING	85610	732.49	733	775	593	84	65.52	4293.33	0.0885	0.3327
GRADE 6 READING	71249	728.98	728	728	609	78	61.55	3788.77	0.3143	0.9327
GRADE 7 READING	60149	734.11	732	767	609	84	64.79	4197.28	0.2682	0.6813
GRADE 8 READING	51558	741.23	742	763	612	80	62.87	3952.31	-0.0584	1.0189
GRADE 9 READING	49171	724.71	728	763	612	94	69.75	4865.19	-0.0120	0.7664
GRADE 10 READING	35103	752.37	755	784	603	86	62.63	3922.49	0.0697	0.7652
GRADE 11 READING	24631	762.92	765	794	603	85	62.01	3845.24	-0.0276	1.2172
GRADE 12 READING	17852	766.48	765	779	603	81	63.10	3981.07	-0.0633	1.6761

FREQUENCY DISTRIBUTION - SCALE SCORES
 TELPAS SPRING 2017
 READING - ONLINE ONLY
 GRADE 02

SCALE_SCORE	Freq	Cum. Freq	Percent	Cum. Percent	
306	16	16	0.01	0.01	
367	7	23	0.01	0.02	
404	1	24	0.00	0.02	
427	8	32	0.01	0.03	
445	6	38	0.01	0.03	
459	15	53	0.01	0.05	
472	*	62	115	0.06	0.10
483	**	117	232	0.11	0.21
493	*****	253	485	0.23	0.44
503	*****	495	980	0.45	0.88
512	*****	743	1723	0.67	1.55
520	*****	1109	2832	1.00	2.55
527	*****	1427	4259	1.28	3.83
535	*****	1889	6148	1.70	5.53
542	*****	2191	8339	1.97	7.50
549	*****	2404	10743	2.16	9.66
555	*****	2699	13442	2.43	12.09
561	*****	2949	16391	2.65	14.74
567	*****	2857	19248	2.57	17.31
573	*****	3037	22285	2.73	20.04
579	*****	3041	25326	2.73	22.77
585	*****	3092	28418	2.78	25.55
590	*****	3092	31510	2.78	28.33
596	*****	3147	34657	2.83	31.16
601	*****	3183	37840	2.86	34.03
607	*****	3202	41042	2.88	36.90
612	*****	3143	44185	2.83	39.73
617	*****	3167	47352	2.85	42.58
623	*****	3232	50584	2.91	45.49
628	*****	3130	53714	2.81	48.30
633	*****	3247	56961	2.92	51.22
639	*****	3293	60254	2.96	54.18
644	*****	3346	63600	3.01	57.19
650	*****	3394	66994	3.05	60.24
656	*****	3317	70311	2.98	63.22
661	*****	3369	73680	3.03	66.25
667	*****	3494	77174	3.14	69.39
674	*****	3346	80520	3.01	72.40
680	*****	3319	83839	2.98	75.39
687	*****	3276	87115	2.95	78.33
695	*****	3307	90422	2.97	81.31
702	*****	3255	93677	2.93	84.23
711	*****	3143	96820	2.83	87.06
721	*****	2943	99763	2.65	89.71
732	*****	2694	102457	2.42	92.13
744	*****	2466	104923	2.22	94.35
760	*****	2149	107072	1.93	96.28
782	*****	1891	108963	1.70	97.98
817	*****	1416	110379	1.27	99.25
876	*****	831	111210	0.75	100.00



FREQUENCY DISTRIBUTION - SCALE SCORES
 TELPAS SPRING 2017
 READING - ONLINE ONLY
 GRADE 03

SCALE_SCORE	Freq	Cum. Freq	Percent	Cum. Percent	
330	20	20	0.02	0.02	
390	5	25	0.00	0.02	
426	1	26	0.00	0.02	
448	3	29	0.00	0.03	
465	5	34	0.00	0.03	
478	4	38	0.00	0.04	
490	10	48	0.01	0.04	
500	20	68	0.02	0.06	
510	*	45	113	0.04	0.10
518	**	115	228	0.11	0.21
526	****	198	426	0.18	0.39
534	*****	258	684	0.24	0.63
541	*****	417	1101	0.39	1.02
547	*****	527	1628	0.49	1.51
554	*****	700	2328	0.65	2.16
560	*****	846	3174	0.78	2.94
566	*****	928	4102	0.86	3.80
572	*****	1069	5171	0.99	4.79
577	*****	1196	6367	1.11	5.89
583	*****	1238	7605	1.15	7.04
588	*****	1222	8827	1.13	8.17
593	*****	1412	10239	1.31	9.48
598	*****	1482	11721	1.37	10.85
603	*****	1523	13244	1.41	12.26
608	*****	1629	14873	1.51	13.77
613	*****	1732	16605	1.60	15.37
618	*****	1838	18443	1.70	17.08
622	*****	1903	20346	1.76	18.84
627	*****	1990	22336	1.84	20.68
632	*****	2053	24389	1.90	22.58
636	*****	2174	26563	2.01	24.59
641	*****	2233	28796	2.07	26.66
645	*****	2359	31155	2.18	28.84
650	*****	2393	33548	2.22	31.06
654	*****	2549	36097	2.36	33.42
659	*****	2509	38606	2.32	35.74
663	*****	2630	41236	2.43	38.18
668	*****	2684	43920	2.48	40.66
673	*****	2772	46692	2.57	43.23
677	*****	2768	49460	2.56	45.79
682	*****	2835	52295	2.62	48.42
687	*****	2949	55244	2.73	51.15
692	*****	2899	58143	2.68	53.83
697	*****	3057	61200	2.83	56.66
703	*****	3135	64335	2.90	59.56
708	*****	3321	67656	3.07	62.64
714	*****	3382	71038	3.13	65.77
720	*****	3383	74421	3.13	68.90
727	*****	3486	77907	3.23	72.13
734	*****	3447	81354	3.19	75.32
741	*****	3467	84821	3.21	78.53
749	*****	3537	88358	3.27	81.80
759	*****	3511	91869	3.25	85.06
769	*****	3381	95250	3.13	88.19
782	*****	3216	98466	2.98	91.16
797	*****	3055	101521	2.83	93.99
818	*****	2852	104373	2.64	96.63
853	*****	2276	106649	2.11	98.74
912	*****	1362	108011	1.26	100.00

400 800 1200 1600 2000 2400 2800 3200

Frequency

FREQUENCY DISTRIBUTION - SCALE SCORES
 TELPAS SPRING 2017
 READING - ONLINE ONLY
 GRADE 04

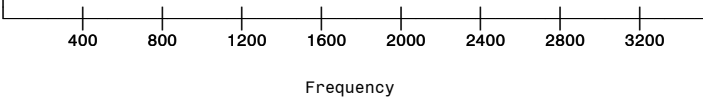
SCALE_SCORE	Freq	Cum. Freq	Percent	Cum. Percent	
352	5	5	0.01	0.01	
448	1	6	0.00	0.01	
471	2	8	0.00	0.01	
488	1	9	0.00	0.01	
502	3	12	0.00	0.01	
514	5	17	0.01	0.02	
525	6	23	0.01	0.02	
534	15	38	0.02	0.04	
543	*	30	68	0.03	0.07
551	*	69	137	0.07	0.14
559	**	114	251	0.12	0.26
566	***	173	424	0.18	0.43
573	*****	282	706	0.29	0.72
580	*****	379	1085	0.39	1.11
586	*****	518	1603	0.53	1.63
592	*****	644	2247	0.66	2.29
598	*****	742	2989	0.76	3.05
603	*****	819	3808	0.84	3.88
609	*****	907	4715	0.93	4.81
614	*****	988	5703	1.01	5.82
619	*****	1116	6819	1.14	6.95
624	*****	1239	8058	1.26	8.22
629	*****	1294	9352	1.32	9.54
634	*****	1442	10794	1.47	11.01
638	*****	1565	12359	1.60	12.61
643	*****	1685	14044	1.72	14.32
647	*****	1851	15895	1.89	16.21
652	*****	1967	17862	2.01	18.22
656	*****	2094	19956	2.14	20.35
661	*****	2167	22123	2.21	22.56
665	*****	2291	24414	2.34	24.90
669	*****	2266	26680	2.31	27.21
674	*****	2450	29130	2.50	29.71
678	*****	2599	31729	2.65	32.36
682	*****	2602	34331	2.65	35.01
687	*****	2661	36992	2.71	37.73
691	*****	2772	39764	2.83	40.56
695	*****	2777	42541	2.83	43.39
700	*****	2852	45393	2.91	46.30
704	*****	2954	48347	3.01	49.31
709	*****	3009	51356	3.07	52.38
713	*****	3048	54404	3.11	55.49
718	*****	3115	57519	3.18	58.66
723	*****	3021	60540	3.08	61.75
728	*****	3116	63656	3.18	64.92
733	*****	3014	66670	3.07	68.00
738	*****	3037	69707	3.10	71.09
743	*****	3090	72797	3.15	74.25
749	*****	3051	75848	3.11	77.36
755	*****	2859	78707	2.92	80.27
761	*****	2808	81515	2.86	83.14
768	*****	2789	84304	2.84	85.98
775	*****	2657	86961	2.71	88.69
783	*****	2332	89293	2.38	91.07
792	*****	2154	91447	2.20	93.27
803	*****	1969	93416	2.01	95.28
815	*****	1636	95052	1.67	96.94
831	*****	1305	96357	1.33	98.28
852	*****	952	97309	0.97	99.25
886	*****	551	97860	0.56	99.81
945	****	188	98048	0.19	100.00

400 800 1200 1600 2000 2400 2800

Frequency

FREQUENCY DISTRIBUTION - SCALE SCORES
 TELPAS SPRING 2017
 READING - ONLINE ONLY
 GRADE 05

SCALE_SCORE	Freq	Cum. Freq	Percent	Cum. Percent	
352	7	7	0.01	0.01	
412	1	8	0.00	0.01	
471	3	11	0.00	0.01	
488	3	14	0.00	0.02	
502	4	18	0.00	0.02	
514	3	21	0.00	0.02	
525	8	29	0.01	0.03	
534	7	36	0.01	0.04	
543	17	53	0.02	0.06	
551	*	51	104	0.06	0.12
559	**	95	199	0.11	0.23
566	***	129	328	0.15	0.38
573	****	199	527	0.23	0.62
580	*****	235	762	0.27	0.89
586	*****	302	1064	0.35	1.24
592	*****	383	1447	0.45	1.69
598	*****	484	1931	0.57	2.26
603	*****	541	2472	0.63	2.89
609	*****	530	3002	0.62	3.51
614	*****	603	3605	0.70	4.21
619	*****	623	4228	0.73	4.94
624	*****	720	4948	0.84	5.78
629	*****	705	5653	0.82	6.60
634	*****	773	6426	0.90	7.51
638	*****	830	7256	0.97	8.48
643	*****	860	8116	1.00	9.48
647	*****	939	9055	1.10	10.58
652	*****	999	10054	1.17	11.74
656	*****	1019	11073	1.19	12.93
661	*****	1159	12232	1.35	14.29
665	*****	1310	13542	1.53	15.82
669	*****	1316	14858	1.54	17.36
674	*****	1429	16287	1.67	19.02
678	*****	1509	17796	1.76	20.79
682	*****	1573	19369	1.84	22.62
687	*****	1767	21136	2.06	24.69
691	*****	1711	22847	2.00	26.69
695	*****	1887	24734	2.20	28.89
700	*****	2015	26749	2.35	31.25
704	*****	2069	28818	2.42	33.66
709	*****	2214	31032	2.59	36.25
713	*****	2386	33418	2.79	39.04
718	*****	2394	35812	2.80	41.83
723	*****	2586	38398	3.02	44.85
728	*****	2664	41062	3.11	47.96
733	*****	2805	43867	3.28	51.24
738	*****	2875	46742	3.36	54.60
743	*****	2935	49677	3.43	58.03
749	*****	3150	52827	3.68	61.71
755	*****	3194	56021	3.73	65.44
761	*****	3217	59238	3.76	69.20
768	*****	3441	62679	4.02	73.21
775	*****	3476	66155	4.06	77.27
783	*****	3446	69601	4.03	81.30
792	*****	3313	72914	3.87	85.17
803	*****	3164	76078	3.70	88.87
815	*****	2998	79076	3.50	92.37
831	*****	2522	81598	2.95	95.31
852	*****	2027	83625	2.37	97.68
886	*****	1396	85021	1.63	99.31
945	*****	589	85610	0.69	100.00



FREQUENCY DISTRIBUTION - SCALE SCORES
 TELPAS SPRING 2017
 READING - ONLINE ONLY
 GRADE 06

SCALE_SCORE	Freq	Cum. Freq	Percent	Cum. Percent
354	15	15	0.02	0.02
415	1	16	0.00	0.02
452	2	18	0.00	0.03
506	2	20	0.00	0.03
518	4	24	0.01	0.03
529	3	27	0.00	0.04
539	13	40	0.02	0.06
548	24	64	0.03	0.09
556	*	36	100	0.05
564	*	54	154	0.08
572	**	91	245	0.13
579	***	136	381	0.19
586	****	195	576	0.27
592	*****	242	818	0.34
599	*****	326	1144	0.46
605	*****	333	1477	0.47
611	*****	402	1879	0.56
616	*****	459	2338	0.64
622	*****	477	2815	0.67
627	*****	528	3343	0.74
633	*****	603	3946	0.85
638	*****	693	4639	0.97
643	*****	701	5340	0.98
648	*****	779	6119	1.09
653	*****	852	6971	1.20
658	*****	978	7949	1.37
662	*****	1170	9119	1.64
667	*****	1303	10422	1.83
671	*****	1445	11867	2.03
676	*****	1562	13429	2.19
680	*****	1742	15171	2.44
685	*****	1790	16961	2.51
689	*****	1925	18886	2.70
693	*****	1972	20858	2.77
697	*****	1985	22843	2.79
702	*****	2094	24937	2.94
706	*****	2097	27034	2.94
710	*****	2085	29119	2.93
715	*****	2180	31299	3.06
719	*****	2155	33454	3.02
723	*****	2143	35597	3.01
728	*****	2234	37831	3.14
732	*****	2102	39933	2.95
737	*****	2128	42061	2.99
742	*****	2121	44182	2.98
746	*****	2152	46334	3.02
751	*****	2174	48508	3.05
756	*****	2067	50575	2.90
762	*****	2068	52643	2.90
767	*****	2008	54651	2.82
773	*****	1930	56581	2.71
779	*****	2005	58586	2.81
786	*****	1883	60469	2.64
793	*****	1745	62214	2.45
801	*****	1734	63948	2.43
810	*****	1597	65545	2.24
821	*****	1418	66963	1.99
833	*****	1297	68260	1.82
848	*****	1141	69401	1.60
869	*****	923	70324	1.30
904	*****	627	70951	0.88
963	*****	298	71249	0.42

400 800 1200 1600 2000

Frequency

FREQUENCY DISTRIBUTION - SCALE SCORES
 TELPAS SPRING 2017
 READING - ONLINE ONLY
 GRADE 07

SCALE_SCORE

SCALE_SCORE	Freq	Cum. Freq	Percent	Cum. Percent
354	12	12	0.02	0.02
452	1	13	0.00	0.02
475	1	14	0.00	0.02
492	1	15	0.00	0.02
506	1	16	0.00	0.03
518	3	19	0.00	0.03
529	6	25	0.01	0.04
539	11	36	0.02	0.06
548 *	21	57	0.03	0.09
556 *	26	83	0.04	0.14
564 **	45	128	0.07	0.21
572 ****	91	219	0.15	0.36
579 ****	104	323	0.17	0.54
586 *****	156	479	0.26	0.80
592 *****	236	715	0.39	1.19
599 *****	263	978	0.44	1.63
605 *****	333	1311	0.55	2.18
611 *****	347	1658	0.58	2.76
616 *****	387	2045	0.64	3.40
622 *****	428	2473	0.71	4.11
627 *****	498	2971	0.83	4.94
633 *****	522	3493	0.87	5.81
638 *****	540	4033	0.90	6.71
643 *****	607	4640	1.01	7.71
648 *****	658	5298	1.09	8.81
653 *****	728	6026	1.21	10.02
658 *****	792	6818	1.32	11.34
662 *****	898	7716	1.49	12.83
667 *****	998	8714	1.66	14.49
671 *****	1097	9811	1.82	16.31
676 *****	1207	11018	2.01	18.32
680 *****	1261	12279	2.10	20.41
685 *****	1345	13624	2.24	22.65
689 *****	1424	15048	2.37	25.02
693 *****	1487	16535	2.47	27.49
697 *****	1610	18145	2.68	30.17
702 *****	1577	19722	2.62	32.79
706 *****	1541	21263	2.56	35.35
710 *****	1607	22870	2.67	38.02
715 *****	1630	24500	2.71	40.73
719 *****	1573	26073	2.62	43.35
723 *****	1677	27750	2.79	46.14
728 *****	1708	29458	2.84	48.98
732 *****	1651	31109	2.74	51.72
737 *****	1771	32880	2.94	54.66
742 *****	1783	34663	2.96	57.63
746 *****	1805	36468	3.00	60.63
751 *****	1792	38260	2.98	63.61
756 *****	1751	40011	2.91	66.52
762 *****	1801	41812	2.99	69.51
767 *****	1844	43656	3.07	72.58
773 *****	1843	45499	3.06	75.64
779 *****	1812	47311	3.01	78.66
786 *****	1757	49068	2.92	81.58
793 *****	1722	50790	2.86	84.44
801 *****	1771	52561	2.94	87.38
810 *****	1540	54101	2.56	89.94
821 *****	1521	55622	2.53	92.47
833 *****	1349	56971	2.24	94.72
848 *****	1157	58128	1.92	96.64
869 *****	973	59101	1.62	98.26
904 *****	703	59804	1.17	99.43
963 *****	345	60149	0.57	100.00

200 400 600 800 1000 1200 1400 1600 1800

Frequency

FREQUENCY DISTRIBUTION - SCALE SCORES
 TELPAS SPRING 2017
 READING - ONLINE ONLY
 GRADE 08

SCALE_SCORE

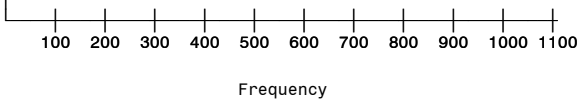
SCALE_SCORE		Freq	Cum. Freq	Percent	Cum. Percent
363	*	23	23	0.04	0.04
423		5	28	0.01	0.05
460		4	32	0.01	0.06
483		2	34	0.00	0.07
500		8	42	0.02	0.08
514		6	48	0.01	0.09
527		3	51	0.01	0.10
537		7	58	0.01	0.11
547		9	67	0.02	0.13
556	*	17	84	0.03	0.16
564	*	21	105	0.04	0.20
572	**	55	160	0.11	0.31
579	***	71	231	0.14	0.45
586	****	106	337	0.21	0.65
593	*****	162	499	0.31	0.97
599	*****	182	681	0.35	1.32
605	*****	236	917	0.46	1.78
611	*****	262	1179	0.51	2.29
617	*****	302	1481	0.59	2.87
622	*****	353	1834	0.68	3.56
627	*****	347	2181	0.67	4.23
633	*****	436	2617	0.85	5.08
638	*****	497	3114	0.96	6.04
643	*****	423	3537	0.82	6.86
647	*****	505	4042	0.98	7.84
652	*****	613	4655	1.19	9.03
657	*****	583	5238	1.13	10.16
661	*****	628	5866	1.22	11.38
666	*****	647	6513	1.25	12.63
670	*****	703	7216	1.36	14.00
675	*****	706	7922	1.37	15.37
679	*****	759	8681	1.47	16.84
684	*****	796	9477	1.54	18.38
688	*****	854	10331	1.66	20.04
692	*****	919	11250	1.78	21.82
697	*****	962	12212	1.87	23.69
701	*****	1041	13253	2.02	25.71
705	*****	1124	14377	2.18	27.89
710	*****	1113	15490	2.16	30.04
714	*****	1225	16715	2.38	32.42
719	*****	1341	18056	2.60	35.02
723	*****	1409	19465	2.73	37.75
728	*****	1476	20941	2.86	40.62
732	*****	1611	22552	3.12	43.74
737	*****	1664	24216	3.23	46.97
742	*****	1776	25992	3.44	50.41
747	*****	1812	27804	3.51	53.93
752	*****	1880	29684	3.65	57.57
757	*****	1970	31654	3.82	61.39
763	*****	2044	33698	3.96	65.36
769	*****	1966	35664	3.81	69.17
775	*****	1879	37543	3.64	72.82
781	*****	1959	39502	3.80	76.62
787	*****	1848	41350	3.58	80.20
795	*****	1814	43164	3.52	83.72
802	*****	1702	44866	3.30	87.02
811	*****	1482	46348	2.87	89.89
820	*****	1353	47701	2.62	92.52
831	*****	1112	48813	2.16	94.68
844	*****	948	49761	1.84	96.51
859	*****	740	50501	1.44	97.95
881	*****	540	51041	1.05	99.00
916	*****	341	51382	0.66	99.66
975	*****	176	51558	0.34	100.00

200 400 600 800 1000 1200 1400 1600 1800 2000

Frequency

FREQUENCY DISTRIBUTION - SCALE SCORES
 TELPAS SPRING 2017
 READING - ONLINE ONLY
 GRADE 10

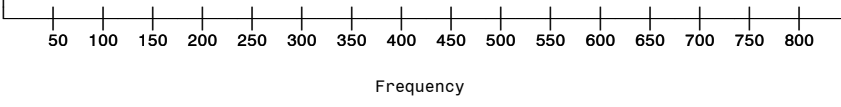
SCALE_SCORE		Freq	Cum. Freq	Percent	Cum. Percent
396	*	28	28	0.08	0.08
493		2	30	0.01	0.09
516		1	31	0.00	0.09
559		1	32	0.00	0.09
570		1	33	0.00	0.09
579		4	37	0.01	0.11
588	*	10	47	0.03	0.13
596	*	16	63	0.05	0.18
604	**	47	110	0.13	0.31
611	****	75	185	0.21	0.53
618	*****	101	286	0.29	0.81
624	*****	149	435	0.42	1.24
630	*****	214	649	0.61	1.85
636	*****	250	899	0.71	2.56
642	*****	312	1211	0.89	3.45
647	*****	362	1573	1.03	4.48
653	*****	387	1960	1.10	5.58
658	*****	413	2373	1.18	6.76
663	*****	449	2822	1.28	8.04
668	*****	497	3319	1.42	9.46
673	*****	570	3889	1.62	11.08
677	*****	589	4478	1.68	12.76
682	*****	629	5107	1.79	14.55
687	*****	639	5746	1.82	16.37
691	*****	641	6387	1.83	18.20
695	*****	700	7087	1.99	20.19
700	*****	706	7793	2.01	22.20
704	*****	734	8527	2.09	24.29
708	*****	740	9267	2.11	26.40
713	*****	735	10002	2.09	28.49
717	*****	750	10752	2.14	30.63
721	*****	760	11512	2.17	32.79
725	*****	810	12322	2.31	35.10
730	*****	802	13124	2.28	37.39
734	*****	862	13986	2.46	39.84
738	*****	829	14815	2.36	42.20
742	*****	857	15672	2.44	44.65
747	*****	909	16581	2.59	47.24
751	*****	956	17537	2.72	49.96
755	*****	972	18509	2.77	52.73
760	*****	1018	19527	2.90	55.63
765	*****	984	20511	2.80	58.43
769	*****	1087	21598	3.10	61.53
774	*****	1090	22688	3.11	64.63
779	*****	1096	23784	3.12	67.75
784	*****	1099	24883	3.13	70.89
789	*****	1090	25973	3.11	73.99
794	*****	1065	27038	3.03	77.02
800	*****	954	27992	2.72	79.74
806	*****	955	28947	2.72	82.46
812	*****	935	29882	2.66	85.13
819	*****	909	30791	2.59	87.72
826	*****	763	31554	2.17	89.89
834	*****	766	32320	2.18	92.07
842	*****	624	32944	1.78	93.85
851	*****	509	33453	1.45	95.30
862	*****	480	33933	1.37	96.67
875	*****	425	34358	1.21	97.88
891	*****	336	34694	0.96	98.83
912	*****	217	34911	0.62	99.45
947	*****	144	35055	0.41	99.86
999	**	48	35103	0.14	100.00



FREQUENCY DISTRIBUTION - SCALE SCORES
 TELPAS SPRING 2017
 READING - ONLINE ONLY
 GRADE 11

SCALE_SCORE

SCALE_SCORE		Freq	Cum. Freq	Percent	Cum. Percent
396	***	26	26	0.11	0.11
533		1	27	0.00	0.11
547		1	28	0.00	0.11
559		1	29	0.00	0.12
579		2	31	0.01	0.13
588	*	5	36	0.02	0.15
596	*	7	43	0.03	0.17
604	*	13	56	0.05	0.23
611	****	36	92	0.15	0.37
618	****	41	133	0.17	0.54
624	*****	59	192	0.24	0.78
630	*****	72	264	0.29	1.07
636	*****	104	368	0.42	1.49
642	*****	138	506	0.56	2.05
647	*****	170	676	0.69	2.74
653	*****	173	849	0.70	3.45
658	*****	210	1059	0.85	4.30
663	*****	229	1288	0.93	5.23
668	*****	260	1548	1.06	6.28
673	*****	329	1877	1.34	7.62
677	*****	307	2184	1.25	8.87
682	*****	339	2523	1.38	10.24
687	*****	364	2887	1.48	11.72
691	*****	401	3288	1.63	13.35
695	*****	382	3670	1.55	14.90
700	*****	448	4118	1.82	16.72
704	*****	432	4550	1.75	18.47
708	*****	487	5037	1.98	20.45
713	*****	448	5485	1.82	22.27
717	*****	490	5975	1.99	24.26
721	*****	516	6491	2.09	26.35
725	*****	539	7030	2.19	28.54
730	*****	555	7585	2.25	30.79
734	*****	544	8129	2.21	33.00
738	*****	596	8725	2.42	35.42
742	*****	606	9331	2.46	37.88
747	*****	621	9952	2.52	40.40
751	*****	695	10647	2.82	43.23
755	*****	693	11340	2.81	46.04
760	*****	751	12091	3.05	49.09
765	*****	761	12852	3.09	52.18
769	*****	779	13631	3.16	55.34
774	*****	754	14385	3.06	58.40
779	*****	772	15157	3.13	61.54
784	*****	829	15986	3.37	64.90
789	*****	782	16768	3.17	68.08
794	*****	835	17603	3.39	71.47
800	*****	775	18378	3.15	74.61
806	*****	797	19175	3.24	77.85
812	*****	805	19980	3.27	81.12
819	*****	742	20722	3.01	84.13
826	*****	694	21416	2.82	86.95
834	*****	653	22069	2.65	89.60
842	*****	580	22649	2.35	91.95
851	*****	487	23136	1.98	93.93
862	*****	466	23602	1.89	95.82
875	*****	367	23969	1.49	97.31
891	*****	278	24247	1.13	98.44
912	*****	214	24461	0.87	99.31
947	*****	125	24586	0.51	99.82
999	*****	45	24631	0.18	100.00



FREQUENCY DISTRIBUTION - SCALE SCORES
 TELPAS SPRING 2017
 READING - ONLINE ONLY
 GRADE 12

SCALE_SCORE

SCALE_SCORE		Freq	Cum. Freq	Percent	Cum. Percent
396	***	26	26	0.15	0.15
457		1	27	0.01	0.15
570		1	28	0.01	0.16
579		1	29	0.01	0.16
588		1	30	0.01	0.17
596	*	4	34	0.02	0.19
604	**	15	49	0.08	0.27
611	***	22	71	0.12	0.40
618	***	22	93	0.12	0.52
624	*****	38	131	0.21	0.73
630	*****	64	195	0.36	1.09
636	*****	61	256	0.34	1.43
642	*****	88	344	0.49	1.93
647	*****	99	443	0.55	2.48
653	*****	99	542	0.55	3.04
658	*****	128	670	0.72	3.75
663	*****	156	826	0.87	4.63
668	*****	164	990	0.92	5.55
673	*****	196	1186	1.10	6.64
677	*****	207	1393	1.16	7.80
682	*****	235	1628	1.32	9.12
687	*****	257	1885	1.44	10.56
691	*****	274	2159	1.53	12.09
695	*****	262	2421	1.47	13.56
700	*****	265	2686	1.48	15.05
704	*****	289	2975	1.62	16.66
708	*****	291	3266	1.63	18.29
713	*****	374	3640	2.10	20.39
717	*****	348	3988	1.95	22.34
721	*****	368	4356	2.06	24.40
725	*****	368	4724	2.06	26.46
730	*****	404	5128	2.26	28.73
734	*****	408	5536	2.29	31.01
738	*****	413	5949	2.31	33.32
742	*****	480	6429	2.69	36.01
747	*****	467	6896	2.62	38.63
751	*****	486	7382	2.72	41.35
755	*****	504	7886	2.82	44.17
760	*****	520	8406	2.91	47.09
765	*****	521	8927	2.92	50.01
769	*****	572	9499	3.20	53.21
774	*****	559	10058	3.13	56.34
779	*****	632	10690	3.54	59.88
784	*****	614	11304	3.44	63.32
789	*****	560	11864	3.14	66.46
794	*****	592	12456	3.32	69.77
800	*****	619	13075	3.47	73.24
806	*****	565	13640	3.16	76.41
812	*****	595	14235	3.33	79.74
819	*****	531	14766	2.97	82.71
826	*****	485	15251	2.72	85.43
834	*****	479	15730	2.68	88.11
842	*****	440	16170	2.46	90.58
851	*****	401	16571	2.25	92.82
862	*****	365	16936	2.04	94.87
875	*****	304	17240	1.70	96.57
891	*****	250	17490	1.40	97.97
912	*****	196	17686	1.10	99.07
947	*****	127	17813	0.71	99.78
999	*****	39	17852	0.22	100.00

