



Special Education



Frisco ISD



Texas Enrollment Information



Texas Capitol

MAJOR IMPROVEMENTS

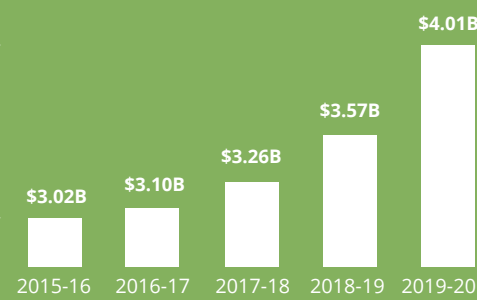


In 2018, the Texas Education Agency launched a comprehensive plan for special education. While much work remains, Texas has made important strides in recent years to improve the support for our students receiving special education services.

More Funding for Special Education²⁴

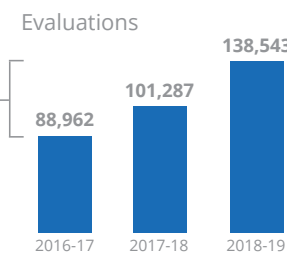
There has been an almost **\$1 Billion dollar increase** in Special Education funding over the past four years.

27% increase since 2015.

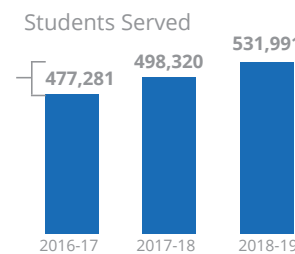


More Students Evaluated & Served²⁵

56% increase in the number of evaluations in 3 years.

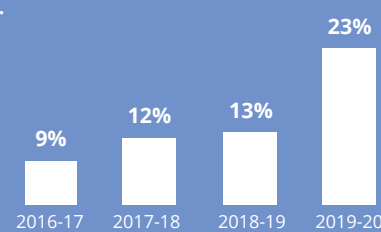


54,710 additional Texas students being served with Special Education.

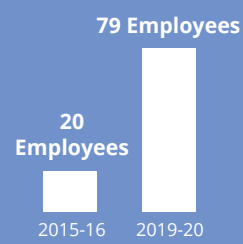


More Districts Monitored and Supported²⁶

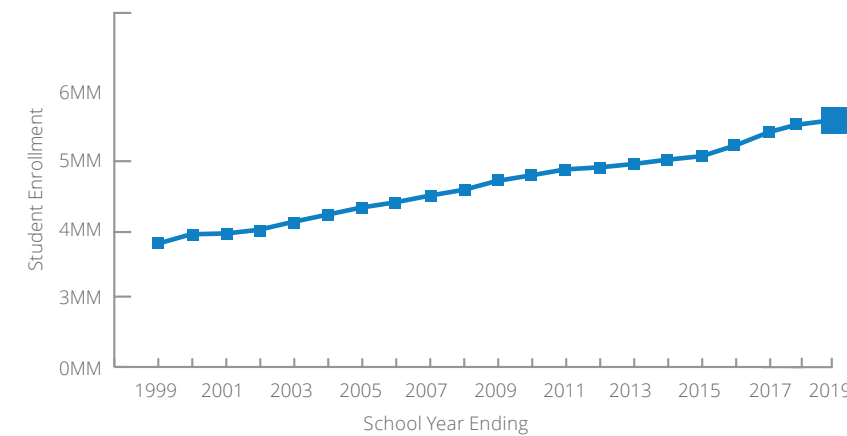
277 districts & charters will be monitored in 2019-20, up from 108 in 2016-17.



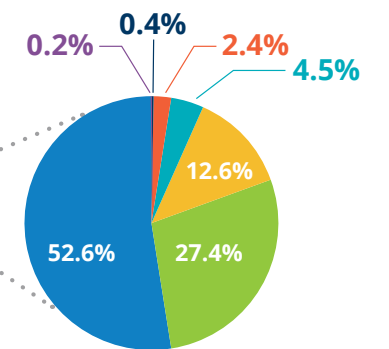
TEA has **almost quadrupled** the number of employees supporting special education.



ENROLLMENT GROWTH – 20 YEARS



ETHNICITY

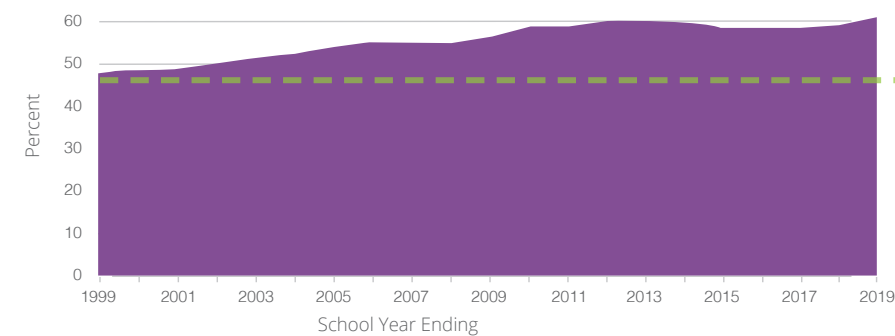


5,431,910 Students Enrolled in the 2018-19 School Year²⁷

STUDENT POPULATIONS IN THE STATE OF TEXAS

Increasingly, students in Texas public schools are coming in from low-income households. Over the past 20 years, the percentage of students who are economically disadvantaged, as measured by being eligible for a free or reduced-price lunch, has risen more than 12 percentage points.²⁸

ECONOMICALLY DISADVANTAGED STUDENTS



STUDENTS BY PROGRAM²⁹

Bilingual/ESL	19.4%
Gifted/Talented	8.0%
Special Ed.	9.8%