2019 TELPAS
Score Distributions and Statistics by Content Area and Grade

Glossary

This glossary provides definitions for the statistical terms that appear in the tables and graphs in Appendix D ("2019 TELPAS Score Distributions and Statistics by Content Area and Grade"). Definitions of statistical terms and concepts in the other sections are given in Chapter 3 or Chapter 4.

Descriptive Statistics

Mean The mean is a measure of central tendency. It is the average score for the assessment. It is computed by summing the scores of all students and dividing the sum by the total number of students (N).

Median The median is another measure of central tendency. It is the score at the middle of the frequency distribution for the assessment. It is computed by finding the score at which there are the same number of scores above as there are below.

Mode The mode is another measure of central tendency. It is the most frequently obtained score for the assessment. It is determined by computing the frequency distribution and finding the score point with the highest frequency (n-count).

Range The range is a measure of statistical dispersion (variability or spread). It is the difference between the lowest and highest scores obtained by students on the assessment. It is computed by subtracting the lowest score from the highest score.

Interquartile Range The interquartile range is another measure of statistical dispersion (variability or spread). It is the difference between the 1st and 3rd quartiles (or 25th and 75th percentiles) of the score distribution for the assessment. It is computed by subtracting the score at the 1st quartile (the point that splits the lowest 25% of the scores) from the score at the 3rd quartile (the point that splits the highest 25% of the scores).

Standard Deviation (SD) The standard deviation is another measure of statistical dispersion (variability or spread). It is an indicator of the degree of score variation around the mean. It is computed using the following formula.

$$SD = \sqrt{\frac{\sum_{i=1}^{N}(x_i - \bar{x})^2}{N-1}}$$

where x_i is the score for student i, $\bar{x}$ is the mean score and N is the total number of students that took the assessment.

Variance The variance is another measure of statistical dispersion (variability or spread) around the mean. It is computed as the square of the standard deviation (SD).

Skewness The skewness is an indicator of the shape of the score distribution. It measures the extent to which the score distribution "leans" to one side of the mean. A positive skewness indicates that the score distribution leans below the mean. A negative skewness indicates that the score distribution leans above the mean. A skewness of zero indicates that the score distribution is symmetric around the mean. It is computed using the following formula.

$$Skewness = \frac{N}{(N-1)(N-2)} \sum_{i=1}^{N} \left(\frac{x_i - \bar{x}}{s_x} \right)^3$$

where x_i is the score for student i, $\bar{x}$ is the mean score, s_x is the standard deviation (SD) and N is the total number of students that took the assessment.

Kurtosis The kurtosis is another indicator of the shape of the score distribution. It measures the "peakedness" of the score distribution. A positive kurtosis is referred to as *leptokurtic*, meaning that the distribution has a more acute peak around the mean and fatter tails. A negative kurtosis is called *platykurtic*, meaning the distribution has a lower, wider peak around the mean and thinner tails. It is computed using the following formula.

$$Kurtosis = \frac{N(N+1)}{(N-1)(N-2)(N-3)} \sum_{i=1}^{N} \left(\frac{x_i - \bar{x}}{s_x} \right)^4 - \frac{3(N-1)^2}{(N-2)(N-3)}$$

where x_i is the score for student i, $\bar{x}$ is the mean score, s_x is the standard deviation (SD) and N is the total number of students that took the assessment.

Frequency Distributions

Frequency (FREQ) This is the number of students that obtained the particular score point on the assessment.

Cumulative Frequency (CUM FREQ) This is the number of students that obtained a score that is less than or equal to the particular score point on the assessment.

Percentage (PCT) This is the percentage of students that obtained the particular score point on the assessment. It is computed as: PCT = FREQ ÷ N × 100.

Cumulative Percentage (CUM PCT) This is the percentage of students that obtained a score that is less than or equal to the particular score point on the assessment. It is computed as: CUM PCT = CUM FREQ ÷ N × 100.

List of Tables

Table D.5.1. 2019 TELPAS Reading Scale Score Descriptive Statistics (Online only)

Table D.5.2. 2019 TELPAS Listening Scale Score Descriptive Statistics (Online only)

Table D.5.3. 2019 TELPAS Speaking Scale Score Descriptive Statistics (Online only)

List of Figures

Figure D.5.1. 2019 TELPAS Grade 2 Reading Frequency Distribution of Scale Scores Online Students

Figure D.5.2. 2019 TELPAS Grade 3 Reading Frequency Distribution of Scale Scores Online Students

Figure D.5.3. 2019 TELPAS Grade 4 Reading Frequency Distribution of Scale Scores Online Students

Figure D.5.4. 2019 TELPAS Grade 5 Reading Frequency Distribution of Scale Scores Online Students

Figure D.5.5. 2019 TELPAS Grade 6 Reading Frequency Distribution of Scale Scores Online Students

Figure D.5.6. 2019 TELPAS Grade 7 Reading Frequency Distribution of Scale Scores Online Students

Figure D.5.7. 2019 TELPAS Grade 8 Reading Frequency Distribution of Scale Scores Online Students

Figure D.5.8. 2019 TELPAS Grade 9 Reading Frequency Distribution of Scale Scores Online Students

Figure D.5.9. 2019 TELPAS Grade 10 Reading Frequency Distribution of Scale Scores Online Students

Figure D.5.10. 2019 TELPAS Grade 11 Reading Frequency Distribution of Scale Scores Online Students

Figure D.5.11. 2019 TELPAS Grade 12 Reading Frequency Distribution of Scale Scores Online Students

Figure D.5.12. 2019 TELPAS Grade 2 Listening Frequency Distribution of Scale Scores Online Students

Figure D.5.13. 2019 TELPAS Grade 3 Listening Frequency Distribution of Scale Scores Online Students

Figure D.5.14. 2019 TELPAS Grade 4 Listening Frequency Distribution of Scale Scores Online Students

Figure D.5.15. 2019 TELPAS Grade 5 Listening Frequency Distribution of Scale Scores Online Students

Figure D.5.16. 2019 TELPAS Grade 6 Listening Frequency Distribution of Scale Scores Online Students

Figure D.5.17. 2019 TELPAS Grade 7 Listening Frequency Distribution of Scale Scores Online Students

Figure D.5.18. 2019 TELPAS Grade 8 Listening Frequency Distribution of Scale Scores Online Students

Figure D.5.19. 2019 TELPAS Grade 9 Listening Frequency Distribution of Scale Scores Online Students

Figure D.5.20. 2019 TELPAS Grade 10 Listening Frequency Distribution of Scale Scores Online Students

Figure D.5.21. 2019 TELPAS Grade 11 Listening Frequency Distribution of Scale Scores Online Students

Figure D.5.22. 2019 TELPAS Grade 12 Listening Frequency Distribution of Scale Scores Online Students

Figure D.5.23. 2019 TELPAS Grade 2 Speaking Frequency Distribution of Scale Scores Online Students

Figure D.5.24. 2019 TELPAS Grade 3 Speaking Frequency Distribution of Scale Scores Online Students

Figure D.5.25. 2019 TELPAS Grade 4 Speaking Frequency Distribution of Scale Scores Online Students

Figure D.5.26. 2019 TELPAS Grade 5 Speaking Frequency Distribution of Scale Scores Online Students

Figure D.5.27. 2019 TELPAS Grade 6 Speaking Frequency Distribution of Scale Scores Online Students

Figure D.5.28. 2019 TELPAS Grade 7 Speaking Frequency Distribution of Scale Scores Online Students

Figure D.5.29. 2019 TELPAS Grade 8 Speaking Frequency Distribution of Scale Scores Online Students

Figure D.5.30. 2019 TELPAS Grade 9 Speaking Frequency Distribution of Scale Scores Online Students

Figure D.5.31. 2019 TELPAS Grade 10 Speaking Frequency Distribution of Scale Scores Online Students

Figure D.5.32. 2019 TELPAS Grade 11 Speaking Frequency Distribution of Scale Scores Online Students

Figure D.5.33. 2019 TELPAS Grade 12 Speaking Frequency Distribution of Scale Scores Online Students

Table D.5.1. 2019 TELPAS Reading Scale Score Descriptive Statistics (Online only)

Subject	N	Mean	Median	Mode	Range	Interquartile Range	SD	Variance	Skewness	Kurtosis
Grade 2 Reading	103,086	1508.07	1498	1435	645	113	84.57	7151.59	0.50	0.47
Grade 3 Reading	103,777	1545.79	1543	1607	874	161	107.19	11489.78	0.31	0.32
Grade 4 Reading	100,683	1549.81	1535	1510	923	151	108.07	11678.12	0.37	0.65
Grade 5 Reading	91,354	1589.44	1584	1672	923	162	118.36	14009.48	0.33	0.51
Grade 6 Reading	79,613	1537.30	1535	1567	833	107	84.54	7147.25	-0.02	0.75
Grade 7 Reading	68,755	1546.35	1545	1589	833	132	91.22	8320.91	-0.09	0.82
Grade 8 Reading	61,758	1537.71	1540	1540	719	99	75.76	5738.90	-0.02	1.23
Grade 9 Reading	59,399	1525.30	1523	1496	719	118	86.00	7395.52	-0.56	2.83
Grade 10 Reading	42,346	1515.10	1511	1537	686	107	91.34	8342.12	-0.22	2.74
Grade 11 Reading	31,809	1522.58	1519	1537	686	109	93.18	8682.78	-0.21	2.64
Grade 12 Reading	25,304	1522.47	1519	1537	686	109	92.44	8545.66	-0.44	3.26

Table D.5.3. 2019 TELPAS Listening Scale Score Descriptive Statistics (Online only)

Subject	N	Mean	Median	Mode	Range	Interquartile Range	SD	Variance	Skewness	Kurtosis
Grade 2 Listening	103,026	1565.37	1572	1621	658	112	85.02	7227.73	0.01	0.58
Grade 3 Listening	103,715	1613.52	1621	1666	658	108	90.13	8123.73	-0.08	0.67
Grade 4 Listening	100,613	1535.75	1537	1580	613	89	74.92	5612.51	0.15	0.71
Grade 5 Listening	91,332	1560.38	1564	1599	613	108	79.64	6342.07	0.05	0.67
Grade 6 Listening	79,531	1579.04	1582	1616	673	108	81.42	6628.60	0.00	1.23
Grade 7 Listening	68,682	1585.61	1582	1636	673	108	87.47	7650.99	-0.12	1.14
Grade 8 Listening	61,696	1592.94	1598	1636	673	119	90.56	8200.50	-0.20	1.16
Grade 9 Listening	59,370	1537.06	1534	1599	526	114	86.38	7461.56	-0.23	1.20
Grade 10 Listening	42,291	1543.19	1545	1619	526	114	85.22	7262.30	-0.29	1.47
Grade 11 Listening	31,749	1548.36	1545	1619	526	105	85.96	7388.59	-0.28	1.53
Grade 12 Listening	25,307	1546.87	1545	1599	526	105	84.36	7117.04	-0.39	1.96

Table D.5.3. 2019 TELPAS Speaking Scale Score Descriptive Statistics (Online only)

Subject	N	Mean	Median	Mode	Range	Interquartile Range	SD	Variance	Skewness	Kurtosis
Grade 2 Speaking	103,026	1491.52	1496	1525	494	96	81.40	6626.41	-0.21	0.33
Grade 3 Speaking	103,715	1516.92	1525	1561	494	91	80.23	6436.19	-0.29	0.42
Grade 4 Speaking	100,613	1537.23	1533	1578	394	83	61.43	3773.56	-0.24	0.40
Grade 5 Speaking	91,332	1539.68	1533	1578	394	83	65.62	4306.28	-0.25	0.19
Grade 6 Speaking	79,531	1511.89	1504	1556	293	78	51.81	2683.92	0.13	0.04
Grade 7 Speaking	68,682	1504.65	1504	1556	293	64	54.15	2931.91	0.15	0.01
Grade 8 Speaking	61,696	1502.69	1497	1556	293	69	55.37	3066.03	0.12	-0.03
Grade 9 Speaking	59,370	1497.57	1500	1395	307	87	62.20	3868.48	-0.04	-0.50
Grade 10 Speaking	42,291	1503.57	1506	1395	307	80	63.71	4059.42	-0.07	-0.46
Grade 11 Speaking	31,749	1509.91	1513	1395	307	88	64.81	4199.74	-0.10	-0.41
Grade 12 Speaking	25,307	1511.47	1513	1395	307	88	65.22	4253.25	-0.14	-0.40

Figure D.5.1 2019 TELPAS Grade 2 Reading
Frequency Distribution of Scale Scores
Online Students

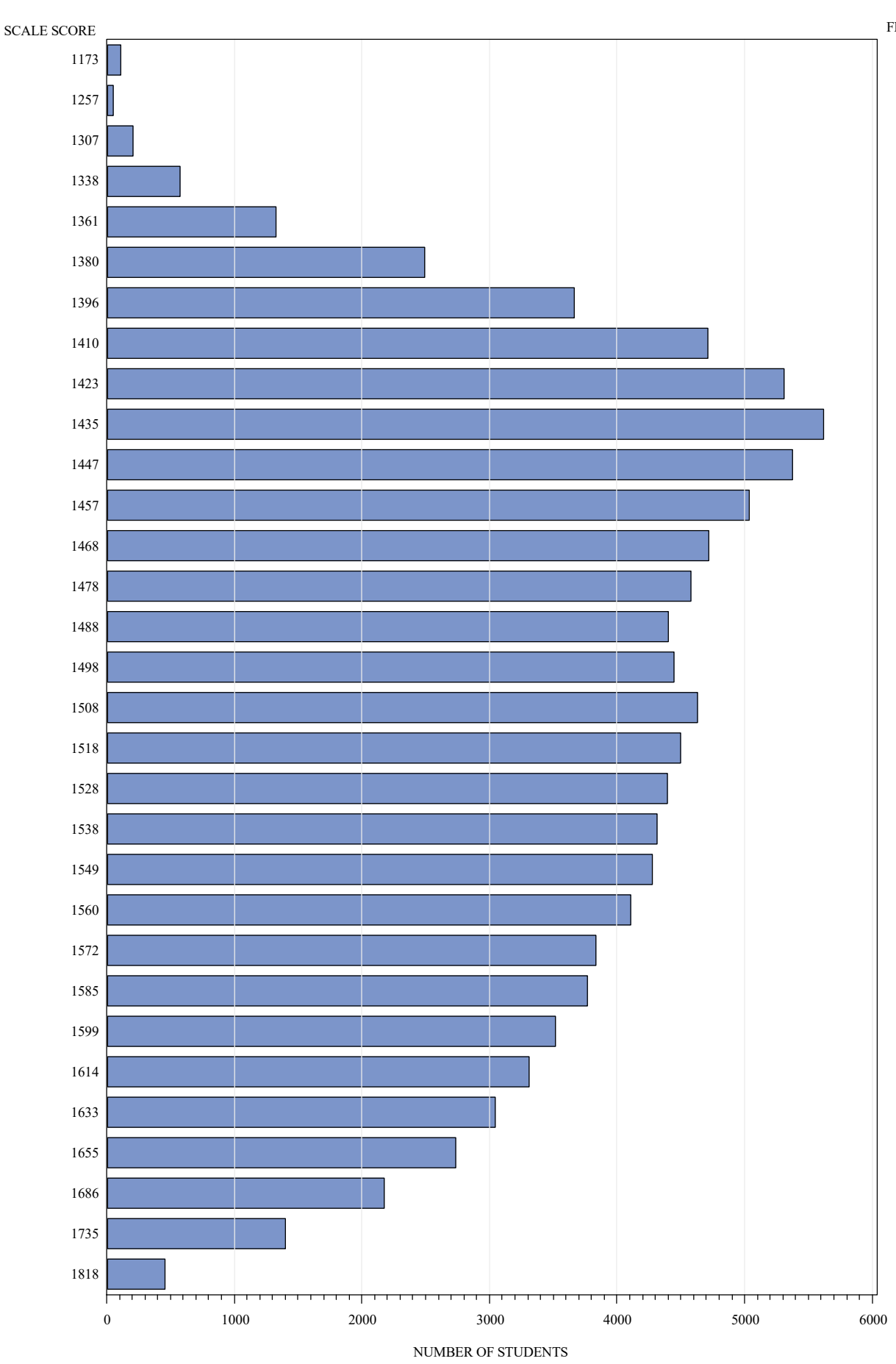

SCALE SCORE	FREQ.	CUM. FREQ.	PCT.	CUM. PCT.
1173	108	108	0.10	0.10
1257	54	162	0.05	0.16
1307	210	372	0.20	0.36
1338	574	946	0.56	0.92
1361	1328	2274	1.29	2.21
1380	2495	4769	2.42	4.63
1396	3663	8432	3.55	8.18
1410	4710	13142	4.57	12.75
1423	5311	18453	5.15	17.90
1435	5617	24070	5.45	23.35
1447	5375	29445	5.21	28.56
1457	5036	34481	4.89	33.45
1468	4720	39201	4.58	38.03
1478	4578	43779	4.44	42.47
1488	4402	48181	4.27	46.74
1498	4443	52624	4.31	51.05
1508	4631	57255	4.49	55.54
1518	4500	61755	4.37	59.91
1528	4396	66151	4.26	64.17
1538	4311	70462	4.18	68.35
1549	4274	74736	4.15	72.50
1560	4104	78840	3.98	76.48
1572	3837	82677	3.72	80.20
1585	3765	86442	3.65	83.85
1599	3521	89963	3.42	87.27
1614	3308	93271	3.21	90.48
1633	3042	96313	2.95	93.43
1655	2738	99051	2.66	96.09
1686	2178	101229	2.11	98.20
1735	1398	102627	1.36	99.55
1818	459	103086	0.45	100.00

Figure D.5.2 2019 TELPAS Grade 3 Reading
Frequency Distribution of Scale Scores
Online Students

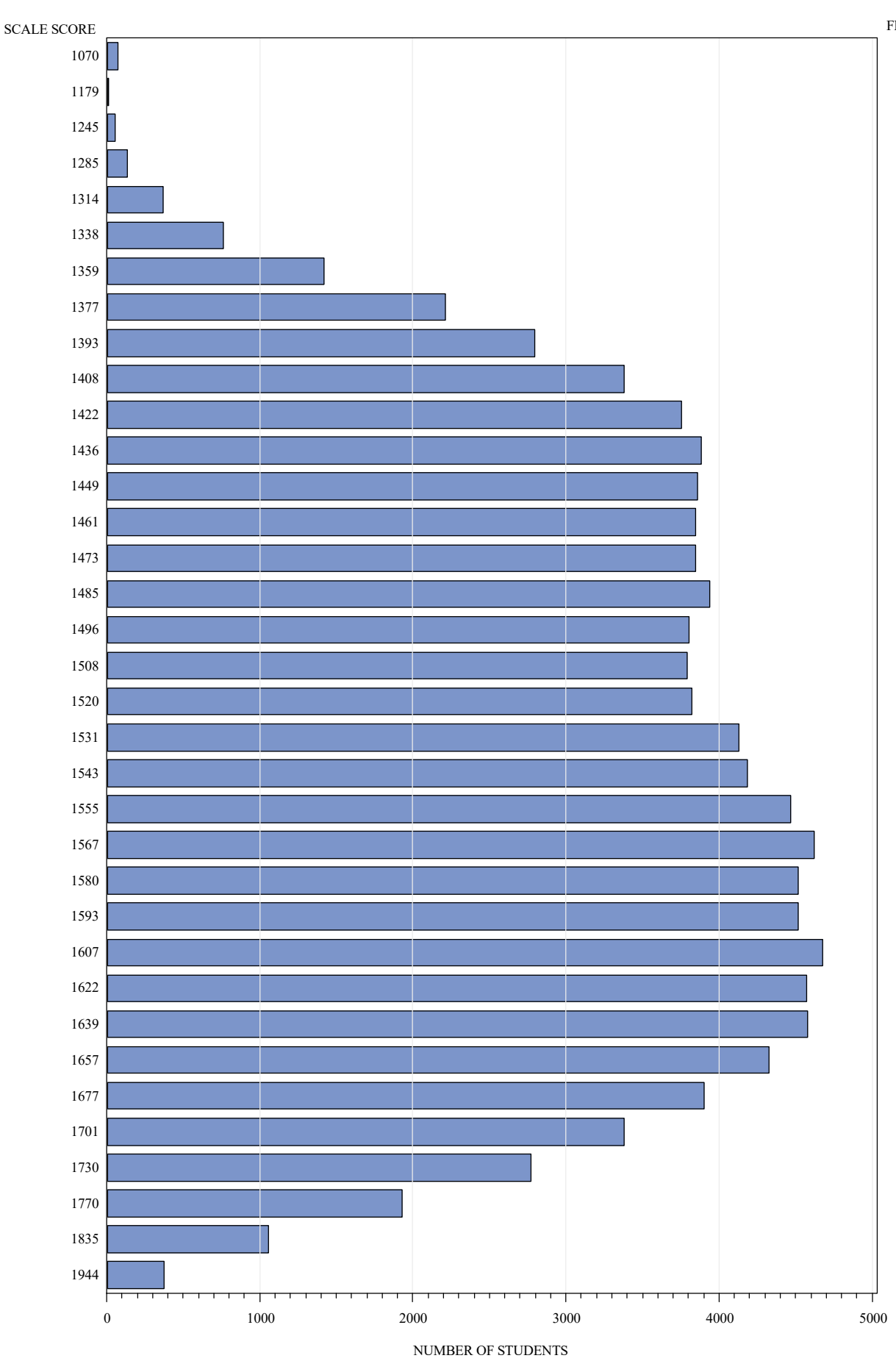

SCALE SCORE	FREQ.	CUM. FREQ.	PCT.	CUM. PCT.
1070	76	76	0.07	0.07
1179	15	91	0.01	0.09
1245	57	148	0.05	0.14
1285	134	282	0.13	0.27
1314	370	652	0.36	0.63
1338	761	1413	0.73	1.36
1359	1419	2832	1.37	2.73
1377	2215	5047	2.13	4.86
1393	2798	7845	2.70	7.56
1408	3378	11223	3.26	10.81
1422	3752	14975	3.62	14.43
1436	3883	18858	3.74	18.17
1449	3862	22720	3.72	21.89
1461	3849	26569	3.71	25.60
1473	3848	30417	3.71	29.31
1485	3941	34358	3.80	33.11
1496	3805	38163	3.67	36.77
1508	3790	41953	3.65	40.43
1520	3820	45773	3.68	44.11
1531	4130	49903	3.98	48.09
1543	4187	54090	4.03	52.12
1555	4466	58556	4.30	56.42
1567	4622	63178	4.45	60.88
1580	4519	67697	4.35	65.23
1593	4515	72212	4.35	69.58
1607	4677	76889	4.51	74.09
1622	4571	81460	4.40	78.50
1639	4577	86037	4.41	82.91
1657	4326	90363	4.17	87.07
1677	3904	94267	3.76	90.84
1701	3377	97644	3.25	94.09
1730	2773	100417	2.67	96.76
1770	1927	102344	1.86	98.62
1835	1058	103402	1.02	99.64
1944	375	103777	0.36	100.00

Figure D.5.3 2019 TELPAS Grade 4 Reading
Frequency Distribution of Scale Scores
Online Students

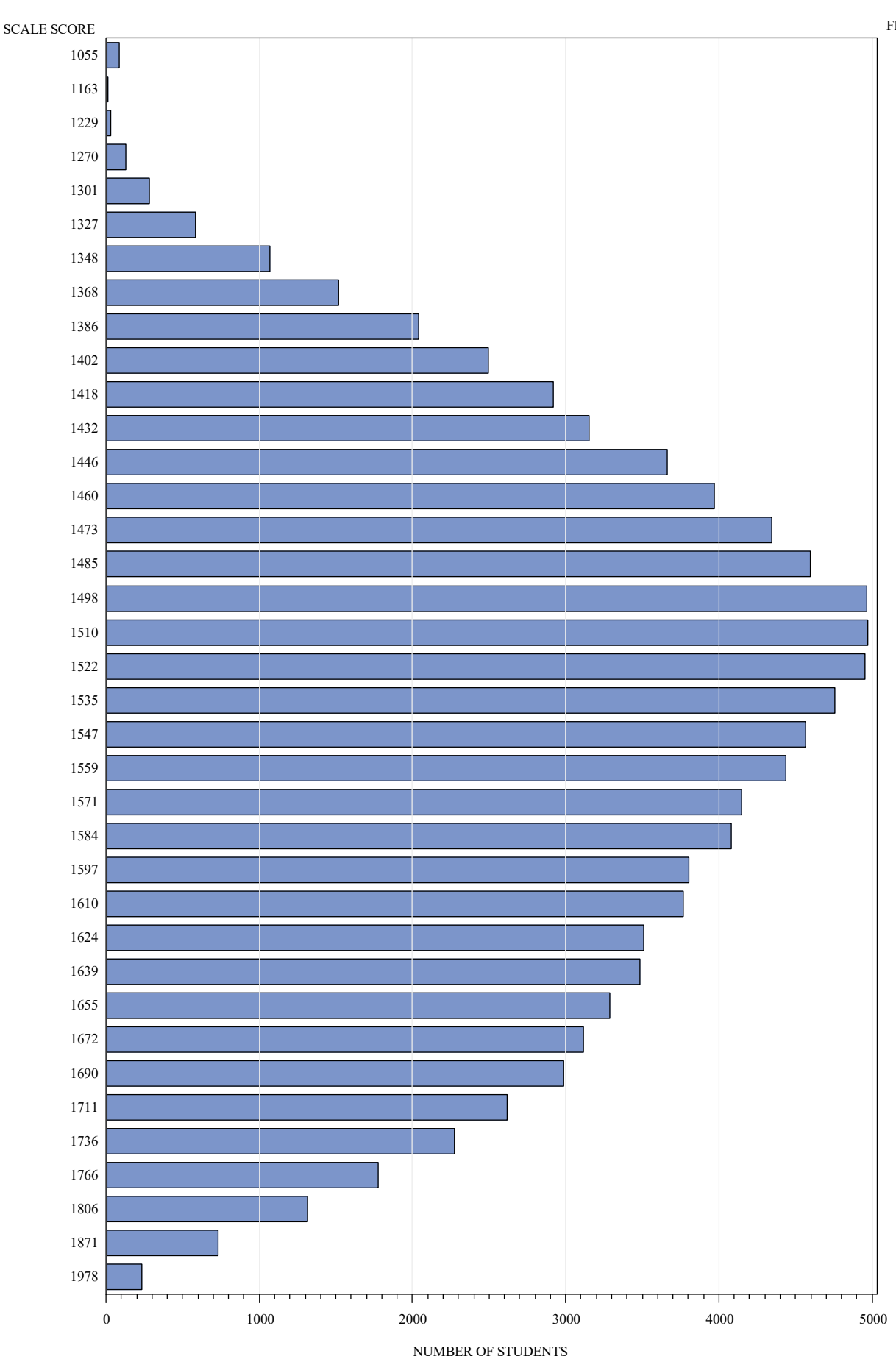

SCALE SCORE	FREQ.	CUM. FREQ.	PCT.	CUM. PCT.
1055	88	88	0.09	0.09
1163	15	103	0.01	0.10
1229	29	132	0.03	0.13
1270	129	261	0.13	0.26
1301	284	545	0.28	0.54
1327	587	1132	0.58	1.12
1348	1072	2204	1.06	2.19
1368	1517	3721	1.51	3.70
1386	2040	5761	2.03	5.72
1402	2495	8256	2.48	8.20
1418	2920	11176	2.90	11.10
1432	3153	14329	3.13	14.23
1446	3660	17989	3.64	17.87
1460	3968	21957	3.94	21.81
1473	4345	26302	4.32	26.12
1485	4598	30900	4.57	30.69
1498	4966	35866	4.93	35.62
1510	4974	40840	4.94	40.56
1522	4955	45795	4.92	45.48
1535	4756	50551	4.72	50.21
1547	4563	55114	4.53	54.74
1559	4438	59552	4.41	59.15
1571	4148	63700	4.12	63.27
1584	4080	67780	4.05	67.32
1597	3801	71581	3.78	71.10
1610	3766	75347	3.74	74.84
1624	3510	78857	3.49	78.32
1639	3484	82341	3.46	81.78
1655	3287	85628	3.26	85.05
1672	3117	88745	3.10	88.14
1690	2988	91733	2.97	91.11
1711	2620	94353	2.60	93.71
1736	2273	96626	2.26	95.97
1766	1776	98402	1.76	97.73
1806	1318	99720	1.31	99.04
1871	731	100451	0.73	99.77
1978	232	100683	0.23	100.00

Figure D.5.4 2019 TELPAS Grade 5 Reading
Frequency Distribution of Scale Scores
Online Students

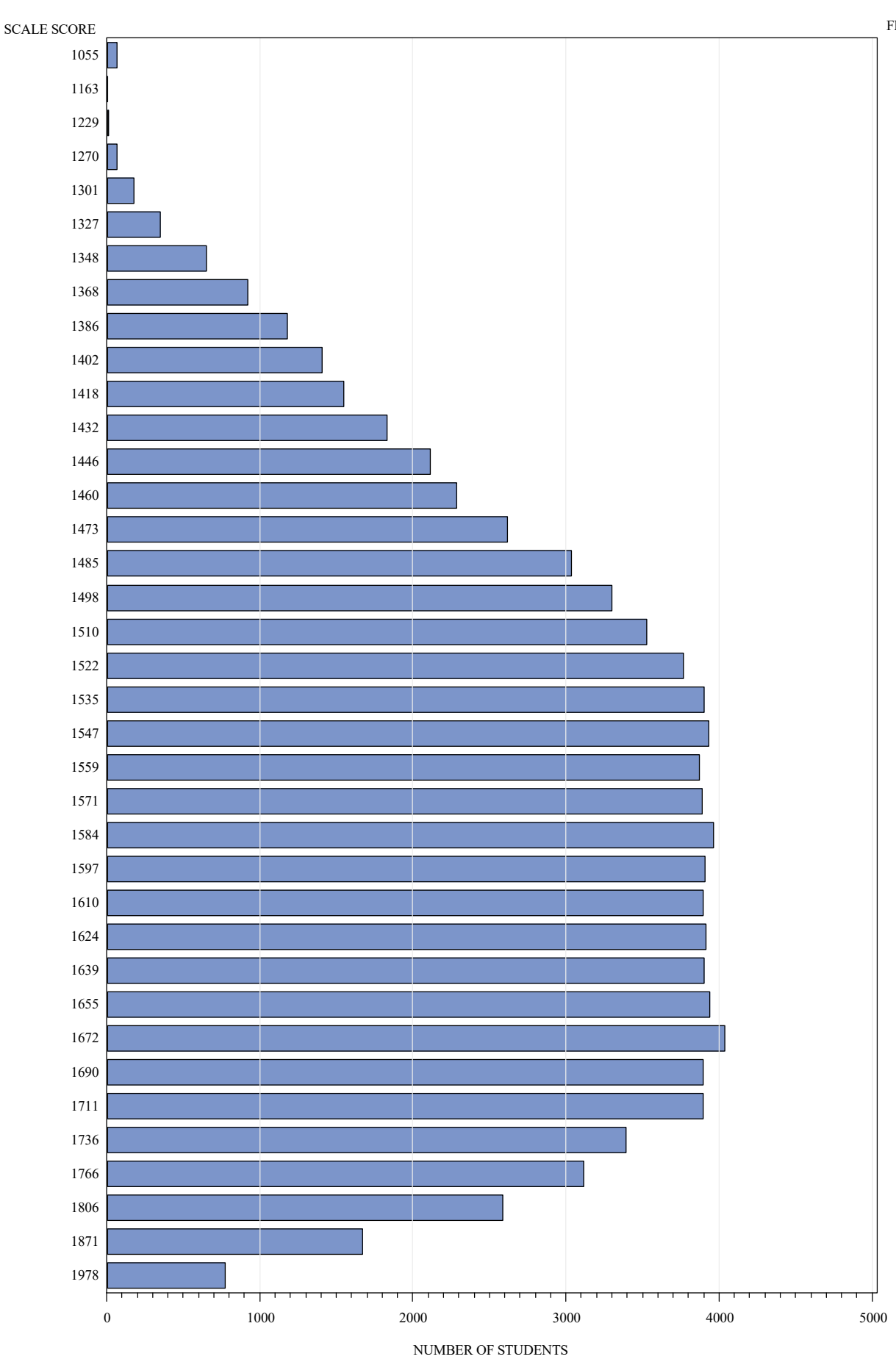

SCALE SCORE	FREQ.	CUM. FREQ.	PCT.	CUM. PCT.
1055	65	65	0.07	0.07
1163	8	73	0.01	0.08
1229	14	87	0.02	0.10
1270	69	156	0.08	0.17
1301	178	334	0.19	0.37
1327	349	683	0.38	0.75
1348	653	1336	0.71	1.46
1368	921	2257	1.01	2.47
1386	1183	3440	1.29	3.77
1402	1405	4845	1.54	5.30
1418	1547	6392	1.69	7.00
1432	1834	8226	2.01	9.00
1446	2116	10342	2.32	11.32
1460	2286	12628	2.50	13.82
1473	2617	15245	2.86	16.69
1485	3033	18278	3.32	20.01
1498	3298	21576	3.61	23.62
1510	3526	25102	3.86	27.48
1522	3766	28868	4.12	31.60
1535	3905	32773	4.27	35.87
1547	3931	36704	4.30	40.18
1559	3873	40577	4.24	44.42
1571	3888	44465	4.26	48.67
1584	3965	48430	4.34	53.01
1597	3907	52337	4.28	57.29
1610	3895	56232	4.26	61.55
1624	3916	60148	4.29	65.84
1639	3899	64047	4.27	70.11
1655	3936	67983	4.31	74.42
1672	4039	72022	4.42	78.84
1690	3894	75916	4.26	83.10
1711	3896	79812	4.26	87.37
1736	3391	83203	3.71	91.08
1766	3114	86317	3.41	94.49
1806	2589	88906	2.83	97.32
1871	1672	90578	1.83	99.15
1978	776	91354	0.85	100.00

Figure D.5.5 2019 TELPAS Grade 6 Reading
Frequency Distribution of Scale Scores
Online Students

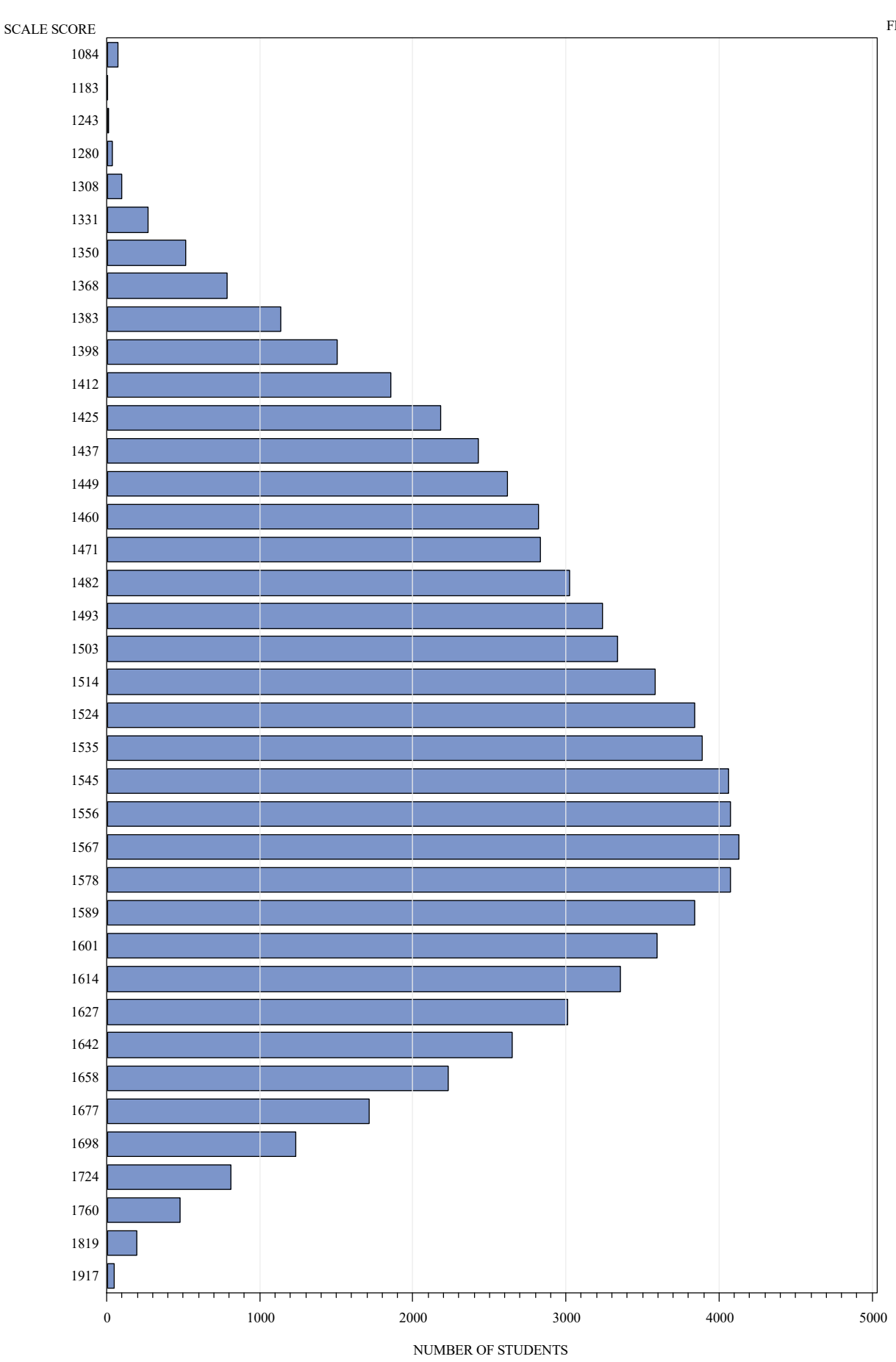

SCALE SCORE	FREQ.	CUM. FREQ.	PCT.	CUM. PCT.
1084	72	72	0.09	0.09
1183	7	79	0.01	0.10
1243	14	93	0.02	0.12
1280	40	133	0.05	0.17
1308	101	234	0.13	0.29
1331	268	502	0.34	0.63
1350	515	1017	0.65	1.28
1368	785	1802	0.99	2.26
1383	1139	2941	1.43	3.69
1398	1505	4446	1.89	5.58
1412	1855	6301	2.33	7.91
1425	2182	8483	2.74	10.66
1437	2429	10912	3.05	13.71
1449	2619	13531	3.29	17.00
1460	2820	16351	3.54	20.54
1471	2833	19184	3.56	24.10
1482	3025	22209	3.80	27.90
1493	3240	25449	4.07	31.97
1503	3334	28783	4.19	36.15
1514	3583	32366	4.50	40.65
1524	3841	36207	4.82	45.48
1535	3891	40098	4.89	50.37
1545	4063	44161	5.10	55.47
1556	4075	48236	5.12	60.59
1567	4131	52367	5.19	65.78
1578	4071	56438	5.11	70.89
1589	3839	60277	4.82	75.71
1601	3594	63871	4.51	80.23
1614	3356	67227	4.22	84.44
1627	3013	70240	3.78	88.23
1642	2649	72889	3.33	91.55
1658	2232	75121	2.80	94.36
1677	1715	76836	2.15	96.51
1698	1237	78073	1.55	98.07
1724	814	78887	1.02	99.09
1760	479	79366	0.60	99.69
1819	196	79562	0.25	99.94
1917	51	79613	0.06	100.00

Figure D.5.6 2019 TELPAS Grade 7 Reading
Frequency Distribution of Scale Scores
Online Students

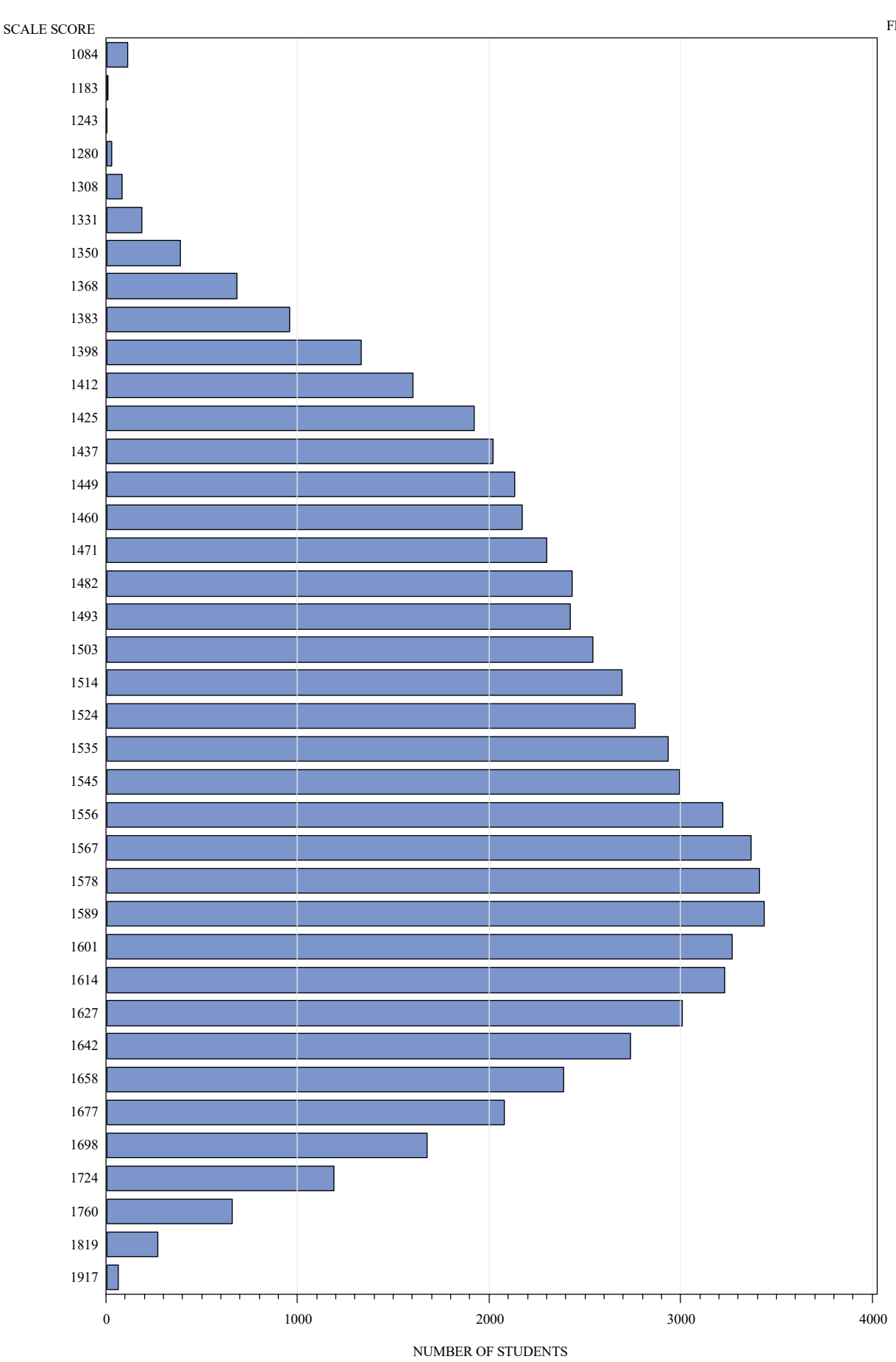

SCALE SCORE	FREQ.	CUM. FREQ.	PCT.	CUM. PCT.
1084	114	114	0.17	0.17
1183	9	123	0.01	0.18
1243	7	130	0.01	0.19
1280	32	162	0.05	0.24
1308	85	247	0.12	0.36
1331	188	435	0.27	0.63
1350	387	822	0.56	1.20
1368	685	1507	1.00	2.19
1383	958	2465	1.39	3.59
1398	1331	3796	1.94	5.52
1412	1604	5400	2.33	7.85
1425	1921	7321	2.79	10.65
1437	2022	9343	2.94	13.59
1449	2134	11477	3.10	16.69
1460	2174	13651	3.16	19.85
1471	2299	15950	3.34	23.20
1482	2433	18383	3.54	26.74
1493	2423	20806	3.52	30.26
1503	2544	23350	3.70	33.96
1514	2694	26044	3.92	37.88
1524	2765	28809	4.02	41.90
1535	2933	31742	4.27	46.17
1545	2994	34736	4.35	50.52
1556	3221	37957	4.68	55.21
1567	3369	41326	4.90	60.11
1578	3412	44738	4.96	65.07
1589	3434	48172	4.99	70.06
1601	3271	51443	4.76	74.82
1614	3232	54675	4.70	79.52
1627	3010	57685	4.38	83.90
1642	2737	60422	3.98	87.88
1658	2389	62811	3.47	91.35
1677	2079	64890	3.02	94.38
1698	1678	66568	2.44	96.82
1724	1192	67760	1.73	98.55
1760	657	68417	0.96	99.51
1819	273	68690	0.40	99.91
1917	65	68755	0.09	100.00

Figure D.5.7 2019 TELPAS Grade 8 Reading
Frequency Distribution of Scale Scores
Online Students

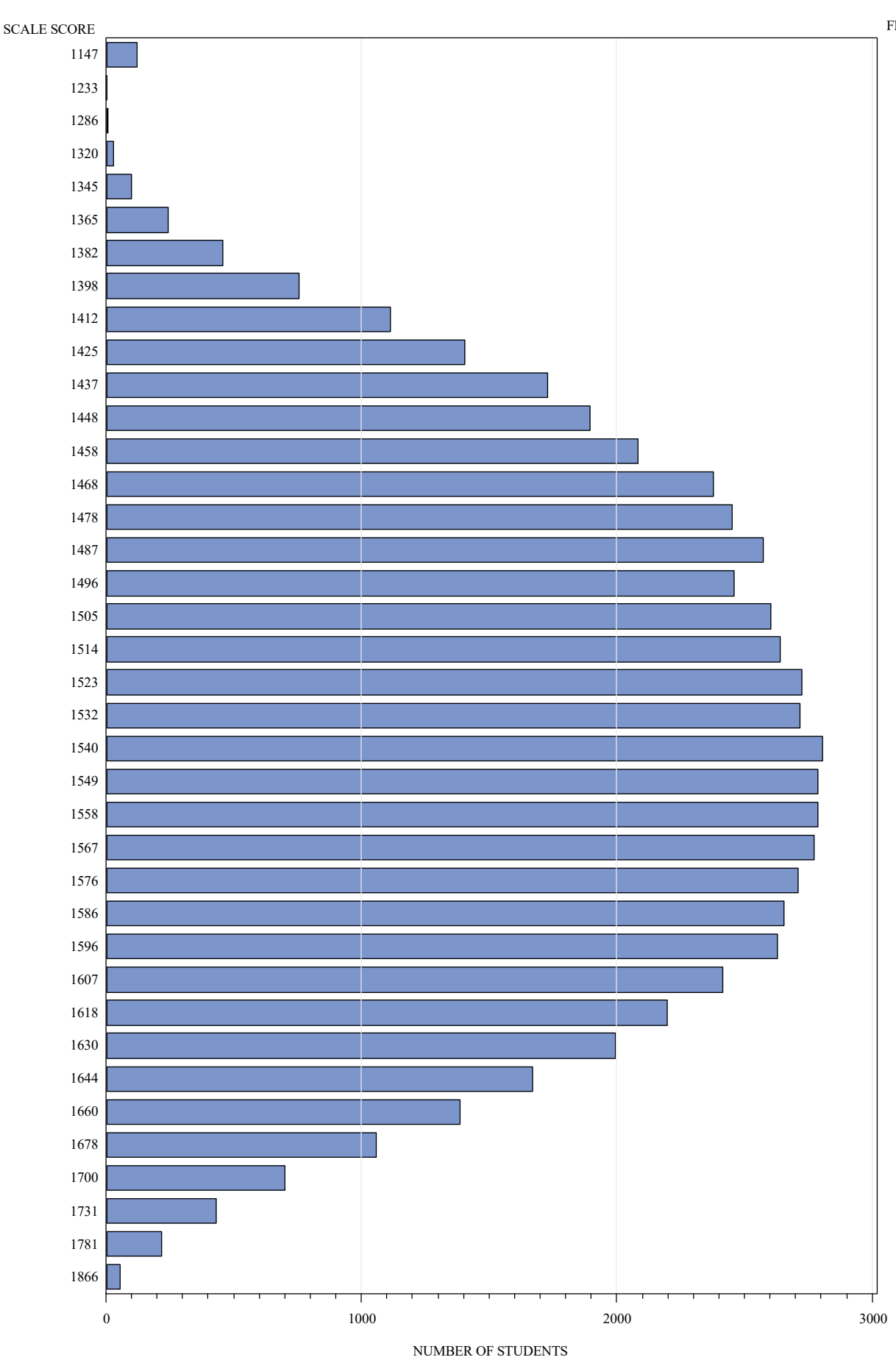

SCALE SCORE	FREQ.	CUM. FREQ.	PCT.	CUM. PCT.
1147	120	120	0.19	0.19
1233	5	125	0.01	0.20
1286	6	131	0.01	0.21
1320	31	162	0.05	0.26
1345	98	260	0.16	0.42
1365	244	504	0.40	0.82
1382	458	962	0.74	1.56
1398	757	1719	1.23	2.78
1412	1112	2831	1.80	4.58
1425	1404	4235	2.27	6.86
1437	1731	5966	2.80	9.66
1448	1895	7861	3.07	12.73
1458	2082	9943	3.37	16.10
1468	2377	12320	3.85	19.95
1478	2452	14772	3.97	23.92
1487	2575	17347	4.17	28.09
1496	2460	19807	3.98	32.07
1505	2602	22409	4.21	36.29
1514	2641	25050	4.28	40.56
1523	2726	27776	4.41	44.98
1532	2719	30495	4.40	49.38
1540	2804	33299	4.54	53.92
1549	2786	36085	4.51	58.43
1558	2788	38873	4.51	62.94
1567	2771	41644	4.49	67.43
1576	2710	44354	4.39	71.82
1586	2653	47007	4.30	76.11
1596	2627	49634	4.25	80.37
1607	2414	52048	3.91	84.28
1618	2198	54246	3.56	87.84
1630	1995	56241	3.23	91.07
1644	1671	57912	2.71	93.77
1660	1386	59298	2.24	96.02
1678	1058	60356	1.71	97.73
1700	701	61057	1.14	98.86
1731	430	61487	0.70	99.56
1781	216	61703	0.35	99.91
1866	55	61758	0.09	100.00

Figure D.5.8 2019 TELPAS Grade 9 Reading
Frequency Distribution of Scale Scores
Online Students

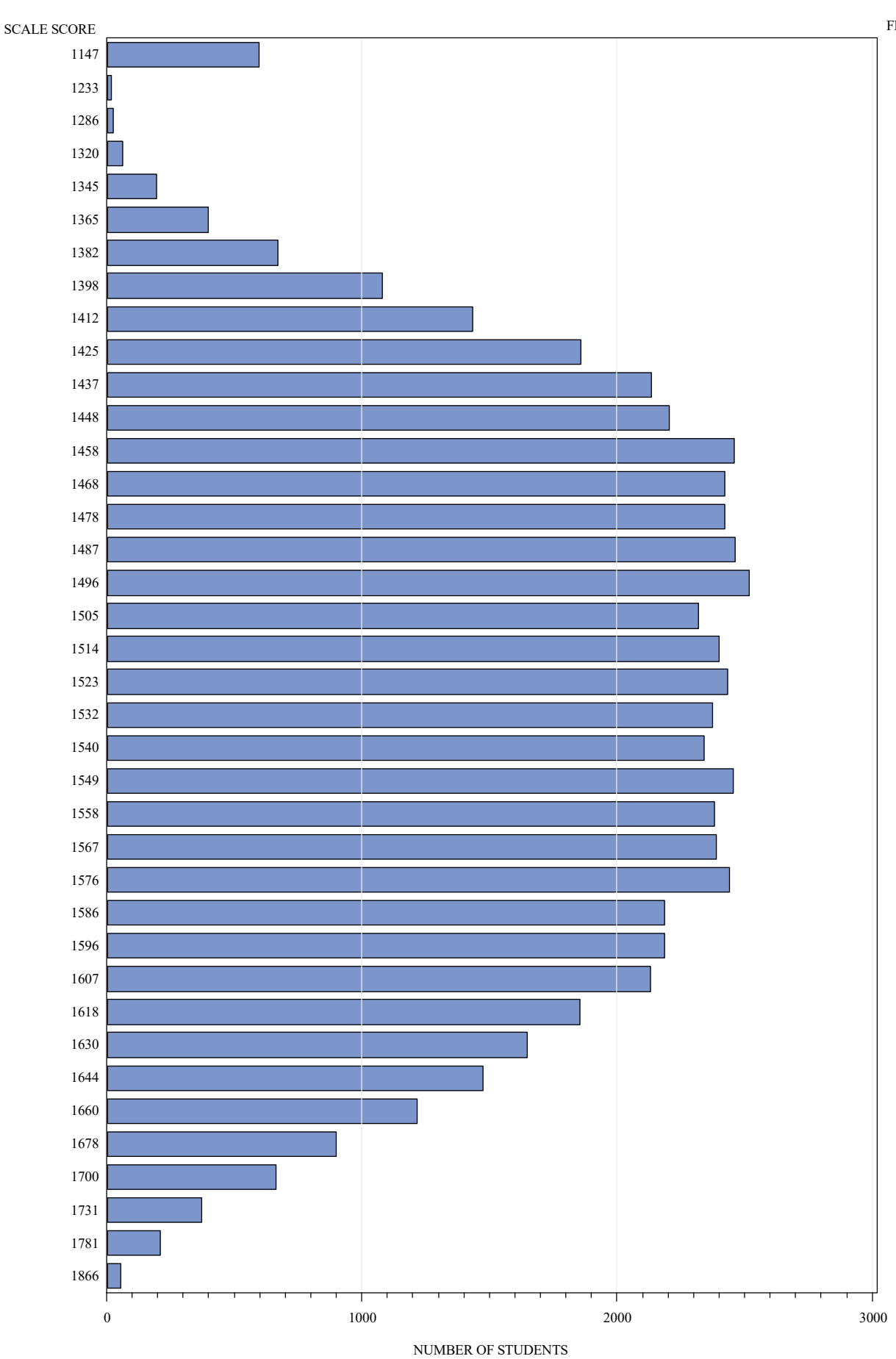

SCALE SCORE	FREQ.	CUM. FREQ.	PCT.	CUM. PCT.
1147	596	596	1.00	1.00
1233	17	613	0.03	1.03
1286	25	638	0.04	1.07
1320	64	702	0.11	1.18
1345	194	896	0.33	1.51
1365	400	1296	0.67	2.18
1382	671	1967	1.13	3.31
1398	1080	3047	1.82	5.13
1412	1433	4480	2.41	7.54
1425	1858	6338	3.13	10.67
1437	2134	8472	3.59	14.26
1448	2204	10676	3.71	17.97
1458	2461	13137	4.14	22.12
1468	2422	15559	4.08	26.19
1478	2422	17981	4.08	30.27
1487	2462	20443	4.14	34.42
1496	2520	22963	4.24	38.66
1505	2319	25282	3.90	42.56
1514	2401	27683	4.04	46.61
1523	2434	30117	4.10	50.70
1532	2374	32491	4.00	54.70
1540	2342	34833	3.94	58.64
1549	2454	37287	4.13	62.77
1558	2383	39670	4.01	66.79
1567	2388	42058	4.02	70.81
1576	2441	44499	4.11	74.92
1586	2188	46687	3.68	78.60
1596	2187	48874	3.68	82.28
1607	2130	51004	3.59	85.87
1618	1856	52860	3.12	88.99
1630	1647	54507	2.77	91.76
1644	1476	55983	2.48	94.25
1660	1217	57200	2.05	96.30
1678	899	58099	1.51	97.81
1700	664	58763	1.12	98.93
1731	372	59135	0.63	99.56
1781	209	59344	0.35	99.91
1866	55	59399	0.09	100.00

Figure D.5.9 2019 TELPAS Grade 10 Reading
Frequency Distribution of Scale Scores
Online Students

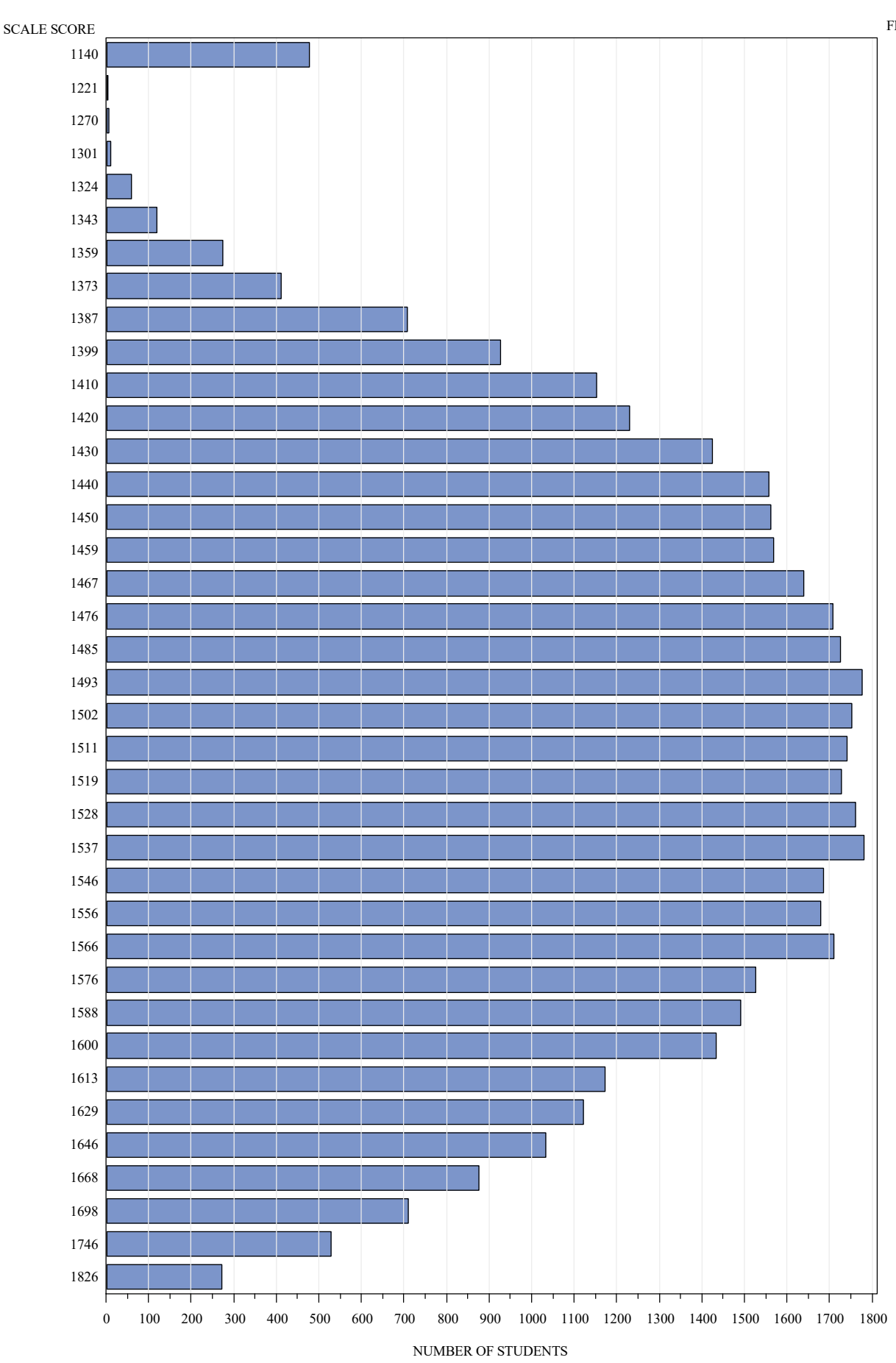

SCALE SCORE	FREQ.	CUM. FREQ.	PCT.	CUM. PCT.
1140	478	478	1.13	1.13
1221	4	482	0.01	1.14
1270	6	488	0.01	1.15
1301	11	499	0.03	1.18
1324	59	558	0.14	1.32
1343	120	678	0.28	1.60
1359	275	953	0.65	2.25
1373	412	1365	0.97	3.22
1387	707	2072	1.67	4.89
1399	928	3000	2.19	7.08
1410	1152	4152	2.72	9.80
1420	1229	5381	2.90	12.71
1430	1424	6805	3.36	16.07
1440	1558	8363	3.68	19.75
1450	1562	9925	3.69	23.44
1459	1568	11493	3.70	27.14
1467	1639	13132	3.87	31.01
1476	1708	14840	4.03	35.04
1485	1725	16565	4.07	39.12
1493	1776	18341	4.19	43.31
1502	1753	20094	4.14	47.45
1511	1740	21834	4.11	51.56
1519	1727	23561	4.08	55.64
1528	1760	25321	4.16	59.80
1537	1780	27101	4.20	64.00
1546	1685	28786	3.98	67.98
1556	1680	30466	3.97	71.95
1566	1711	32177	4.04	75.99
1576	1527	33704	3.61	79.59
1588	1492	35196	3.52	83.12
1600	1434	36630	3.39	86.50
1613	1173	37803	2.77	89.27
1629	1122	38925	2.65	91.92
1646	1033	39958	2.44	94.36
1668	875	40833	2.07	96.43
1698	711	41544	1.68	98.11
1746	529	42073	1.25	99.36
1826	273	42346	0.64	100.00

Figure D.5.10 2019 TELPAS Grade 11 Reading
Frequency Distribution of Scale Scores
Online Students

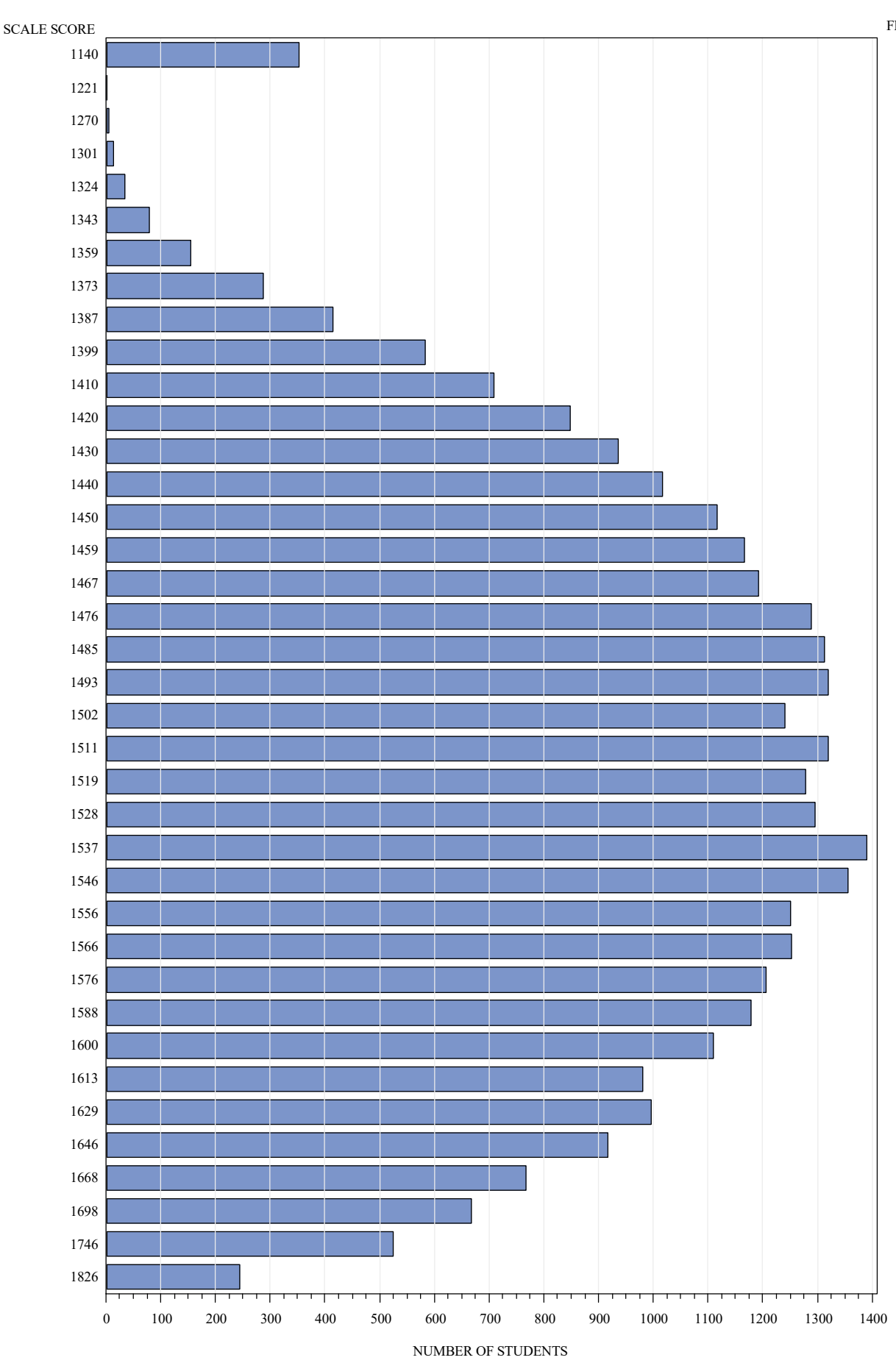

SCALE SCORE	FREQ.	CUM. FREQ.	PCT.	CUM. PCT.
1140	353	353	1.11	1.11
1221	1	354	0.00	1.11
1270	5	359	0.02	1.13
1301	13	372	0.04	1.17
1324	35	407	0.11	1.28
1343	80	487	0.25	1.53
1359	155	642	0.49	2.02
1373	288	930	0.91	2.92
1387	415	1345	1.30	4.23
1399	583	1928	1.83	6.06
1410	709	2637	2.23	8.29
1420	848	3485	2.67	10.96
1430	936	4421	2.94	13.90
1440	1017	5438	3.20	17.10
1450	1117	6555	3.51	20.61
1459	1166	7721	3.67	24.27
1467	1192	8913	3.75	28.02
1476	1289	10202	4.05	32.07
1485	1312	11514	4.12	36.20
1493	1319	12833	4.15	40.34
1502	1241	14074	3.90	44.25
1511	1320	15394	4.15	48.40
1519	1279	16673	4.02	52.42
1528	1296	17969	4.07	56.49
1537	1390	19359	4.37	60.86
1546	1355	20714	4.26	65.12
1556	1250	21964	3.93	69.05
1566	1253	23217	3.94	72.99
1576	1206	24423	3.79	76.78
1588	1179	25602	3.71	80.49
1600	1109	26711	3.49	83.97
1613	980	27691	3.08	87.05
1629	997	28688	3.13	90.19
1646	917	29605	2.88	93.07
1668	768	30373	2.41	95.49
1698	667	31040	2.10	97.58
1746	524	31564	1.65	99.23
1826	245	31809	0.77	100.00

Figure D.5.11 2019 TELPAS Grade 12 Reading
Frequency Distribution of Scale Scores
Online Students

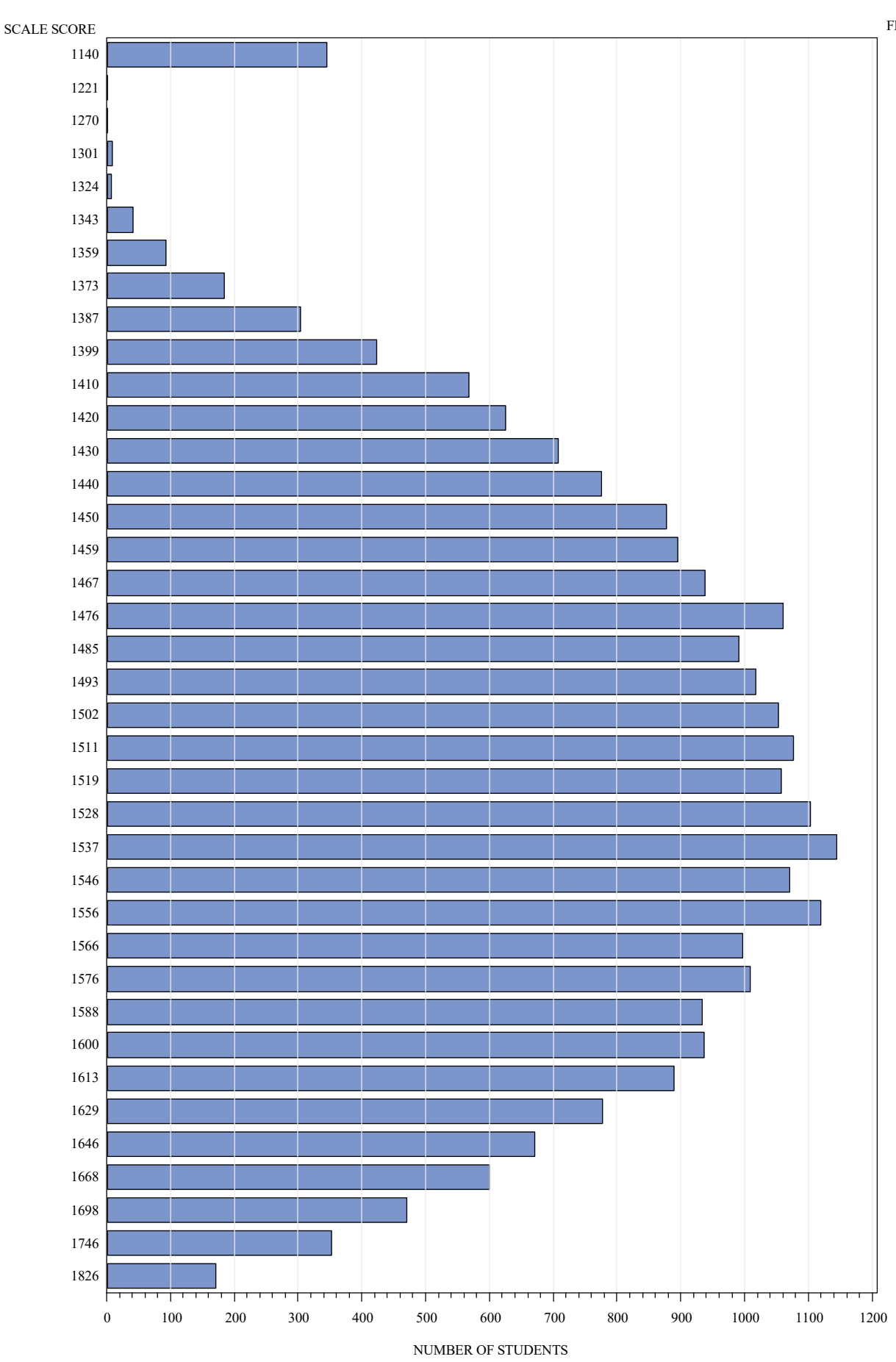

SCALE SCORE	FREQ.	CUM. FREQ.	PCT.	CUM. PCT.
1140	345	345	1.36	1.36
1221	1	346	0.00	1.37
1270	1	347	0.00	1.37
1301	9	356	0.04	1.41
1324	8	364	0.03	1.44
1343	42	406	0.17	1.60
1359	93	499	0.37	1.97
1373	185	684	0.73	2.70
1387	304	988	1.20	3.90
1399	423	1411	1.67	5.58
1410	568	1979	2.24	7.82
1420	625	2604	2.47	10.29
1430	708	3312	2.80	13.09
1440	776	4088	3.07	16.16
1450	878	4966	3.47	19.63
1459	895	5861	3.54	23.16
1467	938	6799	3.71	26.87
1476	1061	7860	4.19	31.06
1485	991	8851	3.92	34.98
1493	1018	9869	4.02	39.00
1502	1053	10922	4.16	43.16
1511	1077	11999	4.26	47.42
1519	1058	13057	4.18	51.60
1528	1103	14160	4.36	55.96
1537	1145	15305	4.52	60.48
1546	1070	16375	4.23	64.71
1556	1120	17495	4.43	69.14
1566	997	18492	3.94	73.08
1576	1009	19501	3.99	77.07
1588	933	20434	3.69	80.75
1600	937	21371	3.70	84.46
1613	890	22261	3.52	87.97
1629	777	23038	3.07	91.04
1646	671	23709	2.65	93.70
1668	600	24309	2.37	96.07
1698	471	24780	1.86	97.93
1746	353	25133	1.40	99.32
1826	171	25304	0.68	100.00

Figure D.5.12 2019 TELPAS Grade 2 Listening
Frequency Distribution of Scale Scores
Online Students

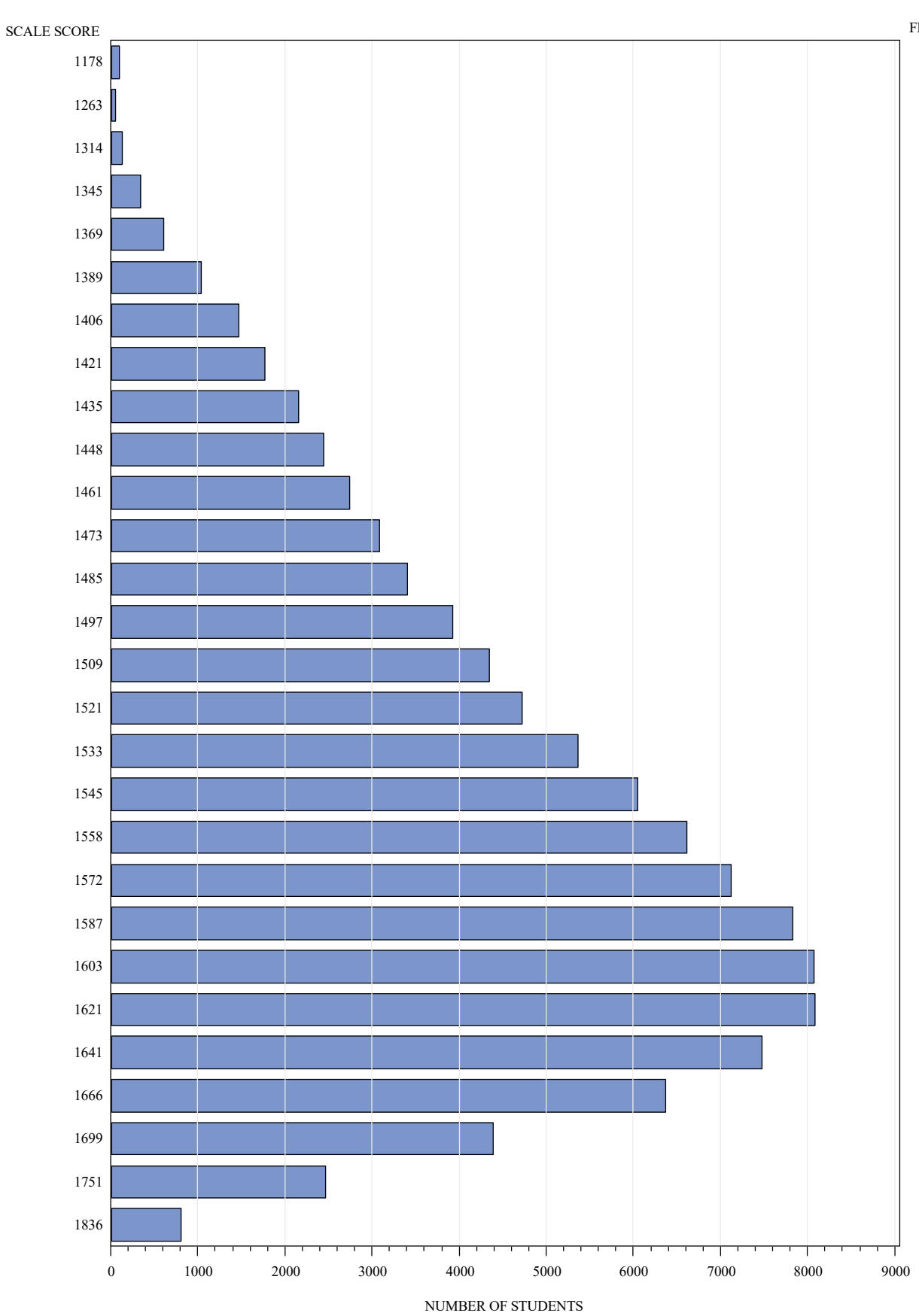

SCALE SCORE	FREQ.	CUM. FREQ.	PCT.	CUM. PCT.
1178	96	96	0.09	0.09
1263	61	157	0.06	0.15
1314	138	295	0.13	0.29
1345	345	640	0.33	0.62
1369	613	1253	0.59	1.22
1389	1039	2292	1.01	2.22
1406	1472	3764	1.43	3.65
1421	1765	5529	1.71	5.37
1435	2153	7682	2.09	7.46
1448	2449	10131	2.38	9.83
1461	2741	12872	2.66	12.49
1473	3081	15953	2.99	15.48
1485	3405	19358	3.30	18.79
1497	3932	23290	3.82	22.61
1509	4351	27641	4.22	26.83
1521	4724	32365	4.59	31.41
1533	5360	37725	5.20	36.62
1545	6054	43779	5.88	42.49
1558	6611	50390	6.42	48.91
1572	7123	57513	6.91	55.82
1587	7830	65343	7.60	63.42
1603	8077	73420	7.84	71.26
1621	8083	81503	7.85	79.11
1641	7477	88980	7.26	86.37
1666	6376	95356	6.19	92.56
1699	4395	99751	4.27	96.82
1751	2463	102214	2.39	99.21
1836	812	103026	0.79	100.00

Notes:

Students who took the listening holistic rating version of the test are not included in the frequency distribution tables.

Figure D.5.13 2019 TELPAS Grade 3 Listening
Frequency Distribution of Scale Scores
Online Students

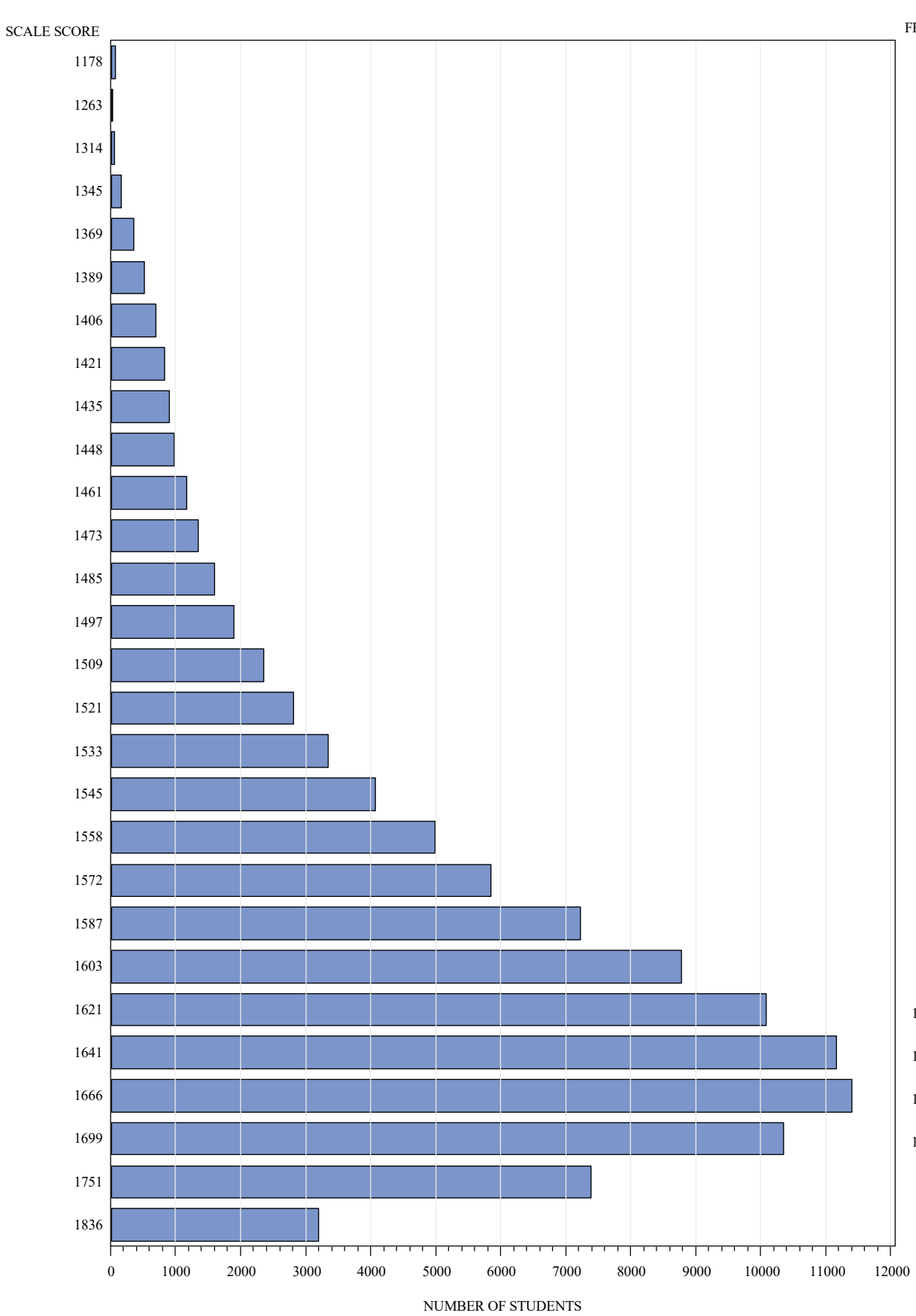

SCALE SCORE	FREQ.	CUM. FREQ.	PCT.	CUM. PCT.
1178	79	79	0.08	0.08
1263	24	103	0.02	0.10
1314	65	168	0.06	0.16
1345	168	336	0.16	0.32
1369	358	694	0.35	0.67
1389	517	1211	0.50	1.17
1406	701	1912	0.68	1.84
1421	826	2738	0.80	2.64
1435	903	3641	0.87	3.51
1448	983	4624	0.95	4.46
1461	1171	5795	1.13	5.59
1473	1349	7144	1.30	6.89
1485	1604	8748	1.55	8.43
1497	1899	10647	1.83	10.27
1509	2357	13004	2.27	12.54
1521	2817	15821	2.72	15.25
1533	3354	19175	3.23	18.49
1545	4070	23245	3.92	22.41
1558	4986	28231	4.81	27.22
1572	5858	34089	5.65	32.87
1587	7231	41320	6.97	39.84
1603	8778	50098	8.46	48.30
1621	10091	60189	9.73	58.03
1641	11167	71356	10.77	68.80
1666	11405	82761	11.00	79.80
1699	10359	93120	9.99	89.78
1751	7394	100514	7.13	96.91
1836	3201	103715	3.09	100.00

Notes:

Students who took the listening holistic rating version of the test are not included in the frequency distribution tables.

Figure D.5.14 2019 TELPAS Grade 4 Listening
Frequency Distribution of Scale Scores
Online Students

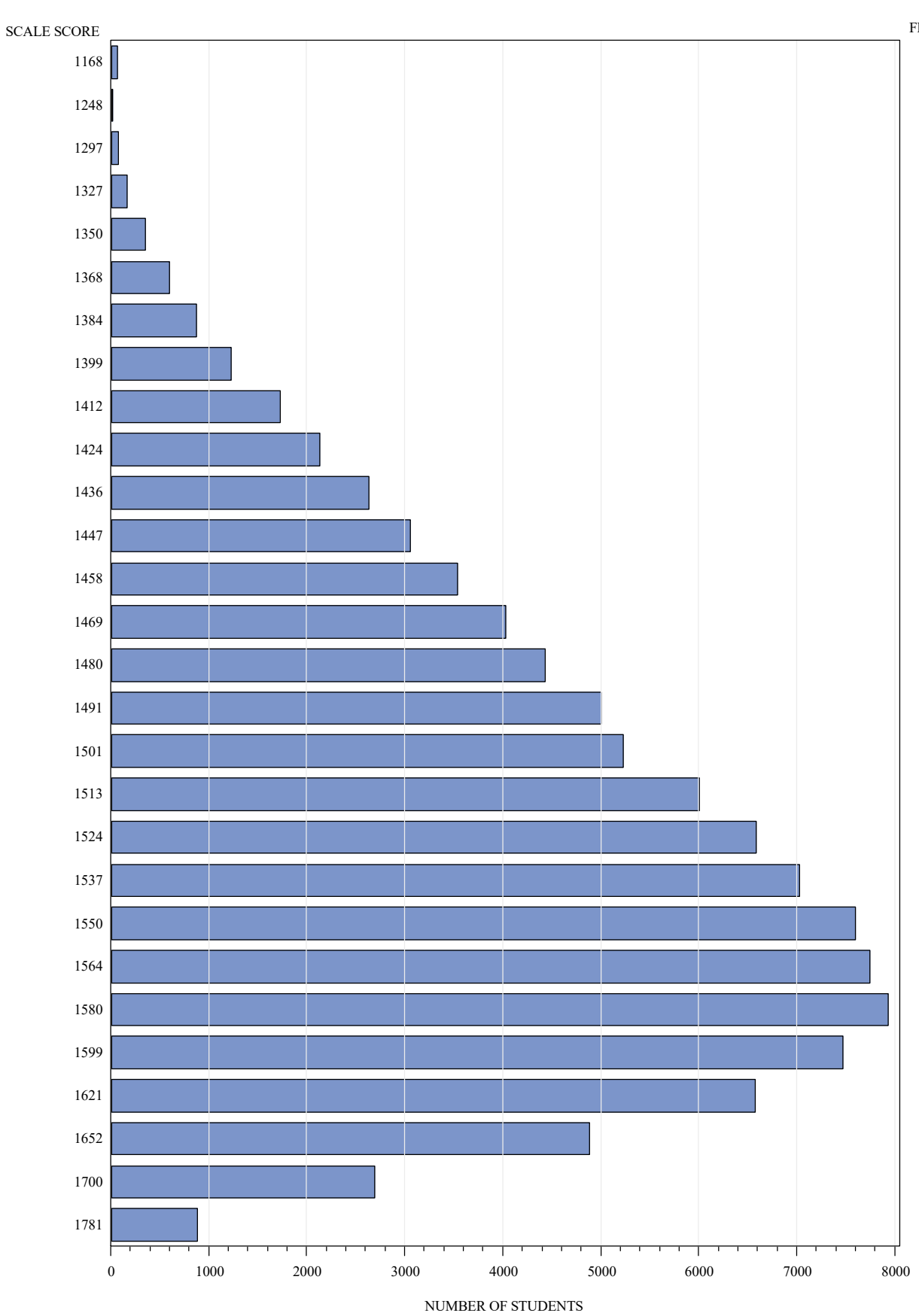

SCALE SCORE	FREQ.	CUM. FREQ.	PCT.	CUM. PCT.
1168	69	69	0.07	0.07
1248	16	85	0.02	0.08
1297	78	163	0.08	0.16
1327	167	330	0.17	0.33
1350	351	681	0.35	0.68
1368	600	1281	0.60	1.27
1384	874	2155	0.87	2.14
1399	1230	3385	1.22	3.36
1412	1734	5119	1.72	5.09
1424	2135	7254	2.12	7.21
1436	2634	9888	2.62	9.83
1447	3062	12950	3.04	12.87
1458	3543	16493	3.52	16.39
1469	4029	20522	4.00	20.40
1480	4431	24953	4.40	24.80
1491	5002	29955	4.97	29.77
1501	5234	35189	5.20	34.97
1513	6009	41198	5.97	40.95
1524	6589	47787	6.55	47.50
1537	7027	54814	6.98	54.48
1550	7597	62411	7.55	62.03
1564	7748	70159	7.70	69.73
1580	7934	78093	7.89	77.62
1599	7472	85565	7.43	85.04
1621	6573	92138	6.53	91.58
1652	4891	97029	4.86	96.44
1700	2697	99726	2.68	99.12
1781	887	100613	0.88	100.00

Notes:

Students who took the listening holistic rating version of the test are not included in the frequency distribution tables.

Figure D.5.15 2019 TELPAS Grade 5 Listening
Frequency Distribution of Scale Scores
Online Students

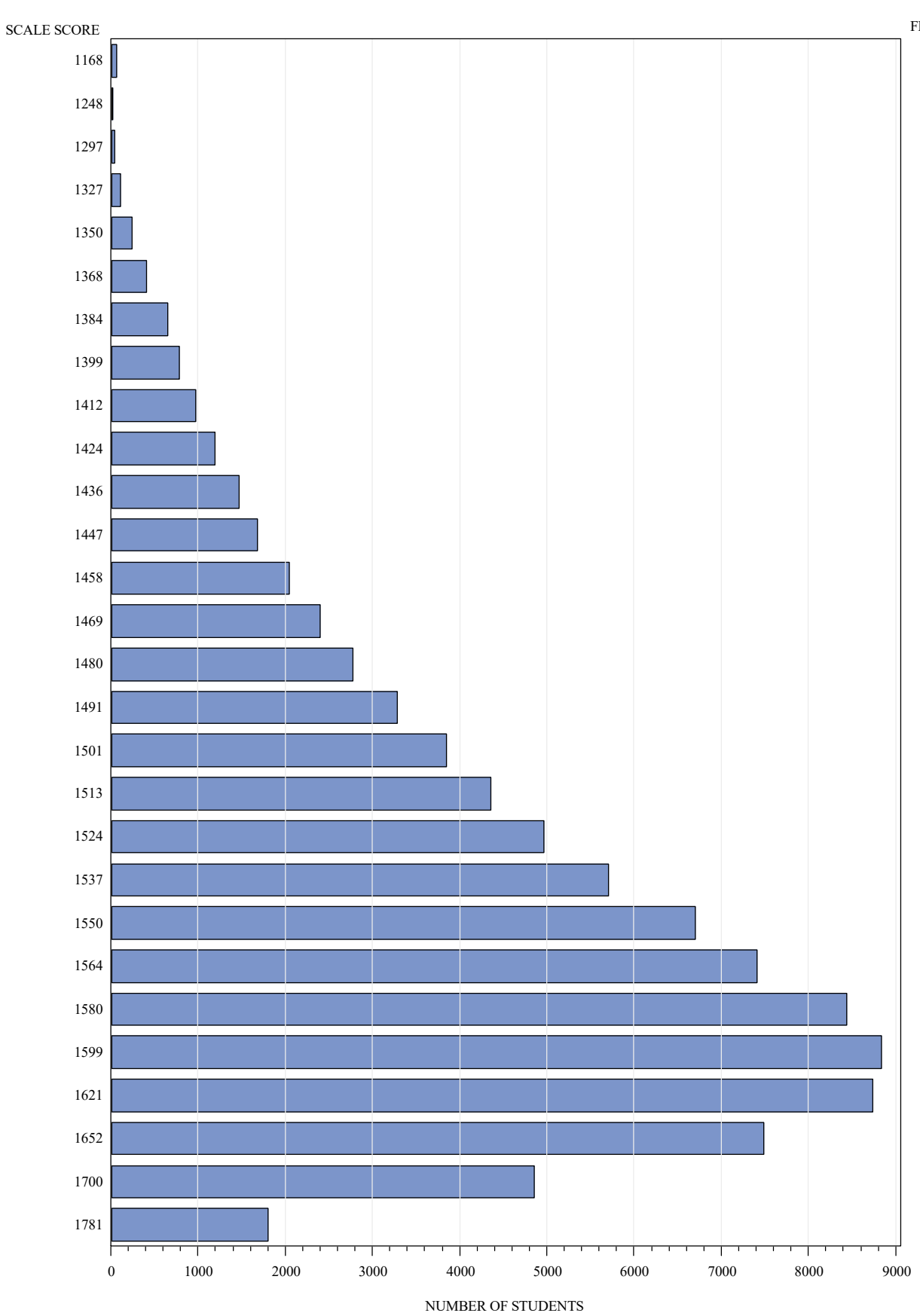

SCALE SCORE	FREQ.	CUM. FREQ.	PCT.	CUM. PCT.
1168	67	67	0.07	0.07
1248	18	85	0.02	0.09
1297	49	134	0.05	0.15
1327	116	250	0.13	0.27
1350	245	495	0.27	0.54
1368	405	900	0.44	0.99
1384	652	1552	0.71	1.70
1399	785	2337	0.86	2.56
1412	975	3312	1.07	3.63
1424	1198	4510	1.31	4.94
1436	1469	5979	1.61	6.55
1447	1687	7666	1.85	8.39
1458	2049	9715	2.24	10.64
1469	2396	12111	2.62	13.26
1480	2777	14888	3.04	16.30
1491	3285	18173	3.60	19.90
1501	3845	22018	4.21	24.11
1513	4360	26378	4.77	28.88
1524	4968	31346	5.44	34.32
1537	5712	37058	6.25	40.58
1550	6706	43764	7.34	47.92
1564	7411	51175	8.11	56.03
1580	8444	59619	9.25	65.28
1599	8837	68456	9.68	74.95
1621	8735	77191	9.56	84.52
1652	7484	84675	8.19	92.71
1700	4858	89533	5.32	98.03
1781	1799	91332	1.97	100.00

Notes:

Students who took the listening holistic rating version of the test are not included in the frequency distribution tables.

Figure D.5.16 2019 TELPAS Grade 6 Listening
Frequency Distribution of Scale Scores
Online Students

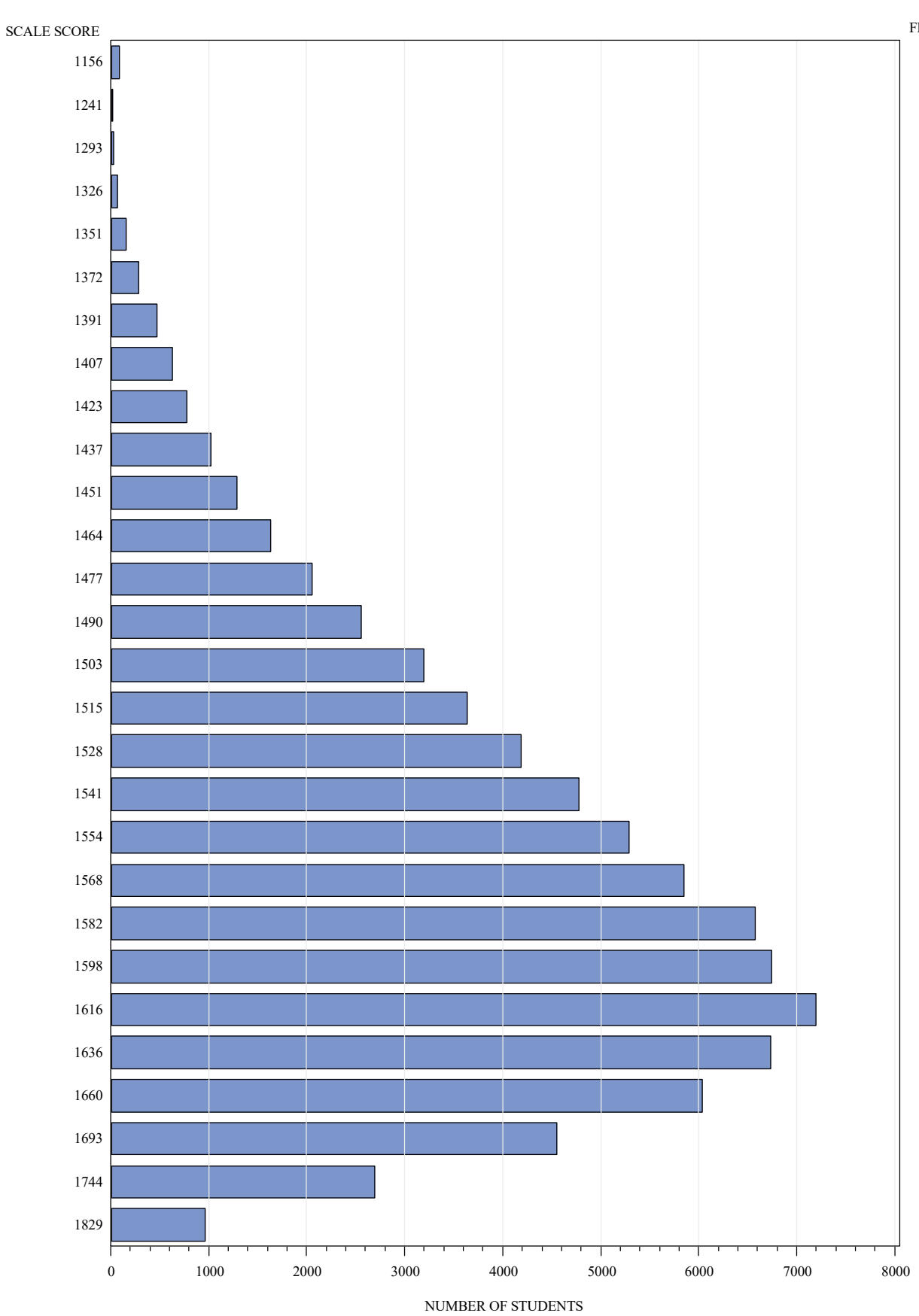

SCALE SCORE	FREQ.	CUM. FREQ.	PCT.	CUM. PCT.
1156	93	93	0.12	0.12
1241	17	110	0.02	0.14
1293	29	139	0.04	0.17
1326	74	213	0.09	0.27
1351	158	371	0.20	0.47
1372	287	658	0.36	0.83
1391	474	1132	0.60	1.42
1407	626	1758	0.79	2.21
1423	779	2537	0.98	3.19
1437	1023	3560	1.29	4.48
1451	1286	4846	1.62	6.09
1464	1628	6474	2.05	8.14
1477	2058	8532	2.59	10.73
1490	2559	11091	3.22	13.95
1503	3196	14287	4.02	17.96
1515	3635	17922	4.57	22.53
1528	4192	22114	5.27	27.81
1541	4782	26896	6.01	33.82
1554	5291	32187	6.65	40.47
1568	5846	38033	7.35	47.82
1582	6575	44608	8.27	56.09
1598	6747	51355	8.48	64.57
1616	7199	58554	9.05	73.62
1636	6730	65284	8.46	82.09
1660	6033	71317	7.59	89.67
1693	4557	75874	5.73	95.40
1744	2691	78565	3.38	98.79
1829	966	79531	1.21	100.00

Notes:

Students who took the listening holistic rating version of the test are not included in the frequency distribution tables.

Figure D.5.17 2019 TELPAS Grade 7 Listening
Frequency Distribution of Scale Scores
Online Students

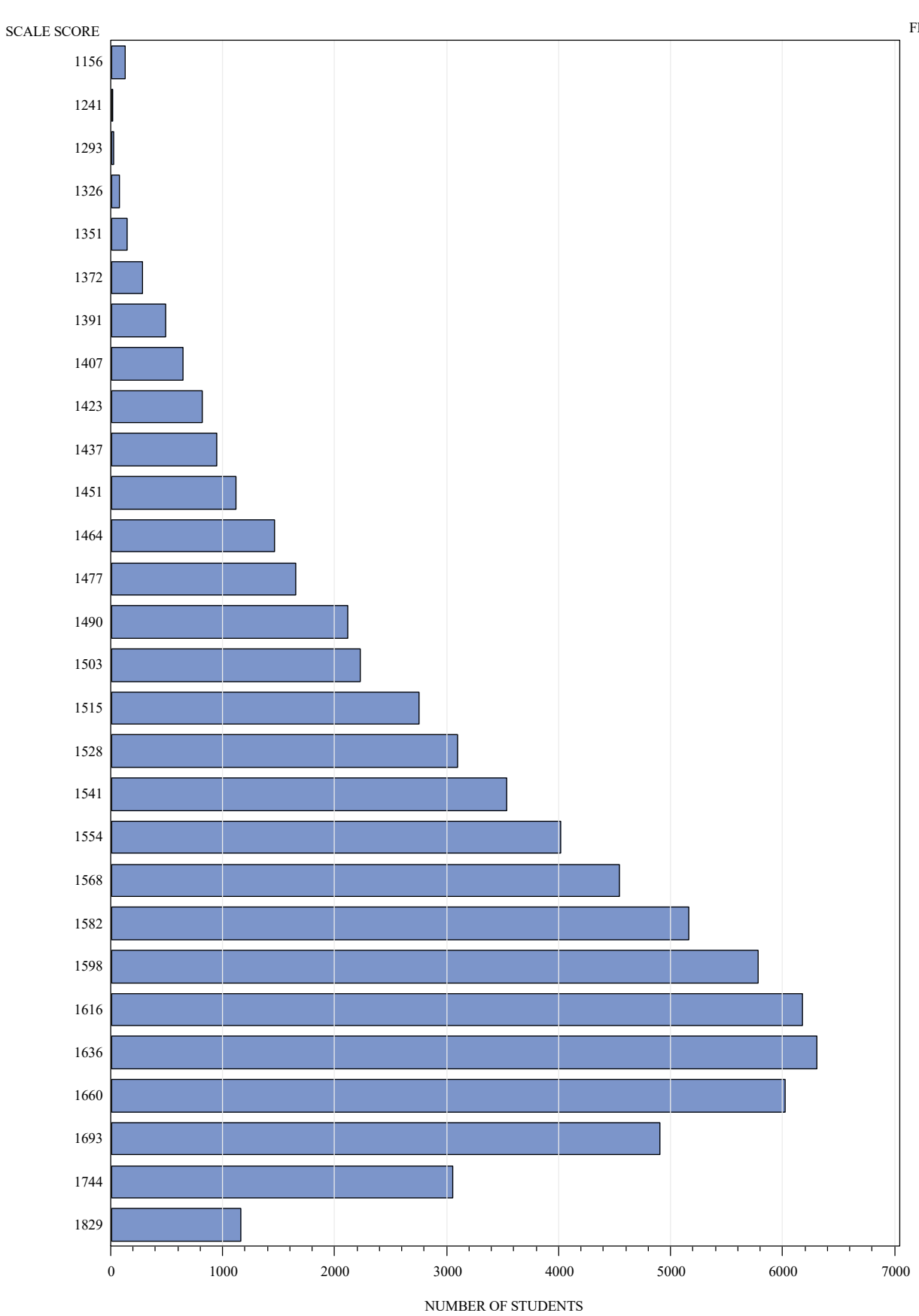

SCALE SCORE	FREQ.	CUM. FREQ.	PCT.	CUM. PCT.
1156	126	126	0.18	0.18
1241	15	141	0.02	0.21
1293	23	164	0.03	0.24
1326	80	244	0.12	0.36
1351	146	390	0.21	0.57
1372	282	672	0.41	0.98
1391	491	1163	0.71	1.69
1407	646	1809	0.94	2.63
1423	817	2626	1.19	3.82
1437	949	3575	1.38	5.21
1451	1119	4694	1.63	6.83
1464	1463	6157	2.13	8.96
1477	1651	7808	2.40	11.37
1490	2120	9928	3.09	14.46
1503	2230	12158	3.25	17.70
1515	2757	14915	4.01	21.72
1528	3101	18016	4.52	26.23
1541	3538	21554	5.15	31.38
1554	4016	25570	5.85	37.23
1568	4544	30114	6.62	43.85
1582	5164	35278	7.52	51.36
1598	5780	41058	8.42	59.78
1616	6176	47234	8.99	68.77
1636	6308	53542	9.18	77.96
1660	6023	59565	8.77	86.73
1693	4900	64465	7.13	93.86
1744	3057	67522	4.45	98.31
1829	1160	68682	1.69	100.00

Notes:

Students who took the listening holistic rating version of the test are not included in the frequency distribution tables.

Figure D.5.18 2019 TELPAS Grade 8 Listening
Frequency Distribution of Scale Scores
Online Students

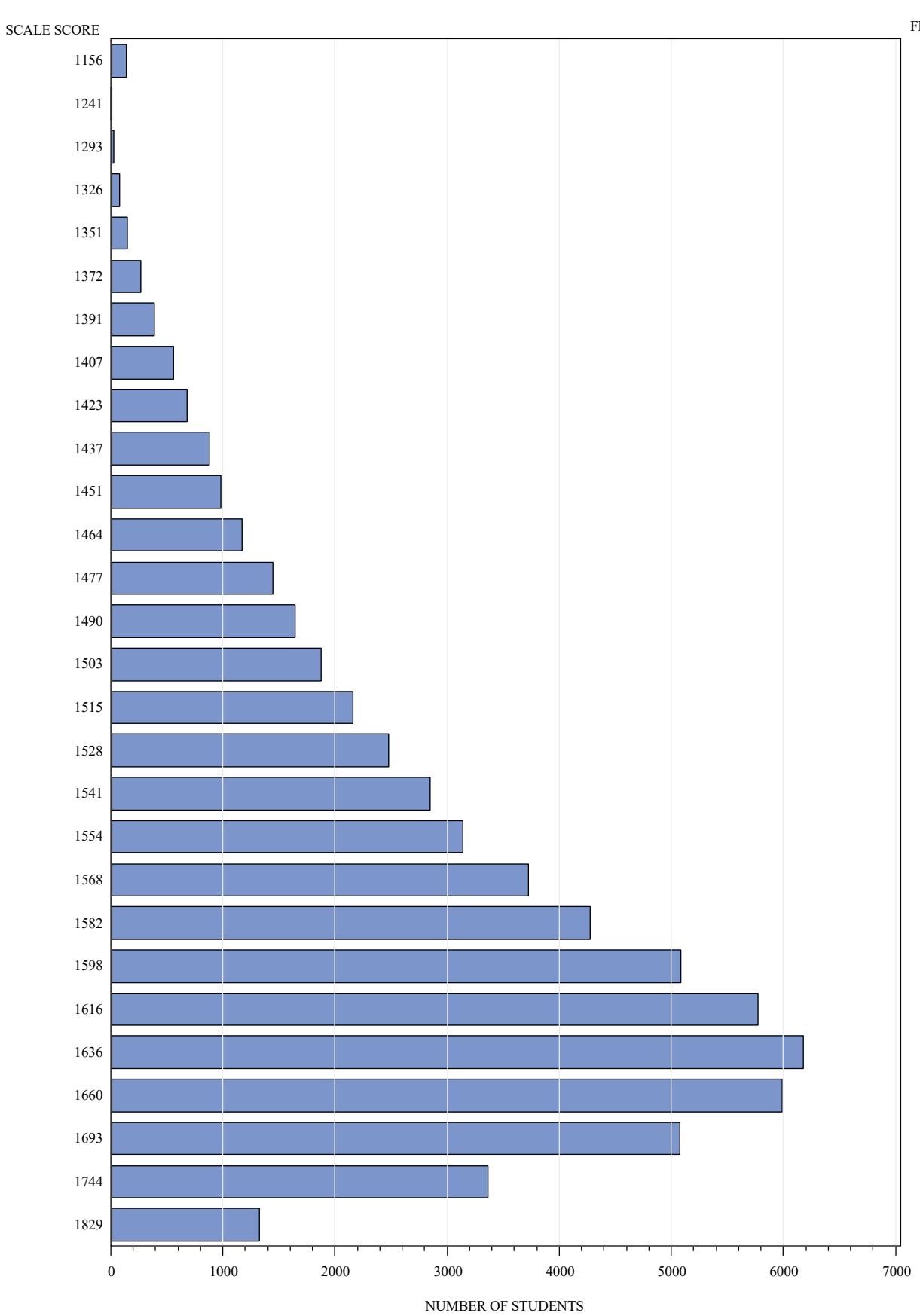

SCALE SCORE	FREQ.	CUM. FREQ.	PCT.	CUM. PCT.
1156	138	138	0.22	0.22
1241	11	149	0.02	0.24
1293	24	173	0.04	0.28
1326	76	249	0.12	0.40
1351	147	396	0.24	0.64
1372	268	664	0.43	1.08
1391	386	1050	0.63	1.70
1407	558	1608	0.90	2.61
1423	676	2284	1.10	3.70
1437	879	3163	1.42	5.13
1451	983	4146	1.59	6.72
1464	1171	5317	1.90	8.62
1477	1449	6766	2.35	10.97
1490	1642	8408	2.66	13.63
1503	1876	10284	3.04	16.67
1515	2157	12441	3.50	20.17
1528	2479	14920	4.02	24.18
1541	2848	17768	4.62	28.80
1554	3142	20910	5.09	33.89
1568	3722	24632	6.03	39.92
1582	4277	28909	6.93	46.86
1598	5083	33992	8.24	55.10
1616	5770	39762	9.35	64.45
1636	6177	45939	10.01	74.46
1660	5990	51929	9.71	84.17
1693	5080	57009	8.23	92.40
1744	3366	60375	5.46	97.86
1829	1321	61696	2.14	100.00

Notes:

Students who took the listening holistic rating version of the test are not included in the frequency distribution tables.

Figure D.5.19 2019 TELPAS Grade 9 Listening
Frequency Distribution of Scale Scores
Online Students

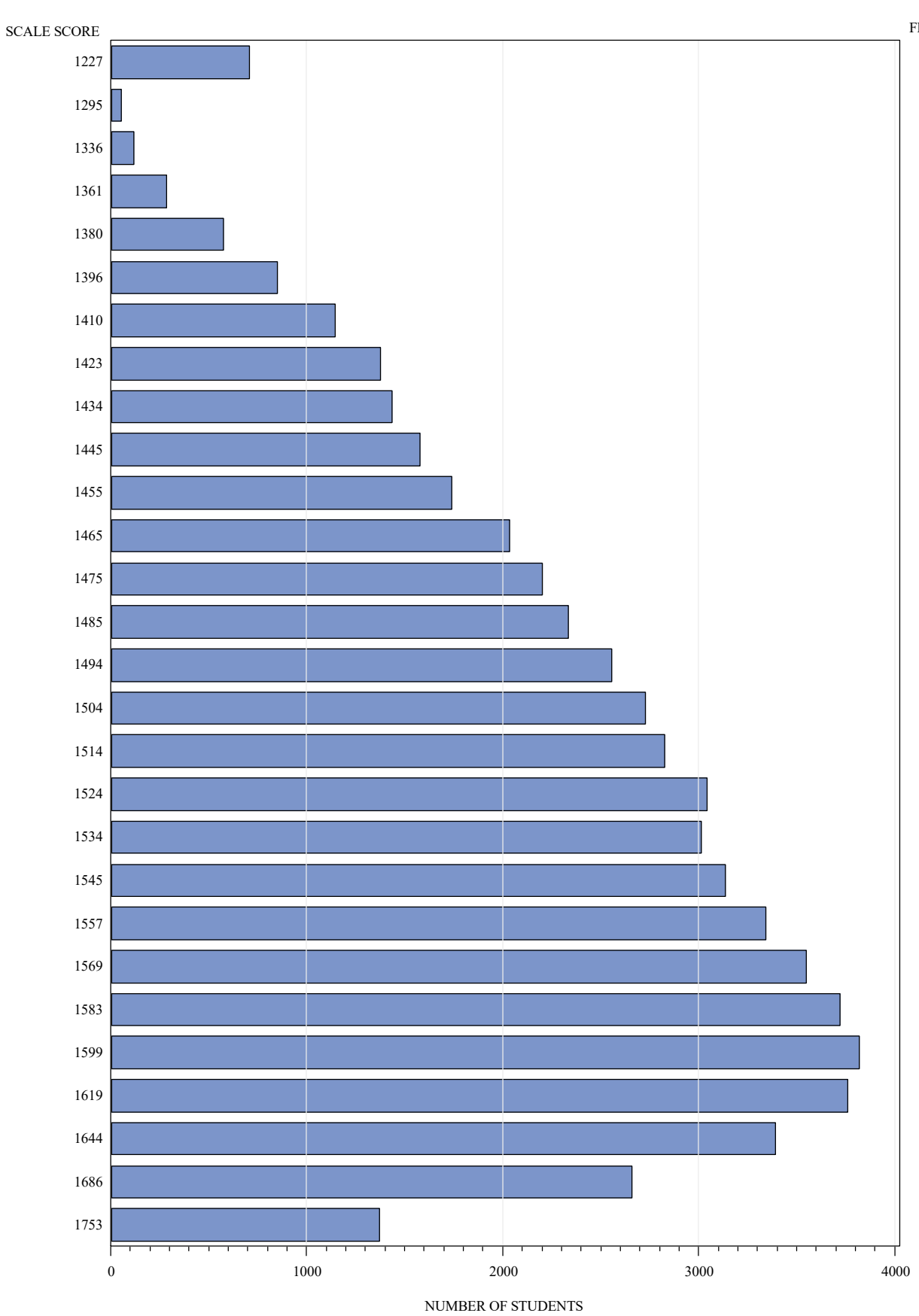

SCALE SCORE	FREQ.	CUM. FREQ.	PCT.	CUM. PCT.
1227	710	710	1.20	1.20
1295	55	765	0.09	1.29
1336	120	885	0.20	1.49
1361	287	1172	0.48	1.97
1380	573	1745	0.97	2.94
1396	853	2598	1.44	4.38
1410	1148	3746	1.93	6.31
1423	1378	5124	2.32	8.63
1434	1434	6558	2.42	11.05
1445	1576	8134	2.65	13.70
1455	1739	9873	2.93	16.63
1465	2035	11908	3.43	20.06
1475	2201	14109	3.71	23.76
1485	2335	16444	3.93	27.70
1494	2558	19002	4.31	32.01
1504	2727	21729	4.59	36.60
1514	2825	24554	4.76	41.36
1524	3044	27598	5.13	46.48
1534	3015	30613	5.08	51.56
1545	3138	33751	5.29	56.85
1557	3343	37094	5.63	62.48
1569	3548	40642	5.98	68.46
1583	3721	44363	6.27	74.72
1599	3818	48181	6.43	81.15
1619	3763	51944	6.34	87.49
1644	3393	55337	5.72	93.21
1686	2660	57997	4.48	97.69
1753	1373	59370	2.31	100.00

Notes:

Students who took the listening holistic rating version of the test are not included in the frequency distribution tables.

Figure D.5.20 2019 TELPAS Grade 10 Listening
Frequency Distribution of Scale Scores
Online Students

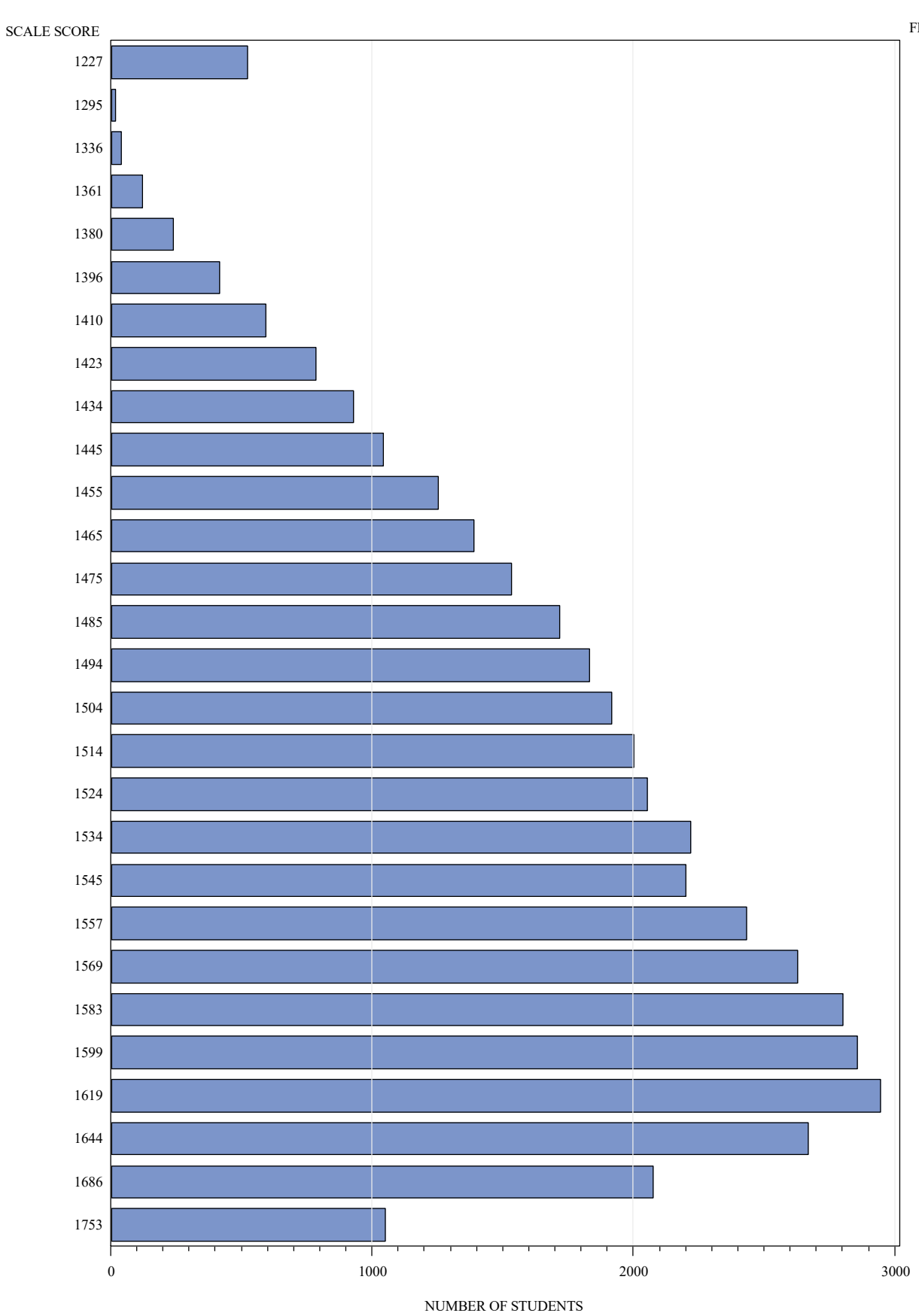

SCALE SCORE	FREQ.	CUM. FREQ.	PCT.	CUM. PCT.
1227	525	525	1.24	1.24
1295	19	544	0.04	1.29
1336	39	583	0.09	1.38
1361	120	703	0.28	1.66
1380	240	943	0.57	2.23
1396	415	1358	0.98	3.21
1410	594	1952	1.40	4.62
1423	785	2737	1.86	6.47
1434	930	3667	2.20	8.67
1445	1043	4710	2.47	11.14
1455	1252	5962	2.96	14.10
1465	1391	7353	3.29	17.39
1475	1532	8885	3.62	21.01
1485	1719	10604	4.06	25.07
1494	1833	12437	4.33	29.41
1504	1917	14354	4.53	33.94
1514	2003	16357	4.74	38.68
1524	2055	18412	4.86	43.54
1534	2219	20631	5.25	48.78
1545	2200	22831	5.20	53.99
1557	2432	25263	5.75	59.74
1569	2627	27890	6.21	65.95
1583	2803	30693	6.63	72.58
1599	2857	33550	6.76	79.33
1619	2946	36496	6.97	86.30
1644	2668	39164	6.31	92.61
1686	2077	41241	4.91	97.52
1753	1050	42291	2.48	100.00

Notes:

Students who took the listening holistic rating version of the test are not included in the frequency distribution tables.

Figure D.5.21 2019 TELPAS Grade 11 Listening
Frequency Distribution of Scale Scores
Online Students

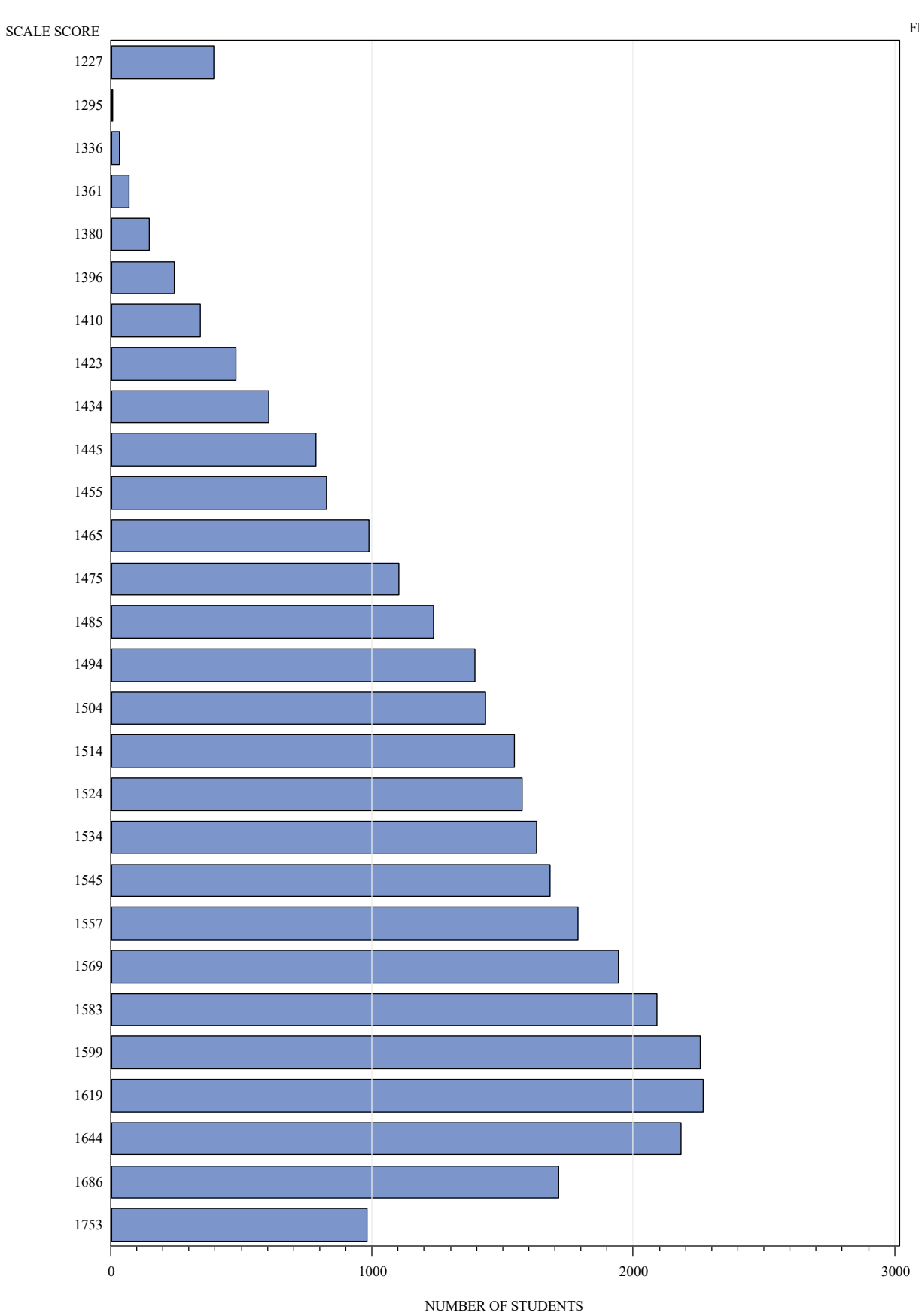

SCALE SCORE	FREQ.	CUM. FREQ.	PCT.	CUM. PCT.
1227	395	395	1.24	1.24
1295	6	401	0.02	1.26
1336	33	434	0.10	1.37
1361	72	506	0.23	1.59
1380	147	653	0.46	2.06
1396	242	895	0.76	2.82
1410	344	1239	1.08	3.90
1423	481	1720	1.52	5.42
1434	605	2325	1.91	7.32
1445	787	3112	2.48	9.80
1455	827	3939	2.60	12.41
1465	988	4927	3.11	15.52
1475	1104	6031	3.48	19.00
1485	1236	7267	3.89	22.89
1494	1395	8662	4.39	27.28
1504	1436	10098	4.52	31.81
1514	1544	11642	4.86	36.67
1524	1574	13216	4.96	41.63
1534	1630	14846	5.13	46.76
1545	1681	16527	5.29	52.06
1557	1787	18314	5.63	57.68
1569	1944	20258	6.12	63.81
1583	2090	22348	6.58	70.39
1599	2256	24604	7.11	77.50
1619	2268	26872	7.14	84.64
1644	2181	29053	6.87	91.51
1686	1715	30768	5.40	96.91
1753	981	31749	3.09	100.00

Notes:

Students who took the listening holistic rating version of the test are not included in the frequency distribution tables.

Figure D.5.22 2019 TELPAS Grade 12 Listening
Frequency Distribution of Scale Scores
Online Students

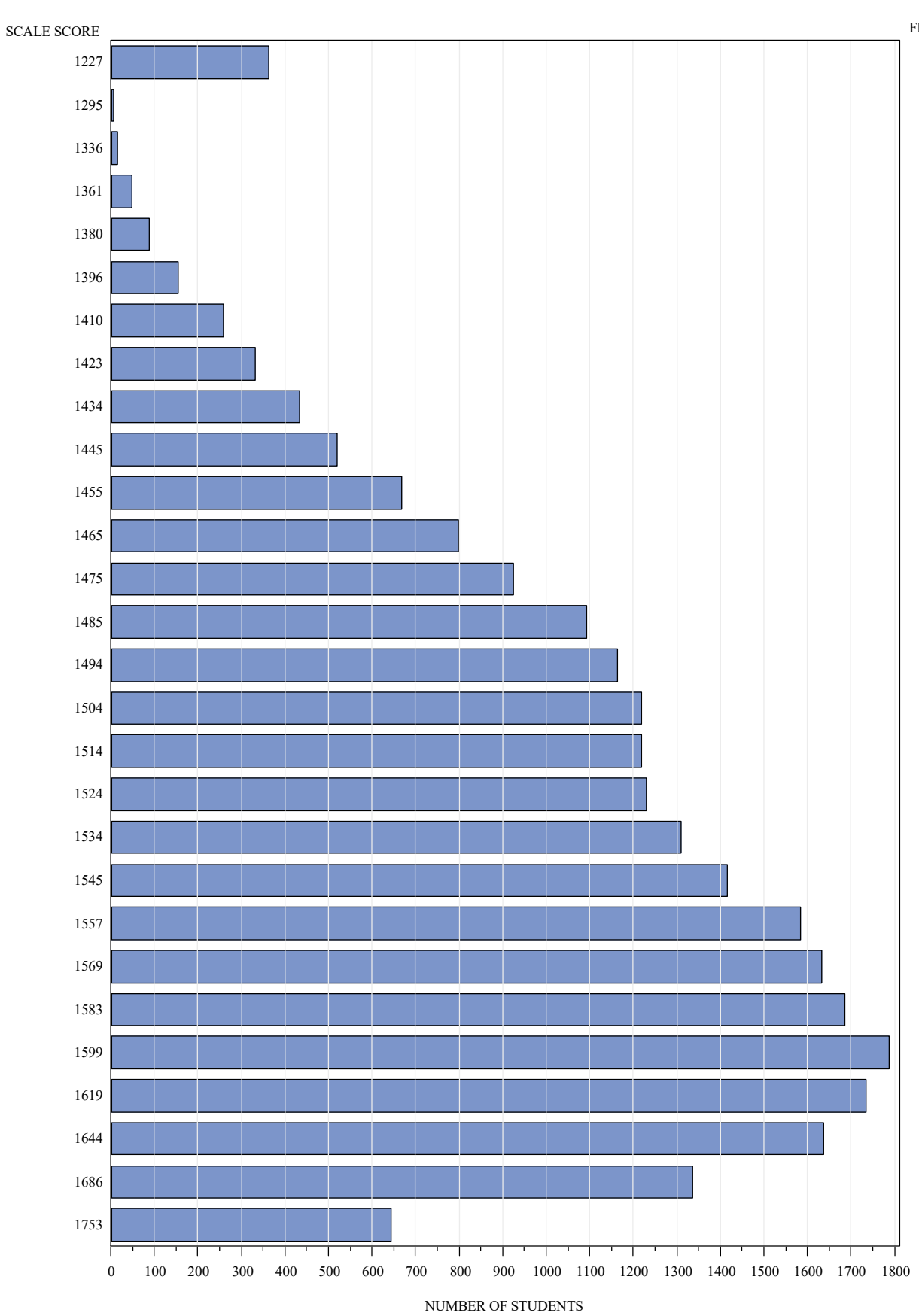

SCALE SCORE	FREQ.	CUM. FREQ.	PCT.	CUM. PCT.
1227	362	362	1.43	1.43
1295	6	368	0.02	1.45
1336	16	384	0.06	1.52
1361	49	433	0.19	1.71
1380	89	522	0.35	2.06
1396	156	678	0.62	2.68
1410	260	938	1.03	3.71
1423	333	1271	1.32	5.02
1434	433	1704	1.71	6.73
1445	520	2224	2.05	8.79
1455	668	2892	2.64	11.43
1465	798	3690	3.15	14.58
1475	925	4615	3.66	18.24
1485	1093	5708	4.32	22.56
1494	1164	6872	4.60	27.15
1504	1220	8092	4.82	31.98
1514	1218	9310	4.81	36.79
1524	1231	10541	4.86	41.65
1534	1310	11851	5.18	46.83
1545	1415	13266	5.59	52.42
1557	1583	14849	6.26	58.68
1569	1633	16482	6.45	65.13
1583	1685	18167	6.66	71.79
1599	1787	19954	7.06	78.85
1619	1735	21689	6.86	85.70
1644	1637	23326	6.47	92.17
1686	1337	24663	5.28	97.46
1753	644	25307	2.54	100.00

Notes:

Students who took the listening holistic rating version of the test are not included in the frequency distribution tables.

Figure D.5.23 2019 TELPAS Grade 2 Speaking
Frequency Distribution of Scale Scores
Online Students

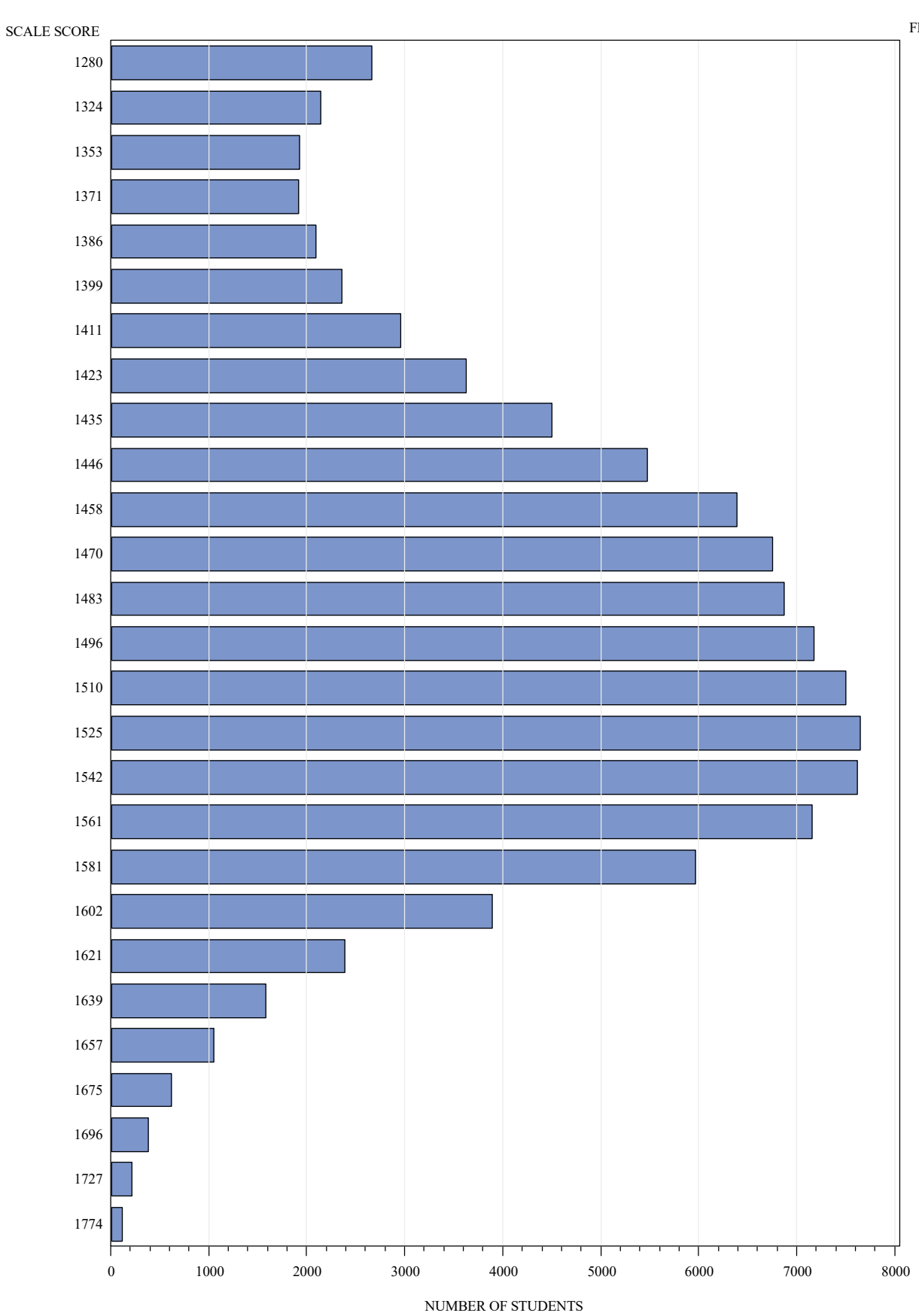

SCALE SCORE	FREQ.	CUM. FREQ.	PCT.	CUM. PCT.
1280	2660	2660	2.58	2.58
1324	2143	4803	2.08	4.66
1353	1924	6727	1.87	6.53
1371	1918	8645	1.86	8.39
1386	2093	10738	2.03	10.42
1399	2362	13100	2.29	12.72
1411	2963	16063	2.88	15.59
1423	3627	19690	3.52	19.11
1435	4508	24198	4.38	23.49
1446	5473	29671	5.31	28.80
1458	6387	36058	6.20	35.00
1470	6759	42817	6.56	41.56
1483	6877	49694	6.68	48.23
1496	7176	56870	6.97	55.20
1510	7500	64370	7.28	62.48
1525	7645	72015	7.42	69.90
1542	7620	79635	7.40	77.30
1561	7162	86797	6.95	84.25
1581	5968	92765	5.79	90.04
1602	3894	96659	3.78	93.82
1621	2386	99045	2.32	96.14
1639	1582	100627	1.54	97.67
1657	1056	101683	1.02	98.70
1675	623	102306	0.60	99.30
1696	385	102691	0.37	99.67
1727	216	102907	0.21	99.88
1774	119	103026	0.12	100.00

Notes:

Students who took the speaking holistic rating version of the test are not included in the frequency distribution tables.

Figure D.5.24 2019 TELPAS Grade 3 Speaking
Frequency Distribution of Scale Scores
Online Students

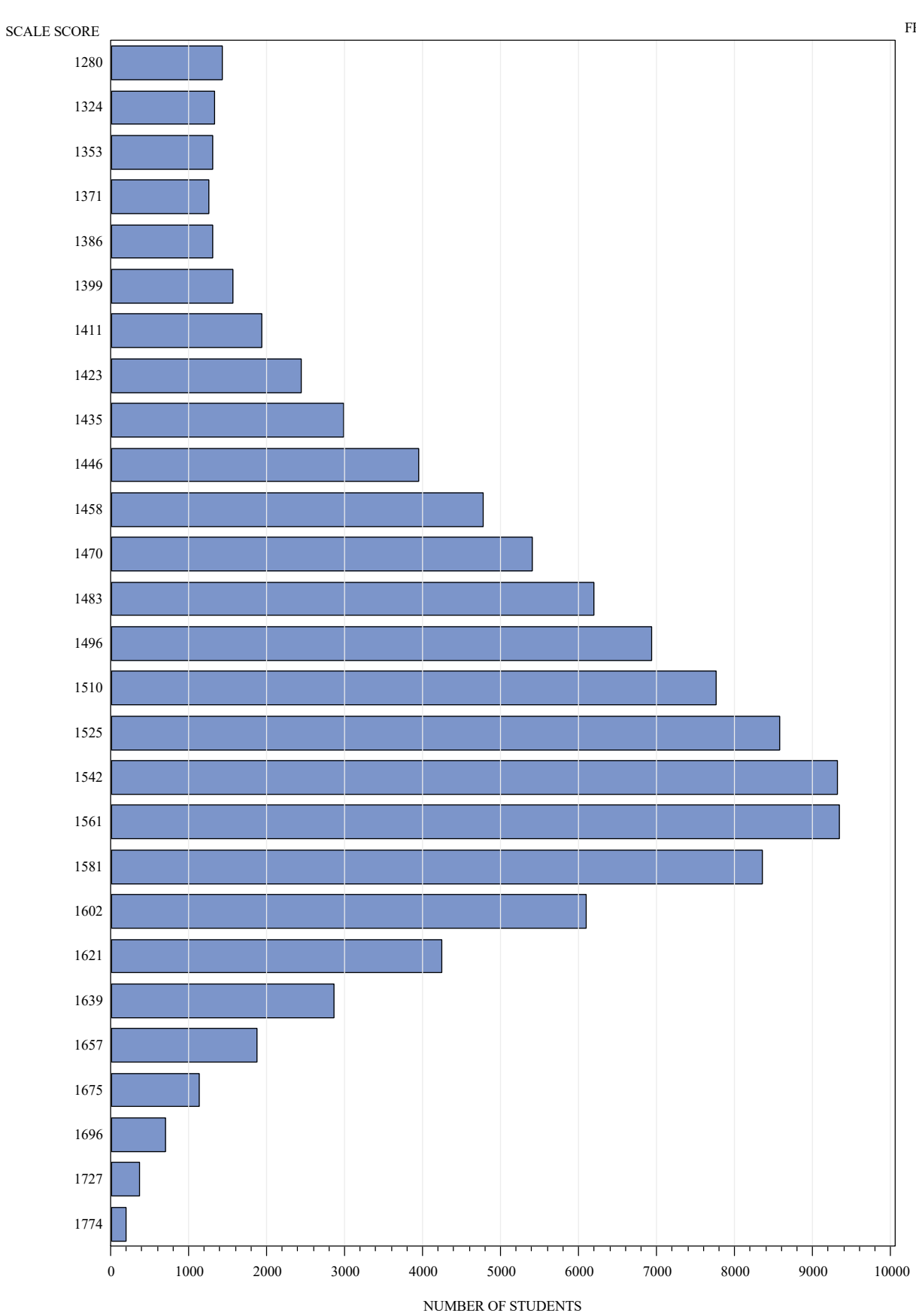

SCALE SCORE	FREQ.	CUM. FREQ.	PCT.	CUM. PCT.
1280	1433	1433	1.38	1.38
1324	1337	2770	1.29	2.67
1353	1311	4081	1.26	3.93
1371	1263	5344	1.22	5.15
1386	1306	6650	1.26	6.41
1399	1573	8223	1.52	7.93
1411	1937	10160	1.87	9.80
1423	2447	12607	2.36	12.16
1435	2984	15591	2.88	15.03
1446	3956	19547	3.81	18.85
1458	4780	24327	4.61	23.46
1470	5401	29728	5.21	28.66
1483	6192	35920	5.97	34.63
1496	6940	42860	6.69	41.32
1510	7764	50624	7.49	48.81
1525	8575	59199	8.27	57.08
1542	9322	68521	8.99	66.07
1561	9349	77870	9.01	75.08
1581	8357	86227	8.06	83.14
1602	6099	92326	5.88	89.02
1621	4251	96577	4.10	93.12
1639	2858	99435	2.76	95.87
1657	1872	101307	1.80	97.68
1675	1136	102443	1.10	98.77
1696	710	103153	0.68	99.46
1727	366	103519	0.35	99.81
1774	196	103715	0.19	100.00

Notes:

Students who took the speaking holistic rating version of the test are not included in the frequency distribution tables.

Figure D.5.25 2019 TELPAS Grade 4 Speaking
Frequency Distribution of Scale Scores
Online Students

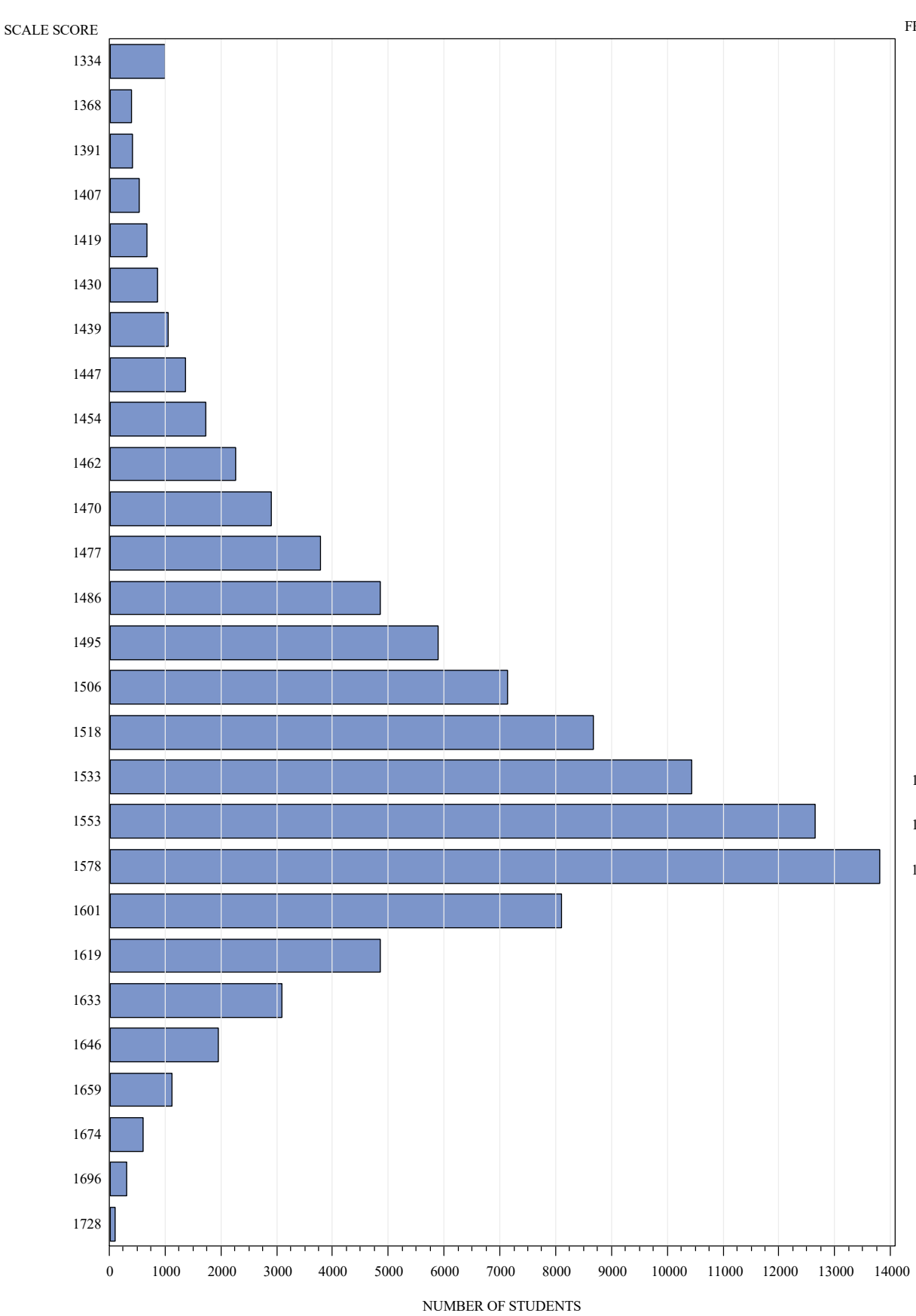

SCALE SCORE	FREQ.	CUM. FREQ.	PCT.	CUM. PCT.
1334	1007	1007	1.00	1.00
1368	398	1405	0.40	1.40
1391	414	1819	0.41	1.81
1407	543	2362	0.54	2.35
1419	672	3034	0.67	3.02
1430	866	3900	0.86	3.88
1439	1062	4962	1.06	4.93
1447	1363	6325	1.35	6.29
1454	1733	8058	1.72	8.01
1462	2261	10319	2.25	10.26
1470	2906	13225	2.89	13.14
1477	3791	17016	3.77	16.91
1486	4857	21873	4.83	21.74
1495	5899	27772	5.86	27.60
1506	7144	34916	7.10	34.70
1518	8670	43586	8.62	43.32
1533	10430	54016	10.37	53.69
1553	12646	66662	12.57	66.26
1578	13812	80474	13.73	79.98
1601	8101	88575	8.05	88.04
1619	4848	93423	4.82	92.85
1633	3100	96523	3.08	95.93
1646	1946	98469	1.93	97.87
1659	1129	99598	1.12	98.99
1674	599	100197	0.60	99.59
1696	304	100501	0.30	99.89
1728	112	100613	0.11	100.00

Notes:

Students who took the speaking holistic rating version of the test are not included in the frequency distribution tables.

Figure D.5.26 2019 TELPAS Grade 5 Speaking
Frequency Distribution of Scale Scores
Online Students

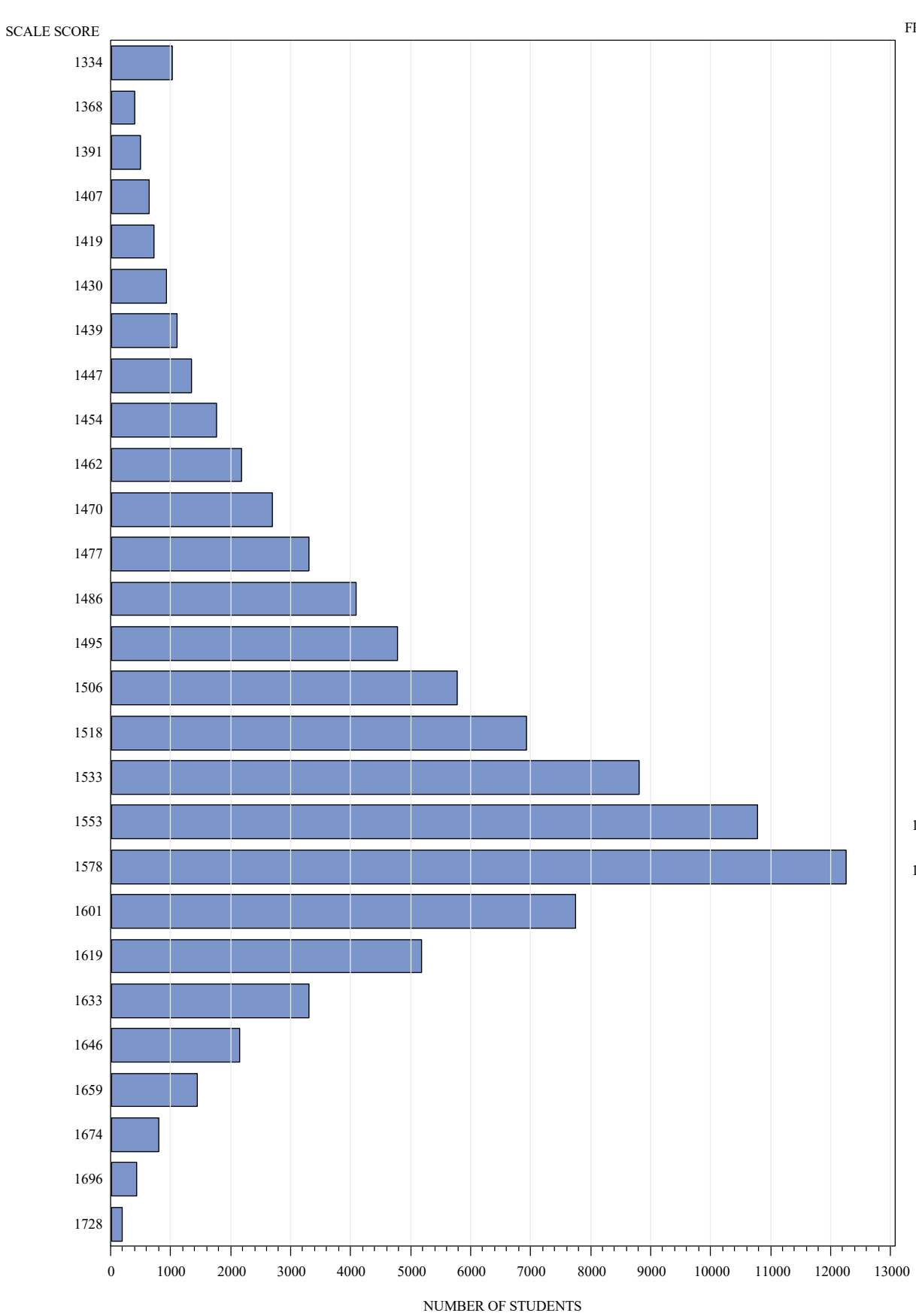

SCALE SCORE	FREQ.	CUM. FREQ.	PCT.	CUM. PCT.
1334	1029	1029	1.13	1.13
1368	408	1437	0.45	1.57
1391	498	1935	0.55	2.12
1407	635	2570	0.70	2.81
1419	721	3291	0.79	3.60
1430	935	4226	1.02	4.63
1439	1113	5339	1.22	5.85
1447	1352	6691	1.48	7.33
1454	1760	8451	1.93	9.25
1462	2188	10639	2.40	11.65
1470	2703	13342	2.96	14.61
1477	3302	16644	3.62	18.22
1486	4092	20736	4.48	22.70
1495	4785	25521	5.24	27.94
1506	5773	31294	6.32	34.26
1518	6939	38233	7.60	41.86
1533	8809	47042	9.65	51.51
1553	10781	57823	11.80	63.31
1578	12251	70074	13.41	76.72
1601	7749	77823	8.48	85.21
1619	5180	83003	5.67	90.88
1633	3298	86301	3.61	94.49
1646	2157	88458	2.36	96.85
1659	1448	89906	1.59	98.44
1674	805	90711	0.88	99.32
1696	431	91142	0.47	99.79
1728	190	91332	0.21	100.00

Notes:

Students who took the speaking holistic rating version of the test are not included in the frequency distribution tables.

Figure D.5.27 2019 TELPAS Grade 6 Speaking
Frequency Distribution of Scale Scores
Online Students

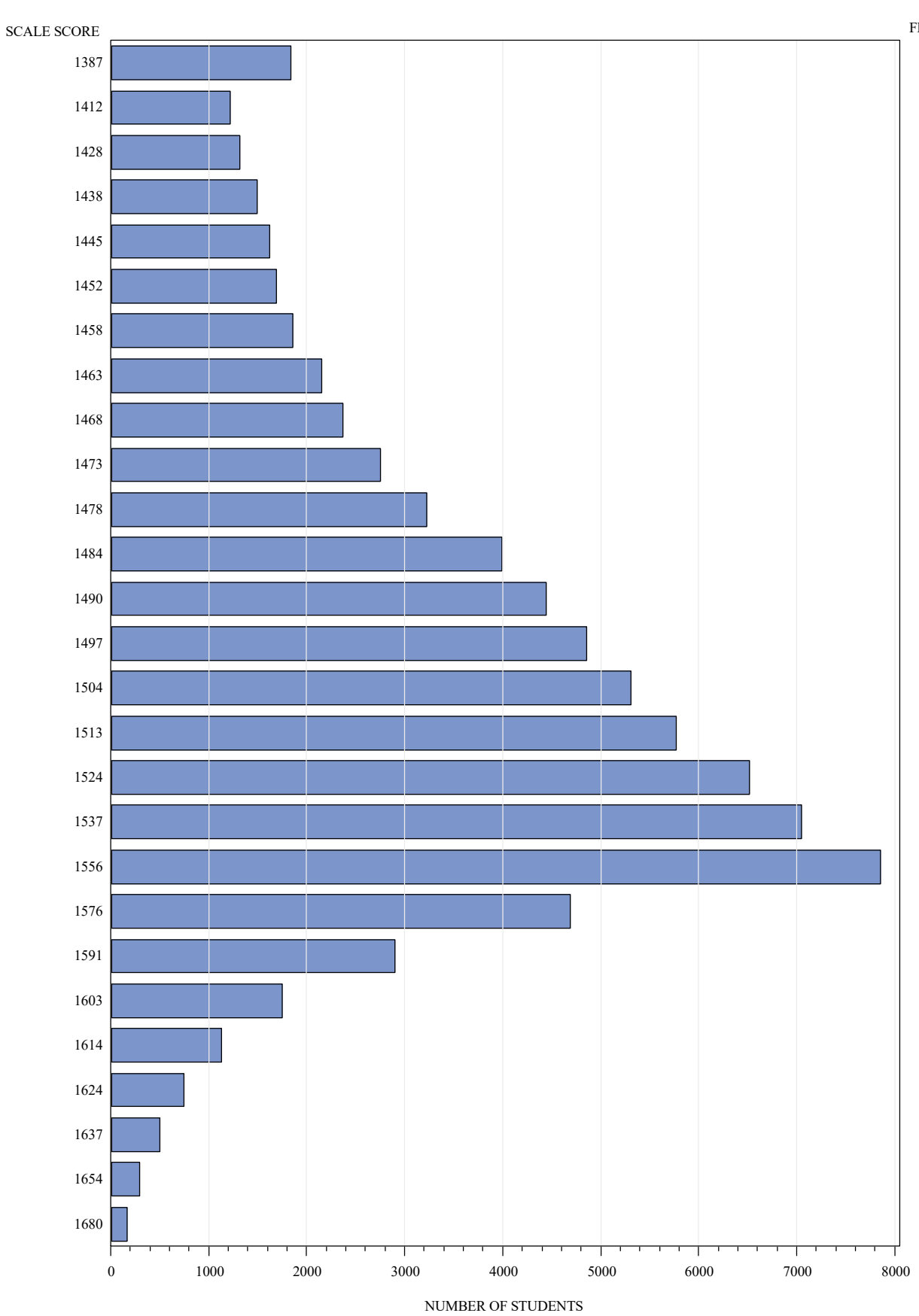

SCALE SCORE	FREQ.	CUM. FREQ.	PCT.	CUM. PCT.
1387	1834	1834	2.31	2.31
1412	1221	3055	1.54	3.84
1428	1314	4369	1.65	5.49
1438	1491	5860	1.87	7.37
1445	1627	7487	2.05	9.41
1452	1694	9181	2.13	11.54
1458	1862	11043	2.34	13.89
1463	2149	13192	2.70	16.59
1468	2373	15565	2.98	19.57
1473	2750	18315	3.46	23.03
1478	3224	21539	4.05	27.08
1484	3988	25527	5.01	32.10
1490	4445	29972	5.59	37.69
1497	4861	34833	6.11	43.80
1504	5309	40142	6.68	50.47
1513	5775	45917	7.26	57.73
1524	6521	52438	8.20	65.93
1537	7054	59492	8.87	74.80
1556	7857	67349	9.88	84.68
1576	4690	72039	5.90	90.58
1591	2903	74942	3.65	94.23
1603	1752	76694	2.20	96.43
1614	1127	77821	1.42	97.85
1624	746	78567	0.94	98.79
1637	505	79072	0.63	99.42
1654	296	79368	0.37	99.80
1680	163	79531	0.20	100.00

Notes:

Students who took the speaking holistic rating version of the test are not included in the frequency distribution tables.

Figure D.5.28 2019 TELPAS Grade 7 Speaking
Frequency Distribution of Scale Scores
Online Students

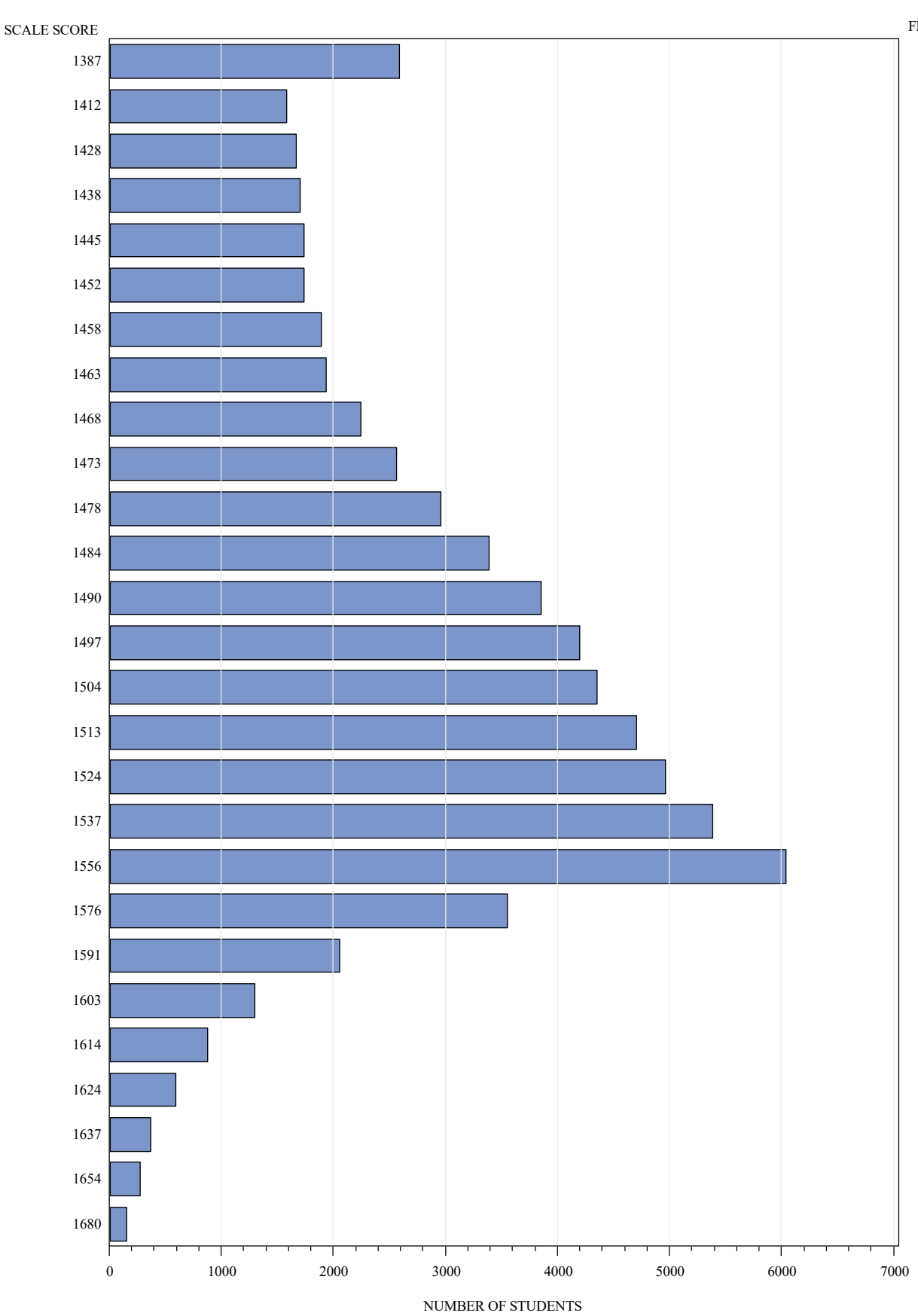

SCALE SCORE	FREQ.	CUM. FREQ.	PCT.	CUM. PCT.
1387	2588	2588	3.77	3.77
1412	1587	4175	2.31	6.08
1428	1670	5845	2.43	8.51
1438	1706	7551	2.48	10.99
1445	1740	9291	2.53	13.53
1452	1734	11025	2.52	16.05
1458	1890	12915	2.75	18.80
1463	1934	14849	2.82	21.62
1468	2242	17091	3.26	24.88
1473	2568	19659	3.74	28.62
1478	2962	22621	4.31	32.94
1484	3389	26010	4.93	37.87
1490	3858	29868	5.62	43.49
1497	4195	34063	6.11	49.60
1504	4356	38419	6.34	55.94
1513	4707	43126	6.85	62.79
1524	4960	48086	7.22	70.01
1537	5385	53471	7.84	77.85
1556	6039	59510	8.79	86.65
1576	3556	63066	5.18	91.82
1591	2057	65123	2.99	94.82
1603	1298	66421	1.89	96.71
1614	874	67295	1.27	97.98
1624	594	67889	0.86	98.85
1637	367	68256	0.53	99.38
1654	275	68531	0.40	99.78
1680	151	68682	0.22	100.00

Notes:

Students who took the speaking holistic rating version of the test are not included in the frequency distribution tables.

Figure D.5.29 2019 TELPAS Grade 8 Speaking
Frequency Distribution of Scale Scores
Online Students

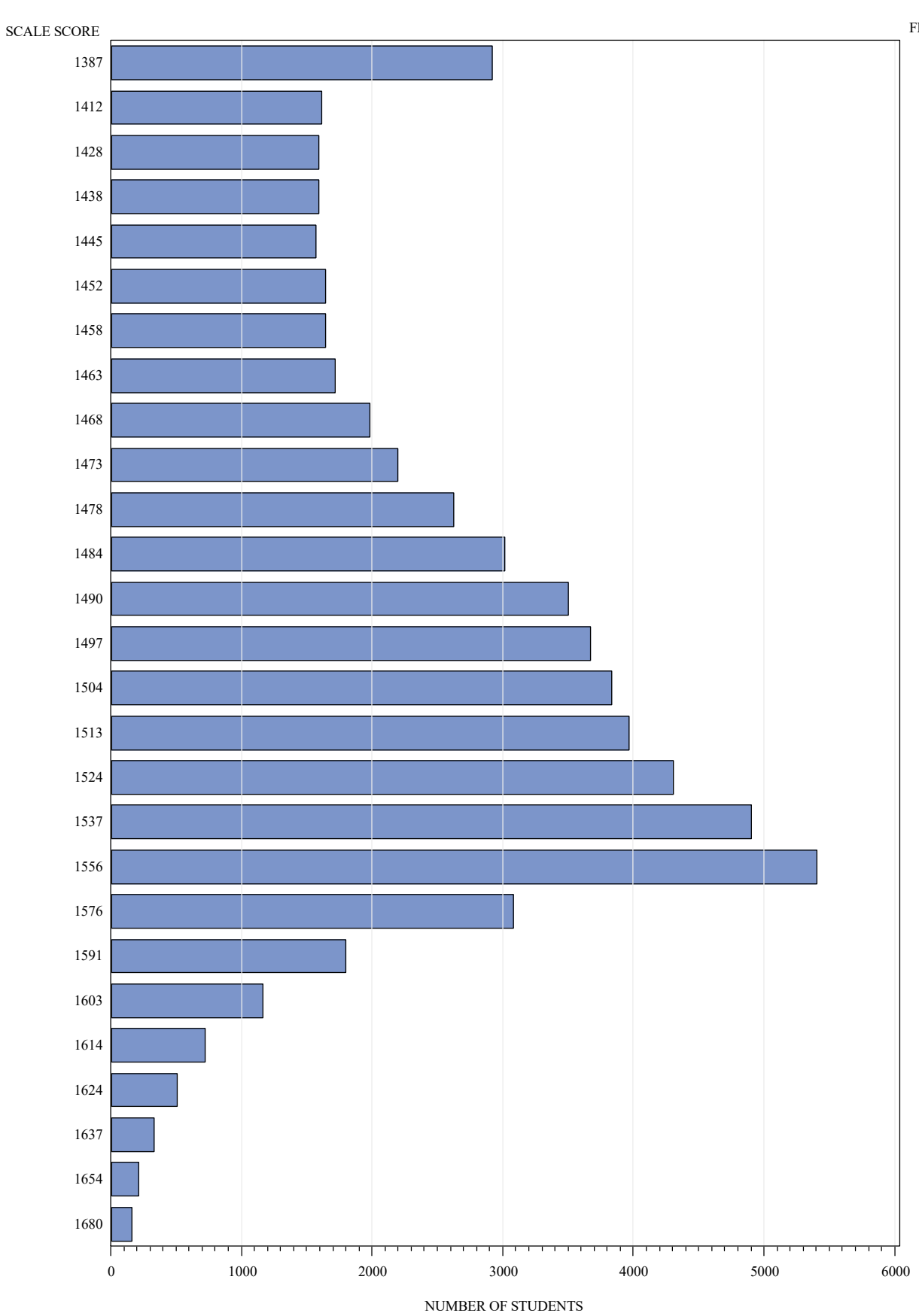

SCALE SCORE	FREQ.	CUM. FREQ.	PCT.	CUM. PCT.
1387	2919	2919	4.73	4.73
1412	1617	4536	2.62	7.35
1428	1593	6129	2.58	9.93
1438	1594	7723	2.58	12.52
1445	1568	9291	2.54	15.06
1452	1646	10937	2.67	17.73
1458	1645	12582	2.67	20.39
1463	1715	14297	2.78	23.17
1468	1984	16281	3.22	26.39
1473	2199	18480	3.56	29.95
1478	2625	21105	4.25	34.21
1484	3017	24122	4.89	39.10
1490	3501	27623	5.67	44.77
1497	3674	31297	5.96	50.73
1504	3833	35130	6.21	56.94
1513	3968	39098	6.43	63.37
1524	4310	43408	6.99	70.36
1537	4906	48314	7.95	78.31
1556	5405	53719	8.76	87.07
1576	3079	56798	4.99	92.06
1591	1802	58600	2.92	94.98
1603	1162	59762	1.88	96.87
1614	721	60483	1.17	98.03
1624	507	60990	0.82	98.86
1637	332	61322	0.54	99.39
1654	213	61535	0.35	99.74
1680	161	61696	0.26	100.00

Notes:

Students who took the speaking holistic rating version of the test are not included in the frequency distribution tables.

Figure D.5.30 2019 TELPAS Grade 9 Speaking
Frequency Distribution of Scale Scores
Online Students

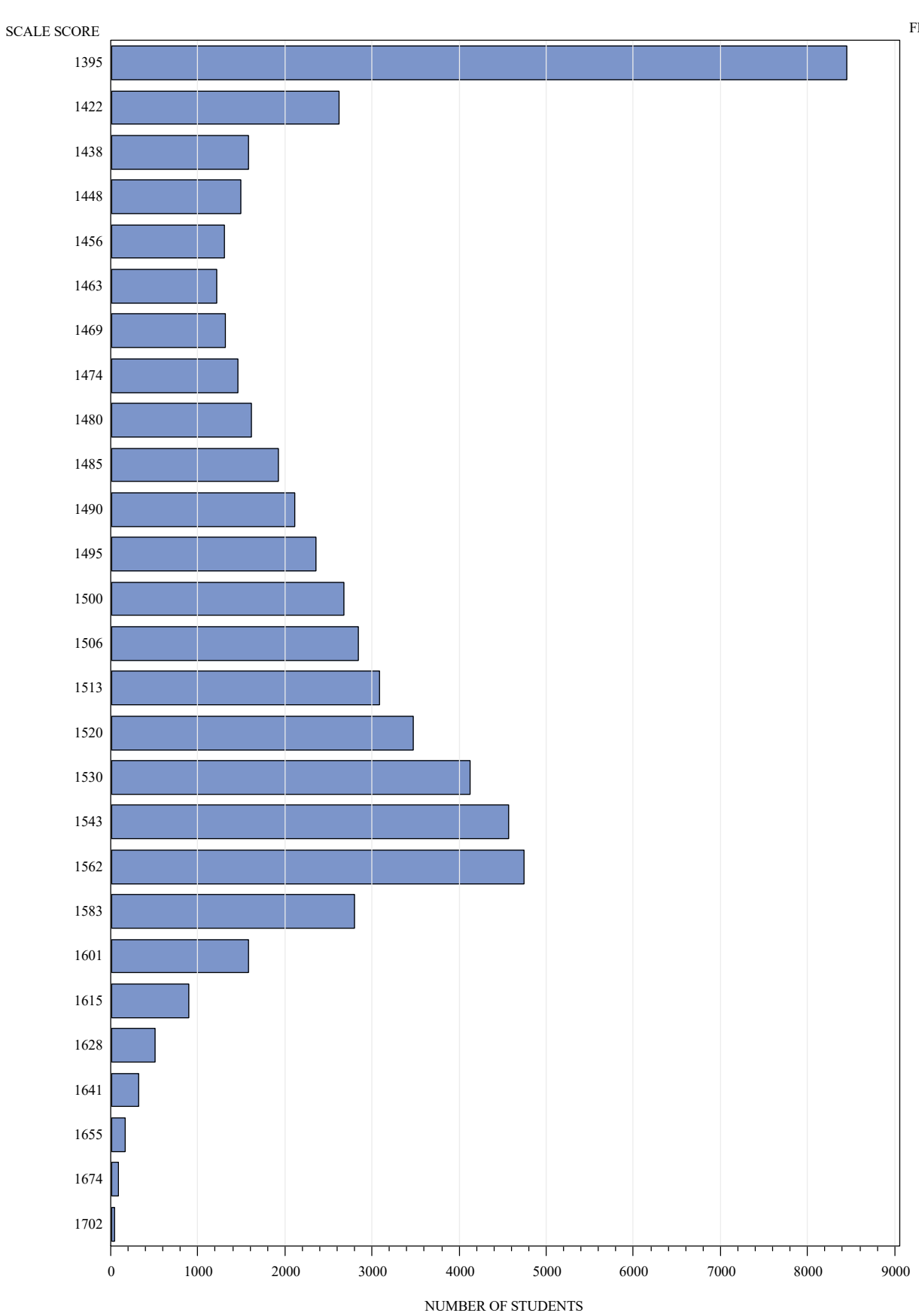

SCALE SCORE	FREQ.	CUM. FREQ.	PCT.	CUM. PCT.
1395	8445	8445	14.22	14.22
1422	2620	11065	4.41	18.64
1438	1587	12652	2.67	21.31
1448	1489	14141	2.51	23.82
1456	1301	15442	2.19	26.01
1463	1222	16664	2.06	28.07
1469	1315	17979	2.21	30.28
1474	1455	19434	2.45	32.73
1480	1610	21044	2.71	35.45
1485	1926	22970	3.24	38.69
1490	2114	25084	3.56	42.25
1495	2354	27438	3.96	46.22
1500	2677	30115	4.51	50.72
1506	2841	32956	4.79	55.51
1513	3082	36038	5.19	60.70
1520	3476	39514	5.85	66.56
1530	4124	43638	6.95	73.50
1543	4572	48210	7.70	81.20
1562	4746	52956	7.99	89.20
1583	2803	55759	4.72	93.92
1601	1586	57345	2.67	96.59
1615	896	58241	1.51	98.10
1628	509	58750	0.86	98.96
1641	317	59067	0.53	99.49
1655	162	59229	0.27	99.76
1674	94	59323	0.16	99.92
1702	47	59370	0.08	100.00

Notes:

Students who took the speaking holistic rating version of the test are not included in the frequency distribution tables.

Figure D.5.31 2019 TELPAS Grade 10 Speaking
Frequency Distribution of Scale Scores
Online Students

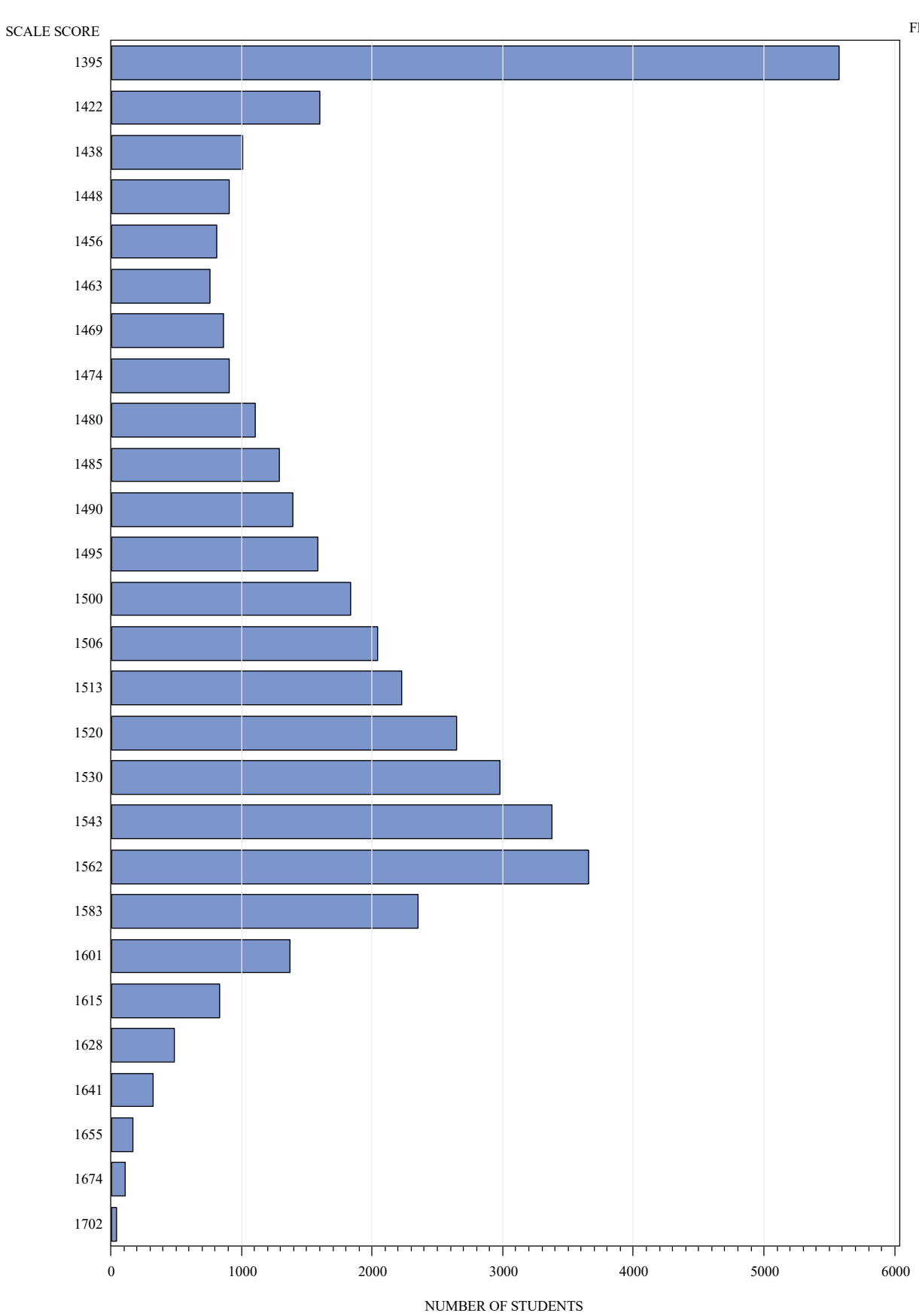

SCALE SCORE	FREQ.	CUM. FREQ.	PCT.	CUM. PCT.
1395	5578	5578	13.19	13.19
1422	1604	7182	3.79	16.98
1438	1014	8196	2.40	19.38
1448	908	9104	2.15	21.53
1456	812	9916	1.92	23.45
1463	758	10674	1.79	25.24
1469	866	11540	2.05	27.29
1474	910	12450	2.15	29.44
1480	1103	13553	2.61	32.05
1485	1288	14841	3.05	35.09
1490	1392	16233	3.29	38.38
1495	1585	17818	3.75	42.13
1500	1837	19655	4.34	46.48
1506	2044	21699	4.83	51.31
1513	2229	23928	5.27	56.58
1520	2649	26577	6.26	62.84
1530	2979	29556	7.04	69.89
1543	3376	32932	7.98	77.87
1562	3654	36586	8.64	86.51
1583	2355	38941	5.57	92.08
1601	1370	40311	3.24	95.32
1615	837	41148	1.98	97.30
1628	489	41637	1.16	98.45
1641	324	41961	0.77	99.22
1655	170	42131	0.40	99.62
1674	112	42243	0.26	99.89
1702	48	42291	0.11	100.00

Notes:

Students who took the speaking holistic rating version of the test are not included in the frequency distribution tables.

Figure D.5.32 2019 TELPAS Grade 11 Speaking
Frequency Distribution of Scale Scores
Online Students

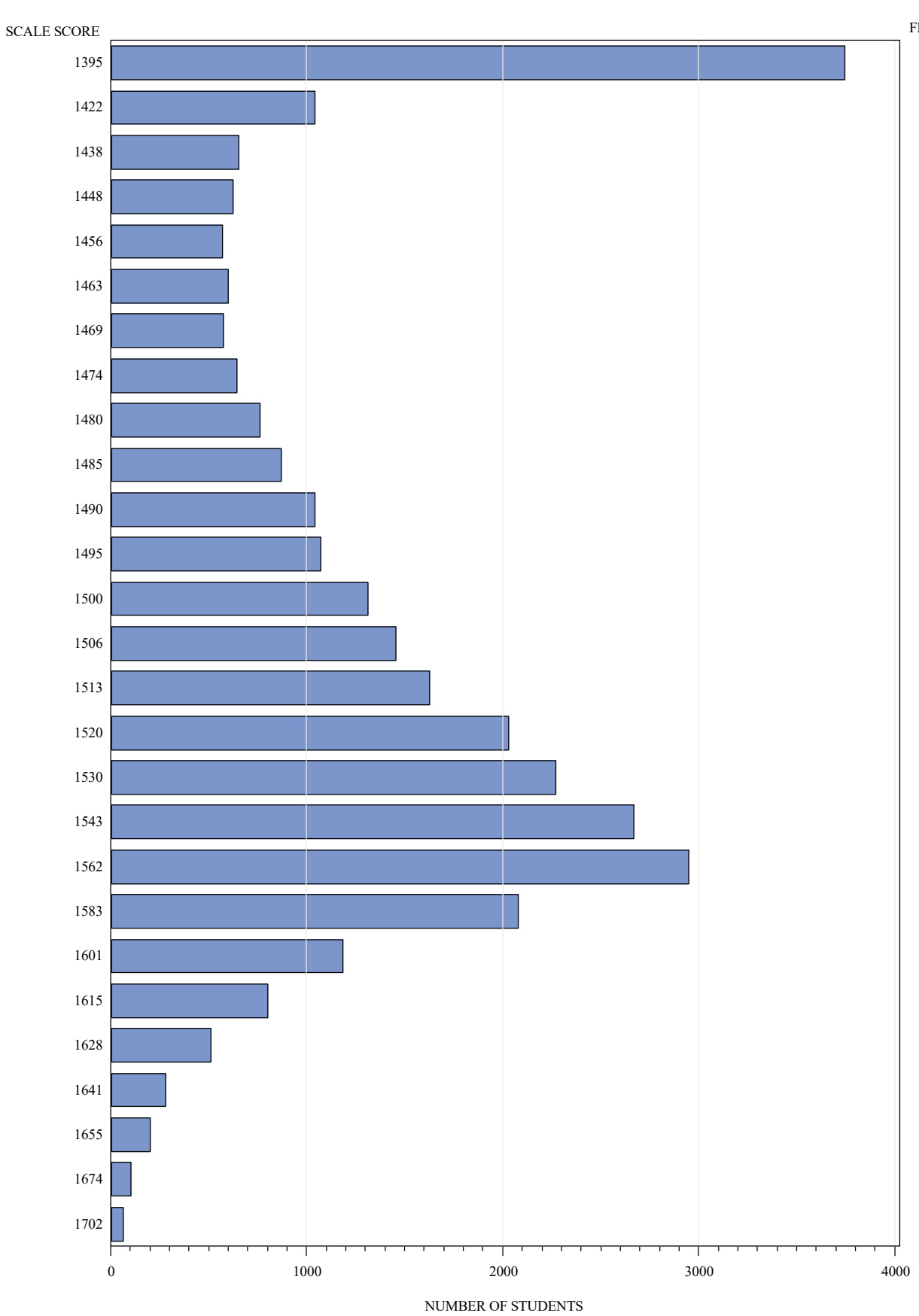

SCALE SCORE	FREQ.	CUM. FREQ.	PCT.	CUM. PCT.
1395	3747	3747	11.80	11.80
1422	1043	4790	3.29	15.09
1438	652	5442	2.05	17.14
1448	626	6068	1.97	19.11
1456	570	6638	1.80	20.91
1463	601	7239	1.89	22.80
1469	575	7814	1.81	24.61
1474	644	8458	2.03	26.64
1480	762	9220	2.40	29.04
1485	868	10088	2.73	31.77
1490	1041	11129	3.28	35.05
1495	1072	12201	3.38	38.43
1500	1314	13515	4.14	42.57
1506	1453	14968	4.58	47.14
1513	1626	16594	5.12	52.27
1520	2031	18625	6.40	58.66
1530	2271	20896	7.15	65.82
1543	2671	23567	8.41	74.23
1562	2951	26518	9.29	83.52
1583	2081	28599	6.55	90.08
1601	1187	29786	3.74	93.82
1615	801	30587	2.52	96.34
1628	512	31099	1.61	97.95
1641	282	31381	0.89	98.84
1655	200	31581	0.63	99.47
1674	105	31686	0.33	99.80
1702	63	31749	0.20	100.00

Notes:

Students who took the speaking holistic rating version of the test are not included in the frequency distribution tables.

Figure D.5.33 2019 TELPAS Grade 12 Speaking
Frequency Distribution of Scale Scores
Online Students

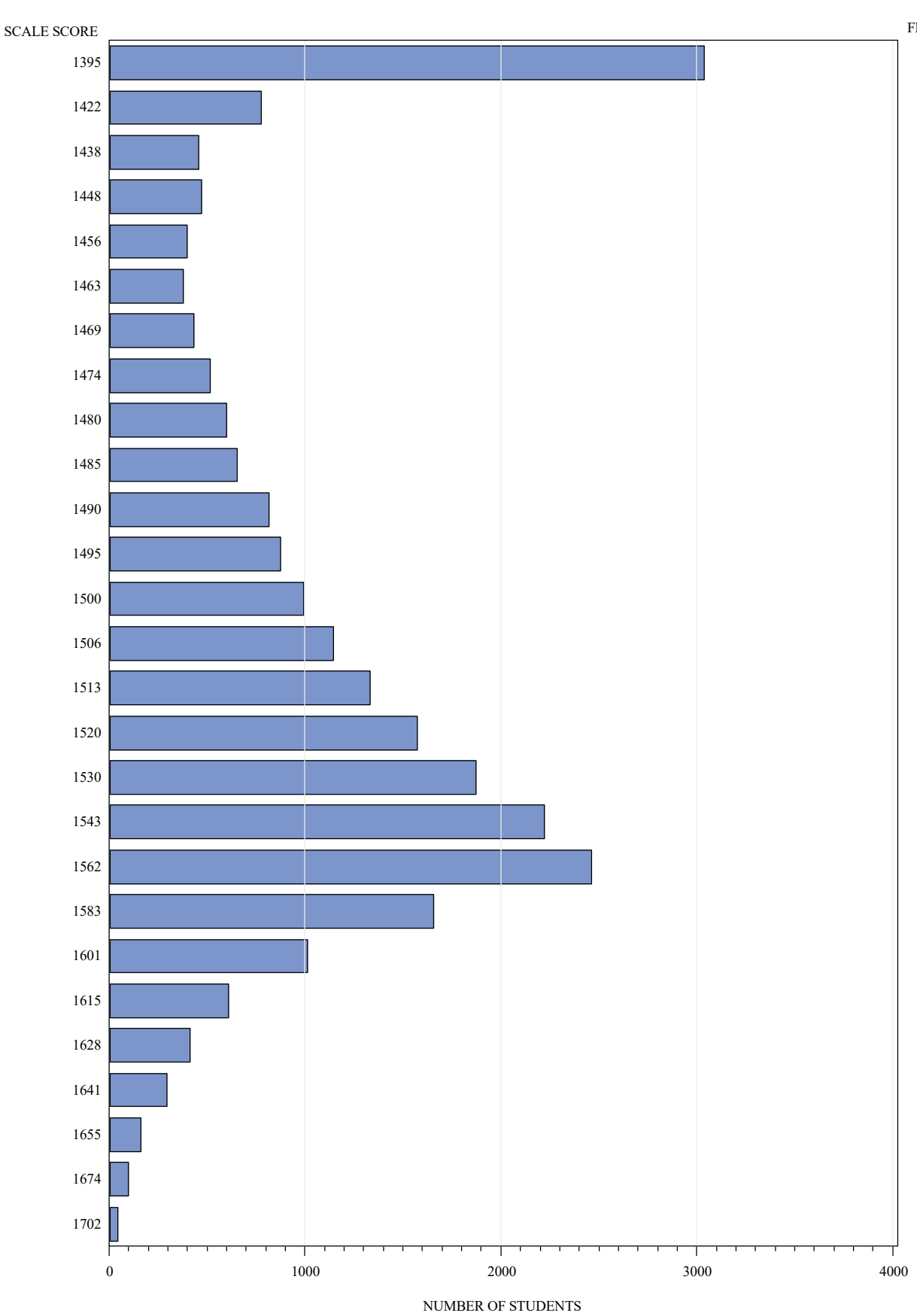

SCALE SCORE	FREQ.	CUM. FREQ.	PCT.	CUM. PCT.
1395	3036	3036	12.00	12.00
1422	775	3811	3.06	15.06
1438	455	4266	1.80	16.86
1448	473	4739	1.87	18.73
1456	399	5138	1.58	20.30
1463	380	5518	1.50	21.80
1469	435	5953	1.72	23.52
1474	518	6471	2.05	25.57
1480	599	7070	2.37	27.94
1485	655	7725	2.59	30.53
1490	816	8541	3.22	33.75
1495	873	9414	3.45	37.20
1500	993	10407	3.92	41.12
1506	1148	11555	4.54	45.66
1513	1332	12887	5.26	50.92
1520	1572	14459	6.21	57.13
1530	1875	16334	7.41	64.54
1543	2221	18555	8.78	73.32
1562	2462	21017	9.73	83.05
1583	1656	22673	6.54	89.59
1601	1013	23686	4.00	93.59
1615	611	24297	2.41	96.01
1628	415	24712	1.64	97.65
1641	293	25005	1.16	98.81
1655	160	25165	0.63	99.44
1674	99	25264	0.39	99.83
1702	43	25307	0.17	100.00

Notes:

Students who took the speaking holistic rating version of the test are not included in the frequency distribution tables.