

SY22-23 K-12 COVID-19 Testing Program: Official Launch/Kick Off Webinar

Thursday, August 4, 2022

Disclaimers

This presentation/session is intended solely to provide general information and guidance to participants and reflects the Texas Education Agency's current understanding of the presentation topics and applicable federal guidance. The content of this presentation is subject to change as a result of further potential information and guidance provided by federal agencies with regulatory oversight of this or other programs.

This presentation does not constitute legal advice, and participants are, therefore, advised to seek legal counsel regarding the information and guidance provided in this presentation before acting on such information and guidance.

The presentation materials and slides provided before and/or during this presentation are subject to change and may be republished.

Disclaimers Continued

This K-12 COVID-19 Testing Program is supported by the CDC of the U.S. Department of Health and Human Services (HHS) as part of a financial assistance award totaling \$800 million with 100 percent funded by CDC/HHS. The contents are those of the author(s) and do not necessarily represent the official views of, nor an endorsement, by CDC/HHS or the U.S. Government. For more information, please visit the [Center for Disease Control Website](#).

Session Agenda



- Norms & Reminders
- Session Objectives
- Background: K-12 COVID-19 Testing Program Grant
- Screening Testing & Use Cases
- Testing Program Logistics
- Recap: Key Elements of COVID-19 Testing Program
- Important Reminders
- Q & A

Norms & Reminders



- Please keep your microphone muted unless you are presenting or called upon to speak.
- Please use the **Raise Hand** feature if you wish to speak.
- Use the **Q&A feature** to ask questions (monitor to see which questions have been previously answered). Our panelists from TEA & DSHS will respond throughout the session.
- Use the **Chat feature** to respond to prompts
- This session is being recorded and will be posted on the [K-12 COVID-19 Testing Program Website](#)
- Engage!

Session Objectives:

By the end of the session participants will be able to:



- ✓ Review the background of the SY22-23 COVID-19 Testing Program
- ✓ Identify the requirements/expectations for the SY22-23 COVID-19 Testing Program
- ✓ Review important upcoming dates/reminders
- ✓ Ask clarifying questions

Accessing Session Materials

K-12 COVID-19 Testing Program

This K-12 COVID-19 Testing Program is supported by the CDC of the U.S. Department of Health and Human Services (HHS) as part of a financial assistance award totaling \$800 million with 100 percent funded by CDC/HHS. The contents are those of the author(s) and do not necessarily represent the official views of, nor an endorsement, by CDC/HHS or the U.S. Government. For more information, please visit the [Center for Disease Control Website](#).

FAQ and Guidance

- [SY 22-23 K-12 COVID-19 Testing Program Step By Step Guide \(PDF\) July 26, 2022](#)
- [SY 22-23 K-12 COVID-19 Testing Program Guidance & Eligibility Requirements \(PDF\) July 14, 2022](#)
- [SY 22-23 K-12 COVID-19 Testing Program FAQ \(PDF\) July 26, 2022](#)

Tools, Templates and Resources

Reporting Forms

- [SY 22-23 K-12 COVID-19 Vendor Staffing Log \(PDF\) July 27, 2022](#)
- [COVID-19 Test and Services Received Report](#)
 - [COVID-19 Tests and Services Received Report Instructions \(PDF\) January 10, 2022](#)

Lists

- [SY 2022-2023 Vendor Resource Sheet \(Excel\) June 22, 2022](#)
- [K-12 Public School Allocation \(PDF\) August 1, 2022](#)
- [K-12 Private School Allocation \(PDF\) August 1, 2022](#)

Applications

- [SY 22-23 K-12 COVID-19 Testing Program Opt-in Application July 14, 2022](#)
- [SY 22-23 K-12 COVID-19 Testing Program Opt-in Application Preview \(PDF\) July 19, 2022](#)
- [CLIA Waiver Application Quick Start Guide October 7, 2021](#)
- [CLIA Waiver Application October 7, 2021](#)
- [CLIA Waiver Application Exemplar \(PDF\) October 7, 2021](#)

Other Resources


- [CDC Ways School Systems Can Access COVID-19 Testing January 21, 2022](#)
- [Abbott BinaxNOW COVID-19 Rapid Test Additional Extension Notification \(PDF\) January 27, 2022](#)
- [Houston Health Department \(HHD\): COVID Mitigation Support & Resources Outline \(PDF\) January 7, 2022](#)



Background



Federal Dollars to Support School Systems



The [U.S. Department of Health and Human Services \(HHS\)](#) invested \$10 billion from the American Rescue Plan in 2021 to states to enable schools to establish COVID-19 screening testing programs to support and maintain in-person learning- [*ELC Reopening Schools: Support for COVID-19 Screening Testing to Reopen and Keep Schools Operating Safely*](#)


Texas received a total \$800 million, and the dollars flow to the state health department to administer.

The Texas Department of State Health Services (DSHS) and TEA have partnered together to make these resources available to public and private K-12 systems in Texas.*

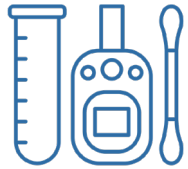
On March 30, 2022 Centers For Disease Control (CDC) announced it would be exercising expanded authority to permit the extension of these funds beyond July 31, 2022 through July 31, 2023. As result the Texas Department of State Health Services (DSHS) and TEA has extended the school-based COVID-19 testing activities through SY2022-2023.



K-12 COVID-19 Testing Program vs. School Health Support Grant



K-12 COVID-19 Testing Program




Provides eligible K-12 public and private school systems access to a group of vendors for COVID-19 tests (antigen & PCR) and staffing support.

School Health Support Grant



Provides eligible K-12 public and private school systems with access to needed funds **to further** support COVID mitigation/prevention resources and activities (list of allowable activities)

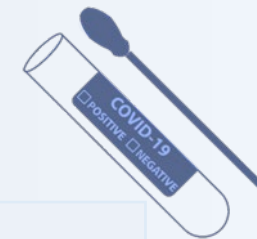
Intent & Goal of the Grant Funding



- The intent and goal of this K-12 COVID 19 Testing Program is primarily focused on providing needed resources to implement screening testing programs to identify asymptomatic individuals and limit the spread of the virus within school communities.
- Recipients should, whenever possible, align their testing approach with the CDC recommendations for grades K-12 ([Operational Strategy for K-12 Schools](#)).
- **Definition: Screening testing** identifies people with COVID-19 who do not have symptoms or known or suspected exposures so that steps can be taken to prevent further spread of COVID-19.
- **Definition: Diagnostic testing** is intended to identify current infection in individuals and should be performed on anyone that has signs and symptoms consistent with COVID-19.

Screening Testing and Use Cases

Types and Categories of Testing



Categories of Testing

Surveillance

Routine, reoccurring testing of large populations

Screening

Targeted testing of certain asymptomatic populations

Diagnostic

Symptomatic or high-risk testing

Types of Testing

Antigen

Yields quick results however the tests are less accurate


**Molecular/
PCR**

More accurate than antigen tests. Results typically take 24-48 hours. Always laboratory processed.

Pooled

Type of test analysis (only for molecular tests) Involving mixing several student samples together in a "batch" or pooled sample, then testing the pooled sample all together. Tells you if there are positive cases in the pool, but not who specifically is positive.

Types of Testing: Pros and Cons



Test Type	Pros	Cons
Antigen	<ul style="list-style-type: none"> Particularly useful for identifying a person who is at or near peak infection Less expensive Faster results 	<ul style="list-style-type: none"> Not as accurate as a molecular test; if a person is not near peak infection the tests may come back negative (though still accurate enough for most school purposes) Negative results but still symptomatic need to be followed up with a molecular test
Molecular	<ul style="list-style-type: none"> More sensitive than antigen tests Positive results are highly accurate 	<ul style="list-style-type: none"> More expensive Results take longer (24-48 hours) to receive Has the potential to identify individuals that are no longer contagious but still have some viral load in their system
Pooled	<ul style="list-style-type: none"> Increases the number of individuals that can be tested using the same amount of resource so it's cheaper than stand alone molecular testing Allows you to test a group all at once 	<ul style="list-style-type: none"> Does not tell you individual results If there is a positive in the pooled batch, individual testing must occur Results take longer (24-48 hours) to receive


Screening Testing: What this looks like

Targeted testing of certain asymptomatic populations



Use this type of testing for things like :

- You want to test your football team before their game
- You had an outbreak and want to test kids before they return to campus
- You want to test your 3rd grade teachers every week



Best Practice Type of Test:

Antigen or with advanced notice, molecular

Do NOT use this type of testing for things like :

- Walk up testing sites for symptomatic students and staff members
- Testing sites with vendor staff waiting for people show up

Testing Program Logistics

Notice For School Systems in the City of Houston



**IMPORTANT
NOTICE**

- The City of Houston also received funds through the same federal grant program to support a set of public and private school systems within the City of Houston boundaries.
- If you are in the Houston area, please [review the list of school systems](#); the City of Houston will support and determine if you are eligible for their program.
- If so, once you apply, you will receive an allocation from the City of Houston to use throughout SY 2022-2023 in TEA's program for [rapid antigen tests only](#).
- In addition, the City of Houston will provide PCR tests and PCR staffing support directly through its program.

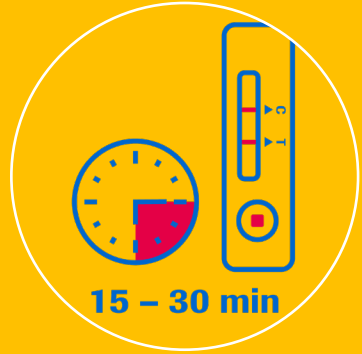
Enrolling in the Houston Health Department PCR Testing Program




- Email Houston Health Department:
Mail Us@ HHD School Testing
- Or call: 713-817-8552
- Visit our website for Frequently Asked Questions:
 - [FAQ HHD School Testing Program](#)



K-12 COVID-19 Testing Program



Access to
antigen point of
care testing



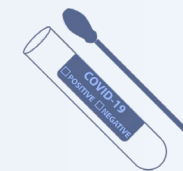
Access to
molecular (PCR)
testing



Access to
vendor staff
who can help
administer tests



SY2022-2023 Application Eligibility



Online Application

- Any public or private K-12 school system interested in participating in this program must complete [the new application process](#) regardless of if they previously opted in the state's COVID testing programs. [Application preview document](#).

Screening Testing

- School systems must implement a screening testing program to participate in the K-12 COVID-19 Testing Program.
- *Screening testing is defined as targeted testing of asymptomatic individuals.*

Only K-12 Schools

- School systems where pre-K/daycare students share a building/co-mingle with K-12 students are eligible for participation in the grant.
- Pre-K-only providers and/or daycare providers are NOT eligible for participation in this grant.

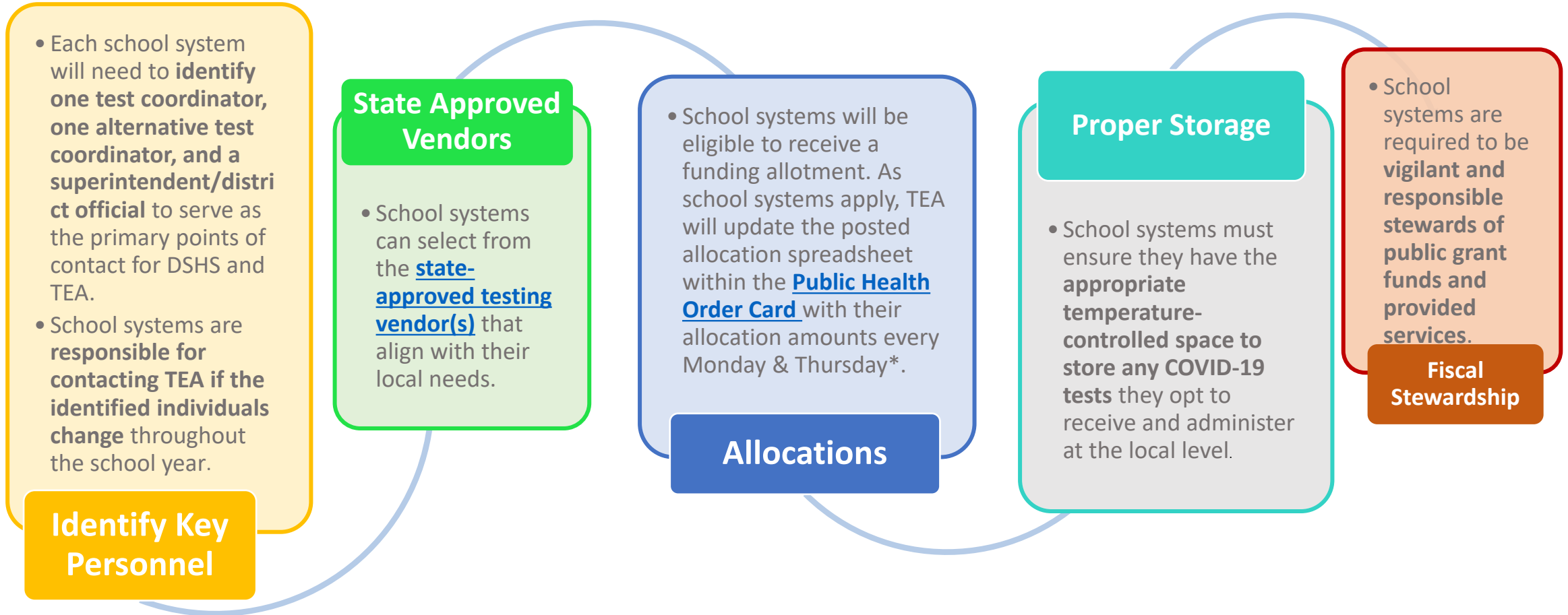
Close Out Reports

- Public & private school systems that participated in the SY2021-2022 K-12 COVID-19 Program must have completed all the closeout activities to be eligible to apply for SY2022-2023 K-12 COVID-19 Testing Program.

Guidance Document

- All eligible school systems must adhere to the [SY2022-2023 K-12 COVID-19 Testing Guidance & Eligibility Requirements Document](#) if they apply and participate.

Participation Requirements




COVID Testing Requirements



School systems that choose to participate in the K-12 COVID-19 Testing Program **must develop a plan for and implement a screening testing approach** but may also utilize other testing methods, such as diagnostic or surveillance. See the [CDC COVID-19 K-12 Guidance Document](#) for additional information on screening testing.

Screening testing is the targeted testing of certain asymptomatic populations

COVID Testing Requirements-According the CDC



1. At a minimum, screening testing should be offered to **students** who have not been fully vaccinated when community transmission is at moderate, substantial, or high levels
2. At any level of community transmission, screening testing should, at a minimum, **be offered to all teachers and staff who have not been fully vaccinated.**
3. To be most effective, **the screening program should test at least once per week** and (within 24 hours) report results to the staff or student tested.
4. Screening testing **more than once a week might effectively interrupt COVID-19 transmission.**
5. **Schools may consider multiple screening testing strategies**, such as conducting **pooled testing** of cohorts.
6. **Schools can routinely test student-athletes, participants, coaches, trainers,** and other people (such as adult volunteers) who could come into close contact with others during sports and other activities with elevated risk.
7. Schools should **consider implementing screening testing of participants up to 24 hours before sporting, competition, or extracurricular events.** Schools can use different screening testing strategies for lower-risk sports.



Reporting Requirements-Part 1

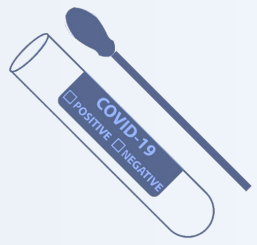


School systems must follow all reporting requirements outlined below to adhere to the federally funded CDC grant requirements. **Failure to submit timely and accurate reports will result in removal from the testing program.**

1. **Tests & Service Received Report (TSRR)** must be submitted within 48 hours of:
 - Receiving ordered tests;
 - The last day of consecutive staffing services. If staff are on-site Monday — Friday, the form must be submitted by close of business the following Monday

Example	Testing Days	Must Report By End of Day
1	Monday, Tuesday, Wednesday	Friday
2	Monday - Friday (all week)	Monday the following week
3	Monday & Wednesday	Wednesday & Friday

Reporting Requirements- Part 2



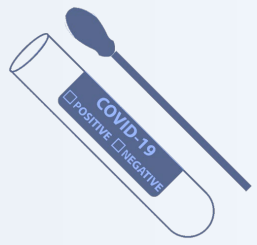
2. Test Administered and Results Reporting- For all tests administered:

- School systems must submit testing results (**number of tests administered, excluded, and positives**) to the vendor through the vendors' web-based portal for all tests conducted by close of business on Friday; **however, TEA DSHS recommend 24 hours after the end of the testing day as a best practice.**
 - ***For Positive Tests:***
 - All school systems must notify their local public health authority of positive COVID cases.

3. Grant Programmatic Surveys & Additional Reports/Submission

4. School systems must respond to any additional data collection survey and/or report requests to remain in compliance (i.e., **the End of Year Inventory Report**).

Failure to comply with the reporting requirements of the grant may lead to a delay in receiving future tests, a freeze on your allocation, or removal from the testing program altogether



Allocation Planning

- Schools must have a screening plan that supports their district's needs. Schools must only order what they intend to **use in a month**.*
- Last year, on average, school systems tested 3% of their total district population each month.
- School leaders and testing coordinators can review the K-12 Testing Allocation Sheets-
 - [Public Schools List](#)
 - [Private Schools List](#)
- The allocation sheets are updated weekly throughout SY2022-2023- currently on Mondays & Thursdays (this is subject change).

Initial Order

- Once an initial order is placed and received, no further orders will be allowed until a **minimum of 80%** of the current testing supply has been reported as used through results reporting.

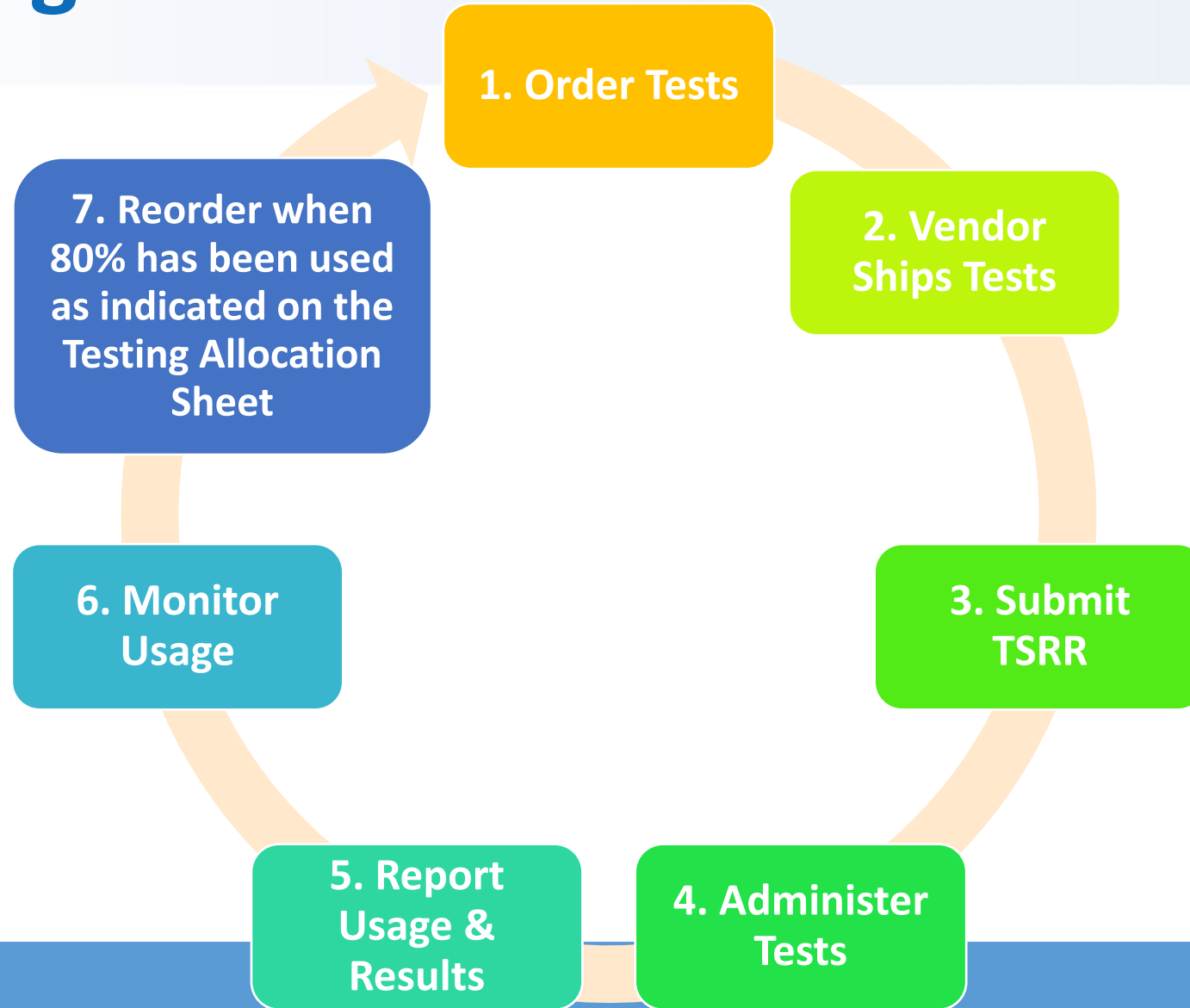


Allocation Holds

To adhere to the CDC grant's requirements and ensure proper federal funds' spending, it may be necessary for TEA and DSHS to place holds on school systems. These holds are not necessarily punitive but a way for the state agencies and school systems to better monitor spending and equitable usage of the grant funds.

Type of Hold	Cause for Hold	Clearing the Hold
Tests and Services Received Report (TSRR) Hold*	<ul style="list-style-type: none"> The school system failed to report the receipt of tests or staffing services within the required reporting window Reported information did not match the vendor supplied information 	<ul style="list-style-type: none"> Submit the required TSRR form. Email COVIDCaseReport@tea.texas.gov
Reporting Hold	<ul style="list-style-type: none"> The school system has placed an order and has not reported using/administering at least 80% of those tests. 	<p>The Reporting Hold will automatically be removed once the school system has reported using at least 80% of its current stock.</p>
Staffing Hold <i>(attend the vendor staffing webinar for more details on staffing)</i>	<ul style="list-style-type: none"> If it is determined that school systems are not adjusting staffing requests based on testing demand, the school system will be put on a staffing hold and unable to utilize the vendor's staff until resolved. 	<p>Email COVIDCaseReport@tea.texas.gov to schedule a staffing meeting.</p>
Carryover*	<ul style="list-style-type: none"> The school system has sufficient tests from the SY2021-2022 Testing Program to cover their current need, so they will not be permitted to order new COVID tests. 	<p>Email COVIDCaseReport@tea.texas.gov if you have questions or need support.</p>

Testing Allocation Process





Currently Offering Staffing Support



NO Longer Offering Staffing Support



Detailed information regarding each vendor can be found on [Vendor Resource Chart](#).*

Vendor Staffing Expectations



The K-12 COVID-19 Testing Program allows school systems to utilize vendor staffing services to support screening testing at the local level. School systems that use staffing services from vendors must agree to the following monitoring and reporting expectations.

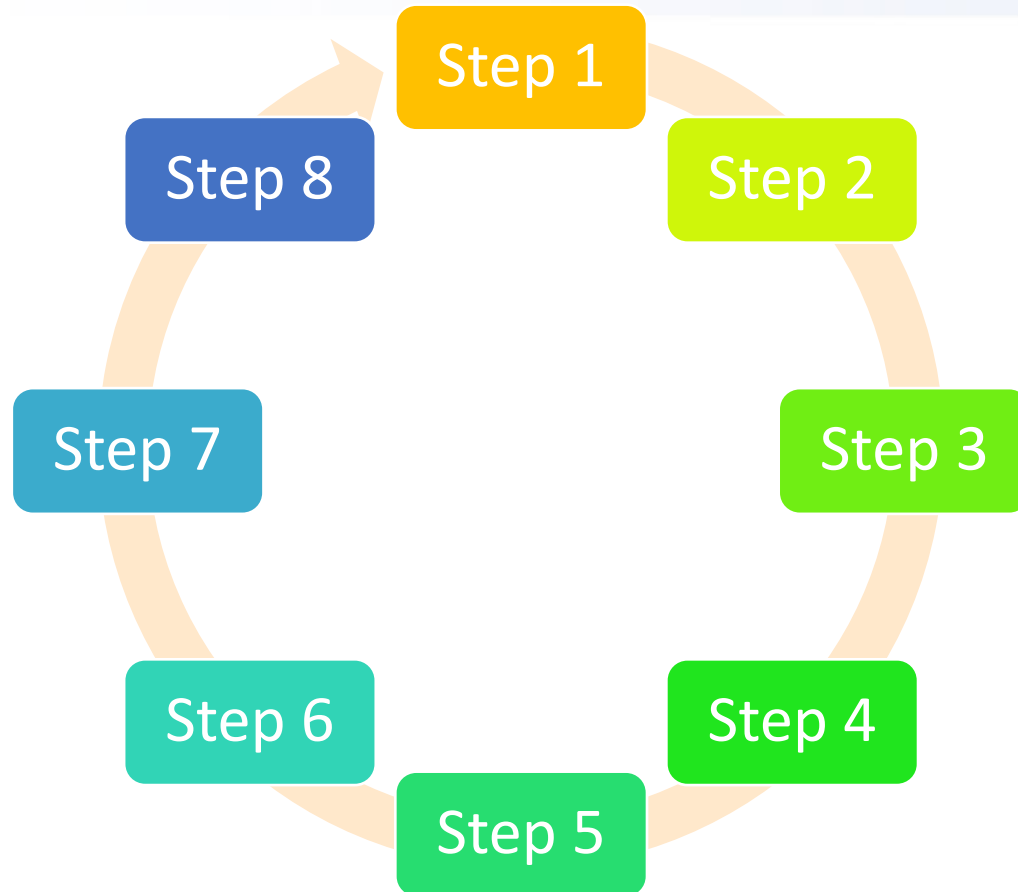


Required Staffing Webinar

All school systems utilizing staffing services through one of the [K-12 approved testing vendors](#) must attend a [required staffing webinar](#). *

1. Apply for the staffing services on the [SY2022-2023 K-12 COVID-19 Testing Application](#) and attend the required webinar.*
2. Have a [tiered testing plan](#) for how you will adjust staffing needs based on local COVID positivity and transmission rates.
3. Daily, properly log and monitor the date, time, staff member, and total number of hours of vendor staff utilizing the [K-12 COVID-19 Testing Program Staff Log Template](#).
4. Utilize staff for the entirety of the minimum number of hours.

Vendor Staffing Process



1. Review the vendor [staffing expectations & requirements](#)
2. Determine if [vendor staffing support](#) fits within your [screening testing plan](#)
3. Submit your [SY22-23 COVID-19 Testing Program Application](#) and check the box for staffing*
4. Once you receive an approval notification* reach out to the vendor of choice to order COVID tests and/or staffing support
5. Track staffing hours on the [Staffing Log](#)
6. Submit testing results in the vendor portal
7. After staffing services are rendered, [submit your TSRR form](#)
8. Continuously monitor staffing hours and testing usage

Recap: Key Elements of COVID-19 Testing Program

Key Elements of the Program

1. Review SY22-23 COVID-19 [Testing Program Guidance & Eligibility Requirements](#)
2. Develop a Tiered Screening Testing Plan
3. Submit your [SY22-23 COVID-19 Testing Program Application](#)
4. Order Tests and/or Staffing Support from the [Approved Vendor List](#)
5. Administer Tests
6. Report Usage & Results
7. Monitor Testing Usage & Reorder Tests/ Staffing Support when Appropriate*



Frequently Asked Questions (FAQ)

Do we have to use the tests in a specific way or on populations?

- The objectives and goals of this funding are primarily focused on providing needed resources to implement screening testing programs, including recurring testing of asymptomatic individuals.
- School systems will need to develop & submit a screening testing plan.

Can these tests be used during outbreaks or for symptomatic individuals?

- Yes. If a student or staff member becomes symptomatic while at school, the on-site resources for a school screening testing program could certainly be extended to test that student or faculty member.
- It should be noted, however, that students or staff who are symptomatic should not go to school and should be directed to seek COVID testing in clinical care sites or at existing testing sites in the community.

We are not participating in the SY22-23 COVID-19 Testing Program; however, we still have carried over COVID tests from SY21-22, can we return these COVID tests?

- No. TEA, DSHS, nor the vendors will accept unexpired working tests.
- Your school system should keep those COVID tests and use them for screening testing, or to test staff or students that become symptomatic during school hours or if there is an outbreak within your school system. You are still required to report the testing results in the vendor portal.

Can the COVID tests we order be administered by multiple vendor staffing support?

- No, the tests you order must be administered by that vendor.
- Any COVID tests can be administered by a school system staff member/designee*
- Exception: Thermo Fisher carryover tests. School systems to reach out TEA to coordinate if they want vendor staffing support.

Upcoming Webinars:

• [Register for SY 2022-2023 Recurring Staffing Webinar/Training](#)

Every Friday at 1:00-2:00 p.m.

• [Register for Goodside Health Webinar](#)

Tuesday, August 16, 2022 at 9:00-10:00 a.m.

• [Register for Achieve Health Management Webinar](#)

Tuesday, August 16, 2022 at 1:00-2:00 p.m.

• [Register for Thermo Fisher Webinar](#)

Wednesday, August 17, 2022 at 9:00-10:00 a.m.

• [Register for Bloom Health Partners Webinar](#)

Wednesday, August 17, 2022 at 1:00-2:00 p.m.

• [Register for Quest Diagnostics Webinar](#)

Thursday, August 18, 2022 at 9:00-10:00 a.m.

• [Register for AccuReference Webinar](#)

Thursday, August 18, 2022 at 1:00-2:00 p.m.

Good Standing School Systems:

School systems that have accurately submitted all their closeout reports for SY2021-2022, which include the following reports:

1. [Tests & Services Received Report \(TSSR\)*](#)
2. **Vendor Staffing Reports** — only for school systems that utilized vendor staffing
3. [Inventory Close Out Survey*](#) — the numbers submitted in the report need to reconcile with the data that DSHS has on file; school systems need to work with their vendors and then DSHS to ensure complete reconciliation
4. **Outside Vendor Reports *** — only for school systems that indicated working with outside vendors on the School Health Support Grant.



Main Points of Contact

Texas Education Agency (TEA)
COVDCaseReport@TEA.texas.gov



Texas Department of State Health
Services (DSHS)
TCECsupport@DSHS.texas.gov