

# Supplemental Special Education Services – SSES

---



# Supplemental Special Education Services: Overview

Supplemental Special Education Services (SSES) are online accounts for families of K-12 students with significant cognitive and complex disabilities that have been impacted by COVID-19 school closures.



- K-12 Students with significant cognitive and complex disabilities who need help accessing the general curriculum.
  - Down syndrome, cerebral Palsy, Autism, BVI, DHH
- Low-income families will have priority access to these online accounts.
- STAAR Alt II eligible

- Online accounts in a digital marketplace in which families can shop for goods and services using the \$1,500 in their digital wallet to supplement and bolster services a child is already receiving in school.

- Tutoring
- Educationally related services (OT, PT, BCBA, SLP)
- Textbook, curriculum, or other instructional material
- Computer hardware, software, or other technological devices that are used for educational needs

# Supplemental Special Education Services: The Numbers



Online accounts of  
**\$1,500**  
per eligible K-12 student.  
(Families with multiple eligible students qualify  
for a \$1,500 credit for each eligible student)



Approximately  
**18,000**  
accounts are available.  
(These accounts are available through  
Spring 2022)



Students must have been  
enrolled in a K-12 Texas public  
school during **2019-2020** and  
must be enrolled in a Texas  
public school in **2020-2021**.

# Supplemental Special Education Services: How Does SSES work?

1



- Families apply through FACTS website
- Provide relevant student information: student name, school district, school, and SSN or Unique ID

2



- Information is provided to OSPM for verification by external vendor

3



- OSPM provider approves (yes or no) that the student meets/does not meet eligibility
- External vendor provides family notice of approval/non approval.
  - Provides an approved family with directions and a link to access their online account.
  - If a family appeals non-approval, they will be referred to OSPM for guidance.

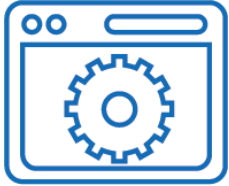
4



- Family registers for the online account.
  - Once a family successfully registers, they will have immediate access to the online account and the marketplace in which it can be used.
  - Families do not have access to actual money, and the account is only accessible through the online portal and available to use with approved vendors, goods, and services within the portal.

# Process for Families and Parents

Families will go to [ses.tea.texas.gov](https://ses.tea.texas.gov) and follow this 3-step process



## **Step 1** – Program Overview and Eligibility Requirements

Start here to determine if your child is eligible for an SSES online account



## **Step 2** – Apply Online

Link to an online application, make sure you've obtained all documents from step 1

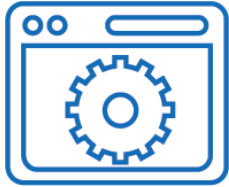


## **Step 3** – Log on to SSES Services and SSES Marketplace

After you've been selected for the program, go to this site to start your purchases

# Student Eligibility Criteria

**Student must have been enrolled in a Texas Public School in SY 2019-20 in grades K-12 and be enrolled currently (SY 2020-21)**



## **Step 1 – Program Overview and Eligibility Requirements**

Start here to determine if  
your child is eligible for an  
SSES online account

### **Students Grades K – 2<sup>nd</sup>**

- Designated as Multiple Disabilities

OR

- Primary Disability of Deaf/Blind

OR

- The combination of Primary  
Disability and Setting

### **Students Grades 3<sup>rd</sup> – 12<sup>th</sup>**

- STAAR ALT II Eligible

# Applying Online



## Step 2 – Apply Online

Link to an online application, make sure you've obtained all documents from step 1

Families will apply for an Online Account through FACTS - They will need the following items to apply:

- Student's Primary Disability and Educational Setting or STAAR ALT II participation
- Tax Information from 2019

70% of accounts will be low-income families

30% open to all families

# SSES Services and Marketplace

Families will have the option to purchase services as well as products for their students



## Step 3 – Log on to SSES Services and SSES Marketplace

After you've been selected for the program, go to this site to start your purchases



## SSES Services

Works as an online wallet (direct pay) for families to be able to purchase things like:

- Tutors
- Educational Service providers



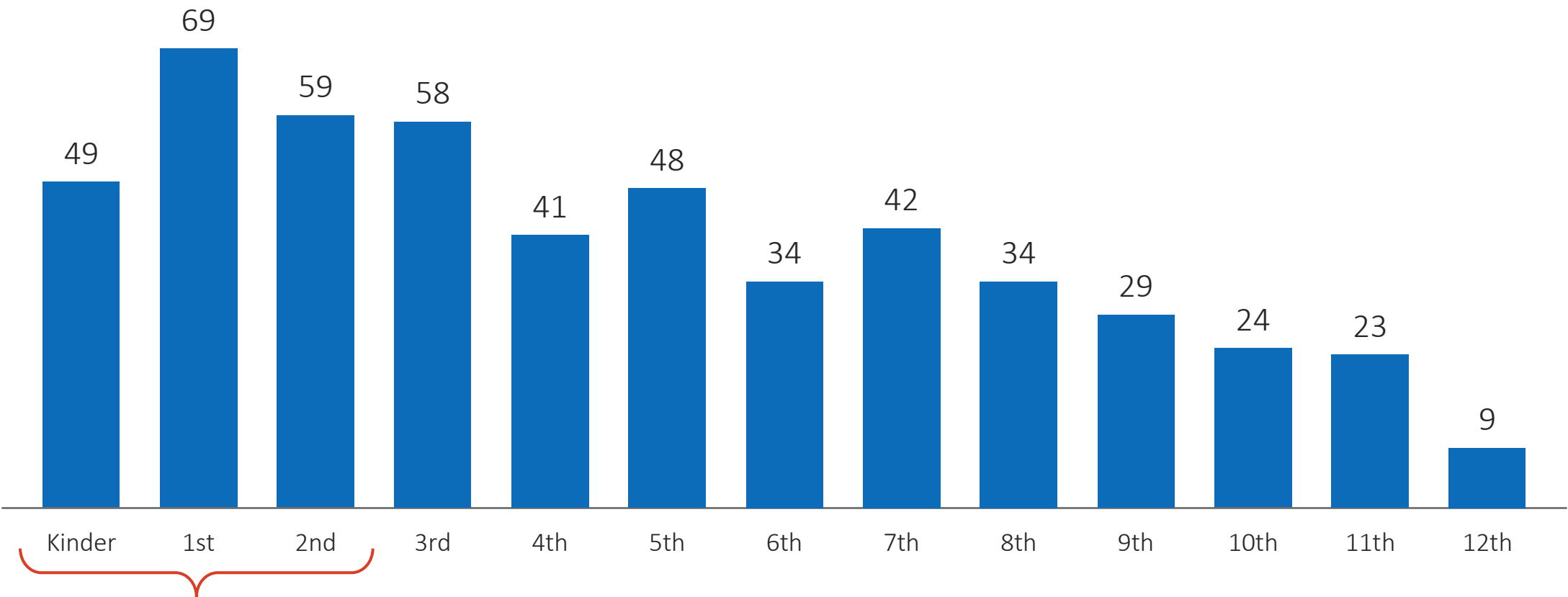
## SSES Goods

Similar to a mall (choose a specific store for purchases) for school purchases, such as:

- Books – curriculum-based items
- Computer Programs
- Computers/Assistive Technology Devices



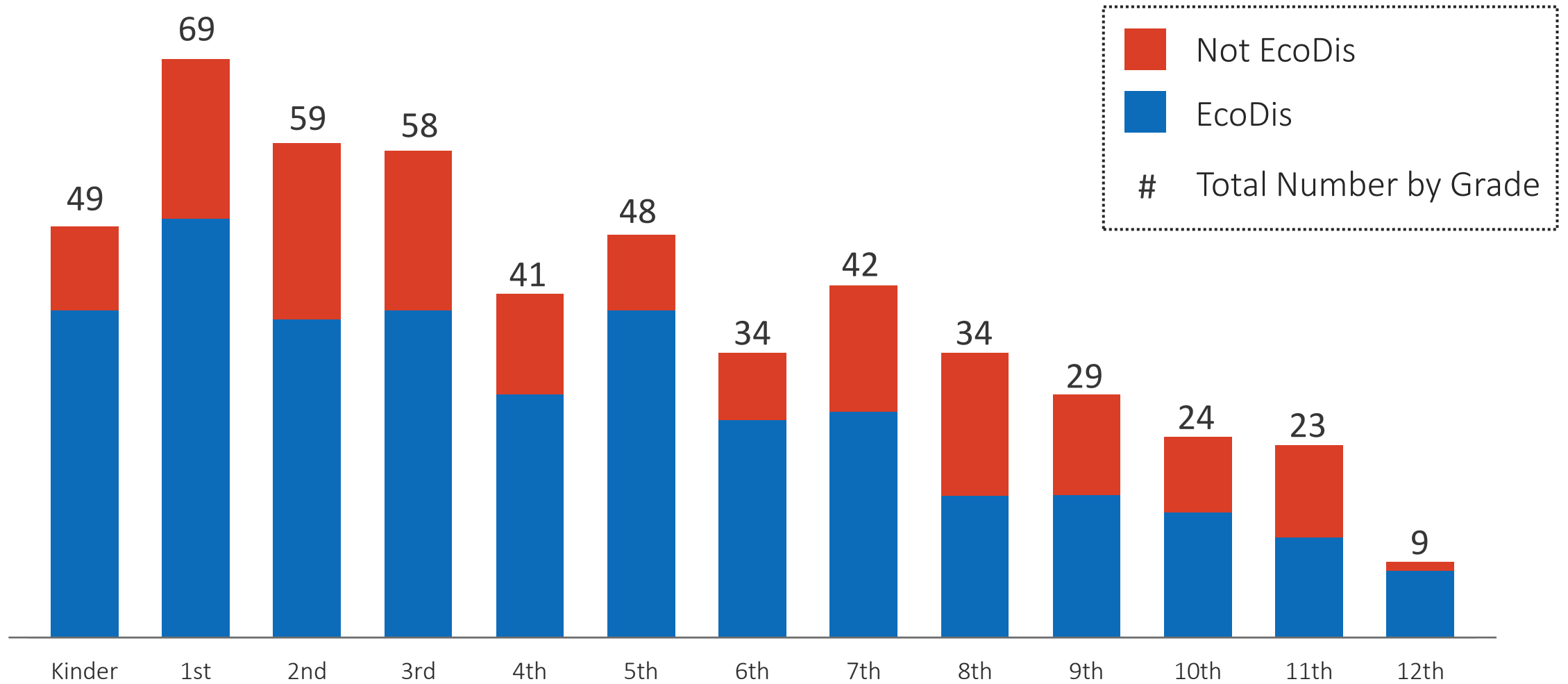
# Total Number of Eligible Applicants by Grade Level - January 20, 2021



K-2 make up 34% of eligible applicants



# Total Number of Eligible Applicants by Grade Level - January 20, 2021



# SSES Outreach Campaign

**Overall Goal:** 18,000 accounts created by June 30<sup>th</sup>, 2021.

## LEA Campaign:

- LEA “Kits” with exact messaging (In English and in Spanish)
  - Flyers (backpack stuffers)
  - Letters/Emails to eligible families
  - Text messages/emails
  - Social Media Posts
- Follow-up with LEAs on progress

The collage displays several key pages from the SSES website:

- Overview of Supplemental Special Education Services (SSES):** Explains that SSES are on-line accounts for eligible parents/caregivers of students with significant and complex disabilities impacted by COVID-19 school closures. It states that families can receive up to \$1,500 per student.
- How to purchase goods and services for your child, once approved for SSES:** A flowchart showing the process: Login (Once the account management website is live, visit the website and provide your login information.) -> From the dashboard, for purchase, you will have two options to choose from. -> you can... -> Select and Pay for Eligible Services (1. Search and click on who you want to pay (only approved vendors will appear here). 2. Upload all the support documents (receipts) here; be invoices, amount you is vendor. 3. You can an one ded. You can ents here.) -> Buy School Supplies for (Start Shopping, Shop, Checkout, Checkout, \$57.92, Close). 6. Here you will see a space to enter the payment from the online account. Enter the amount of the order.
- What is SSES?:** An online account that families value in the account which will receiving in school.
- Who Qualifies?:** The SSES program is for students who are impacted by COVID-19 school closures. All students must have been impacted by COVID-19 school closures. Grades K-2: A combination of educational setting will determine eligibility. Grades 3-12: Students who are impacted by COVID-19 school closures. For more specific information visit [www.tea.texas.gov/sses](https://www.tea.texas.gov/sses).
- What can Families Purchase?:** Families can purchase resources and services such as:
  - Tutoring in all subjects
  - Additional speech therapy or other specific services
  - Supplies and materials
  - Additional educational resources
- Footer:** SSES.tea.texas.gov, TEA (Texas Education Agency), and SSESinfo@tea.texas.gov.

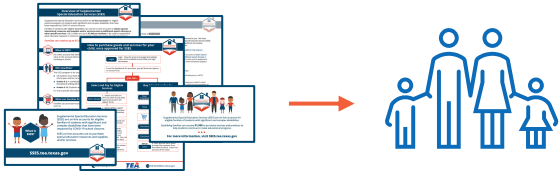
# How can you help?



- **Step 1:** You will receive correspondence from TEA OSPM that contains the “LEA Campaign Kits”, to help you in communicating with students and families. This same email will also tell you when your eligible student list will be available in the ASCEND platform for your District or Charter.



- **Step 2:** You will log in to ASCEND to download the spreadsheet with the list of students who are eligible for SSES.




- **Step 3:** Use the materials received in step 1 to support students’ enrollment into the SSES Program by sending these outreach materials to the eligible students and families.

# Helpful Resources



## Email

SSESinfo@  
tea.Texas.gov



## Website

SSES.tea.Texas.gov



## List of Students

Available Soon on the  
ASCEND Platform



# Thank you!

## Questions?

---

