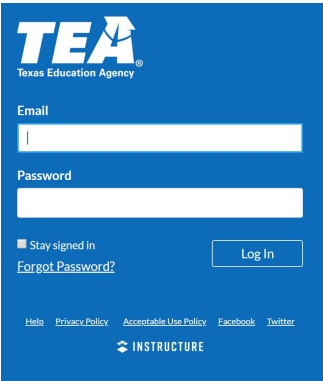
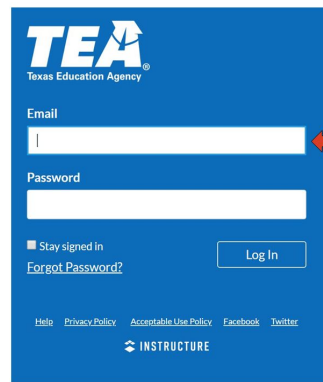
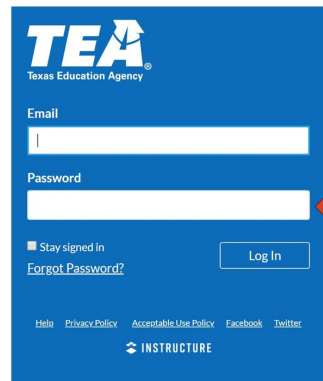
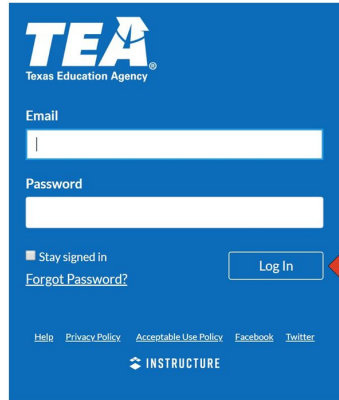


To access your online course:

<p>Go to <a href="https://www.tealearn.com/">https://www.tealearn.com/</a></p>	
<p>Your username is your email address</p>	
<p>Enter the password provided in the welcome email</p>	

Click Log In

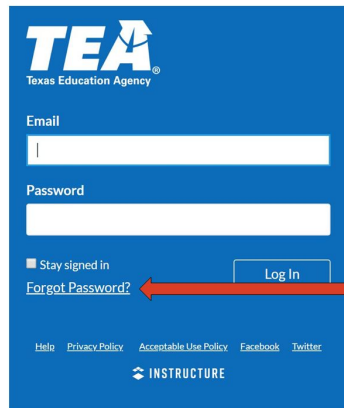


The screenshot shows the TEA (Texas Education Agency) login page. At the top left is the TEA logo. Below it are two input fields for 'Email' and 'Password'. Under the password field is a checkbox labeled 'Stay signed in' and a 'Log In' button. A red arrow points to the 'Log In' button. Below the login fields are links for 'Forgot Password?', 'Help', 'Privacy Policy', 'Acceptable Use Policy', 'Facebook', and 'Twitter'. At the bottom is the 'INSTRUCTURE' logo.

Once you are logged in, [reset your password](#)

1. Click **Account**
2. Click **Settings**
3. Click **Edit Settings** (on the right side of the screen)
4. Click the checkbox next to **Change Password**
5. Type in the old password and your new password
6. Click **Update Settings**

If you are unable to log in, click **Forgot Password?**



This screenshot is identical to the one above, showing the TEA login page. However, a red arrow points to the 'Forgot Password?' link instead of the 'Log In' button.