

# ROADMAP to COLLEGE and CAREER — Grade 9

2017 Confidential Student Report

## Plan for College

### Strategies for College Success



#### Learning about Colleges and Degree Programs

- Attend a college and career fair to learn about colleges, degree programs, and admissions requirements.
- Take a "virtual tour" of colleges that interest you, or visit a local college with your parents.



#### Preparing for College in High School

- Explore advanced coursework such as Advanced Placement and International Baccalaureate classes and dual credit options offered by a local community college.
- Prepare for college readiness assessments such as the PSAT, ACT Aspire, and/or the Texas Success Initiative (TSI) exam.



#### Building a College Resume

- Get involved in extracurricular activities (colleges look for students who are active leaders in their schools).
- Participate in a summer enrichment program (check out local universities and your local school district for opportunities).

## Prepare for a Career

### Career Planning Activities



#### Exploring Career Options

- Research careers and occupations based on your interests and lifestyle expectations, or ask about local internship opportunities.
- Explore Career and Technical Education (CTE) course offerings connected to your career interests.



#### Planning a Course of Study

- Review your endorsement decision to ensure that it aligns with your career interests.
- Enroll in a focused sequence of CTE courses that can lead to industry-based certifications and work-based learning opportunities.



#### Exploring Career-based Opportunities

- Join a Career and Technical Student Organization where you can apply your career preparation skills through real-world activities.
- Consider participating in summer career-building skill programs hosted by businesses or other organizations.

## Postsecondary Planning Resources and Tips

### Resources for College and Career

Get started on your planning for college and career!  
Explore resources and information to help you prepare at  
[www.texasassessment.com](http://www.texasassessment.com).

## Suggested Questions To Ask Your High School Counselor

1. I need to learn more about college and career options. When is the college and career fair?
2. What Career and Technical Education (CTE) opportunities are offered at my school that lead to an industry-based certification or work-based learning opportunity?
3. What other college credit and career preparatory classes can I take in 10th, 11th, and 12th grade? How should I prepare for dual credit or Advanced Placement courses?
4. How do I sign up to take the PSAT, the TSIA, and/or the ACT Aspire exam? How should I prepare for it? Is there financial support available?
5. Where can I find information about local summer enrichment programs and career-building skill programs?



For more information, visit [www.texasassessment.com](http://www.texasassessment.com).

Informed Parents. Better Schools.

# STAAR Results

STATE OF TEXAS ASSESSMENTS OF ACADEMIC READINESS



## 2017 Confidential Student Report



### About the STAAR Test

Your child took the STAAR in Spring 2017. This test asks students to answer questions that measure the knowledge and skills they need to be prepared for college or a career. If you have questions about this report, please talk to your child's teacher or principal, or learn more by visiting [www.texasassessment.com](http://www.texasassessment.com).



### What the Results Mean

This report shows how well your child did on the assessment. There are 4 levels of proficiency.

## From The Commissioner

Tests are a part of life. Our kids will take tests to get a driver's license, to get into college, and even to get certain jobs. As a parent of two myself, I know that no one test can tell me everything about my children. But the STAAR tests have been designed to provide useful information about how much our children have learned academically and how well prepared they are for what comes next.

Students who meet or exceed grade level by high school graduation have more than a 60% chance of passing their college classes, substantially increasing their lifetime earnings and prospects for success. This report is intended to give you information on how well your child learned this year's academic material in school and how you can help them learn even more.



#### MASTERS GRADE LEVEL

Mastery of the course knowledge and skills is shown — student is on-track for college and career readiness.



#### MEETS GRADE LEVEL

Strong knowledge of course content — student is prepared to progress to the next grade.



#### APPROACHES GRADE LEVEL

Some knowledge of course content, but may be missing critical elements — student needs additional support in the coming year.



#### DID NOT MEET GRADE LEVEL

No basic understanding of course expectations is shown — student may need significant support in the coming year.



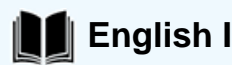
Mike Morath, Commissioner of Education

JOHN I. LASTNAME 1

GRADE 9

Date of Birth: 01/01/03 Student ID: \*\*\*\*\*0820 Local Student ID: --- District: 999-999 DISTRICTNAMEXXX

### Your Child's Proficiency At A Glance



**Approaches**

Test Date: Spring 2017



**Did Not Meet**

Test Date: Spring 2017




**Masters**

Test Date: Spring 2017

**English I** Test Date: Spring 2017

ELL Progress Measure: Met

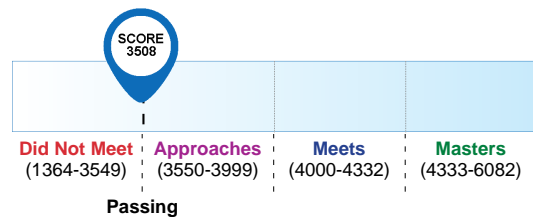


CATEGORY	Weighted Score
Written Composition	9 of 16
4. Composition	9 of 16
Multiple-Choice Answered Correctly	
1. Understanding/Analysis Across Genres	6 of 8
2. Understanding/Analysis of Literary Texts	10 of 13
3. Understanding/Analysis of Informational Texts	12 of 13
5. Revision	8 of 9
6. Editing	8 of 9
<b>Total Multiple-Choice Score</b>	<b>44 of 52</b>
<b>TOTAL</b>	<b>53 of 68</b>

**50th PERCENTILE**

This score is the same or better than 50% of all student scores on this test.

**Algebra I** Test Date: Spring 2017

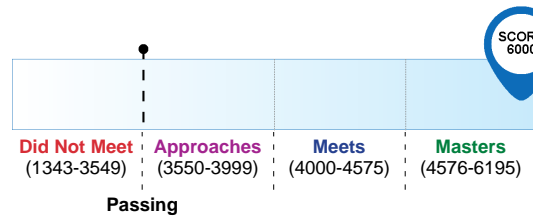


CATEGORY	ANSWERED CORRECTLY
1. Number and Algebraic Methods	3 of 11
2. Describing and Graphing Linear Functions, Equations, and Inequalities	5 of 12
3. Writing and Solving Linear Functions, Equations, and Inequalities	7 of 14
4. Quadratic Functions and Equations	3 of 11
5. Exponential Functions and Equations	3 of 6
<b>TOTAL</b>	<b>21 of 54</b>

**20th PERCENTILE**

This score is the same or better than 20% of all student scores on this test.

**Biology** Test Date: Spring 2017



CATEGORY	ANSWERED CORRECTLY
1. Cell Structure and Function	9 of 11
2. Mechanisms of Genetics	11 of 11
3. Biological Evolution and Classification	10 of 10
4. Biological Processes and Systems	10 of 11
5. Interdependence within Environmental Systems	11 of 11
<b>TOTAL</b>	<b>51 of 54</b>

**90th PERCENTILE**

This score is the same or better than 90% of all student scores on this test.



### Want More Resources To Help Your Child In School?

Visit [www.texasassessment.com](http://www.texasassessment.com) for helpful tips and tools, including a recommended summer reading list.

Unique Access Code: xxx999

JOHN I. LASTNAME 1

GRADE 9

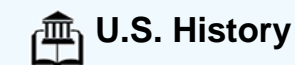
Campus: 999 CAMPUSNAMEXXX Class Group: CLASS GROUP NAME Report Date: SPRING 2017

### Your Child's Proficiency At A Glance



**Approaches**

Test Date: Spring 2017



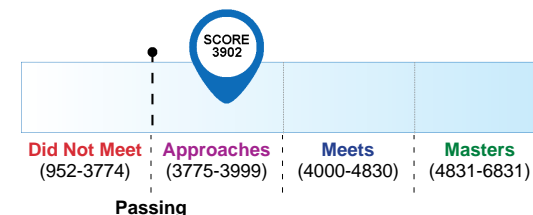
**Meets**

Test Date: Spring 2017

**English II** Test Date: Spring 2017

ELL Progress Measure: Met

STAAR with embedded supports

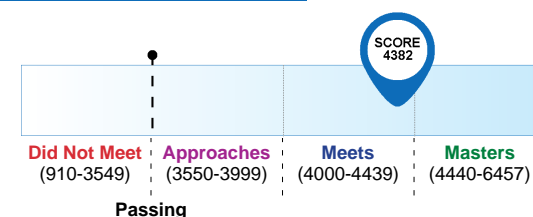


CATEGORY	Weighted Score
Written Composition	9 of 16
4. Composition	9 of 16
Multiple-Choice Answered Correctly	
1. Understanding/Analysis Across Genres	6 of 8
2. Understanding/Analysis of Literary Texts	10 of 13
3. Understanding/Analysis of Informational Texts	12 of 13
5. Revision	8 of 9
6. Editing	8 of 9
<b>Total Multiple-Choice Score</b>	<b>44 of 52</b>
<b>TOTAL</b>	<b>53 of 68</b>

**60th PERCENTILE**

This score is the same or better than 60% of all student scores on this test.

**U.S. History** Test Date: Spring 2017



CATEGORY	ANSWERED CORRECTLY
1. History	25 of 30
2. Geography and Culture	10 of 12
3. Government and Citizenship	5 of 10
4. Economics, Science, Technology, and Society	14 of 16
<b>TOTAL</b>	<b>54 of 68</b>

**78th PERCENTILE**

This score is the same or better than 78% of all student scores on this test.



For more information on EOC assessments, please visit [www.texasassessment.com](http://www.texasassessment.com).

Unique Access Code: xxx999