

2023-24 TEAL SPP Data Collection

Indicator 7: Preschool Outcomes & Indicator 13: Secondary Transition

March 2024



Agenda



- Federal Requirements
- Overview of SPPI 7: Preschool Outcomes
- 2023-24 SPPI 7 Application
- Overview of SPPI 13: Secondary Transition
- SPPI 13 Selection Procedure
- LEA/Campus Included in SPP 7 & 13 Applications
- SPPI 7 & 13 Resources
- Reminders
- Contact Information

Federal Requirements

Individuals with Disabilities Education Act (IDEA)

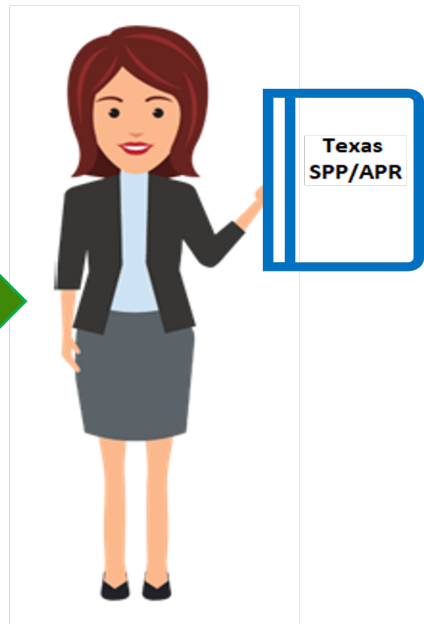


Compliance Indicators




Performance Indicators

Setting Targets



Collecting Data



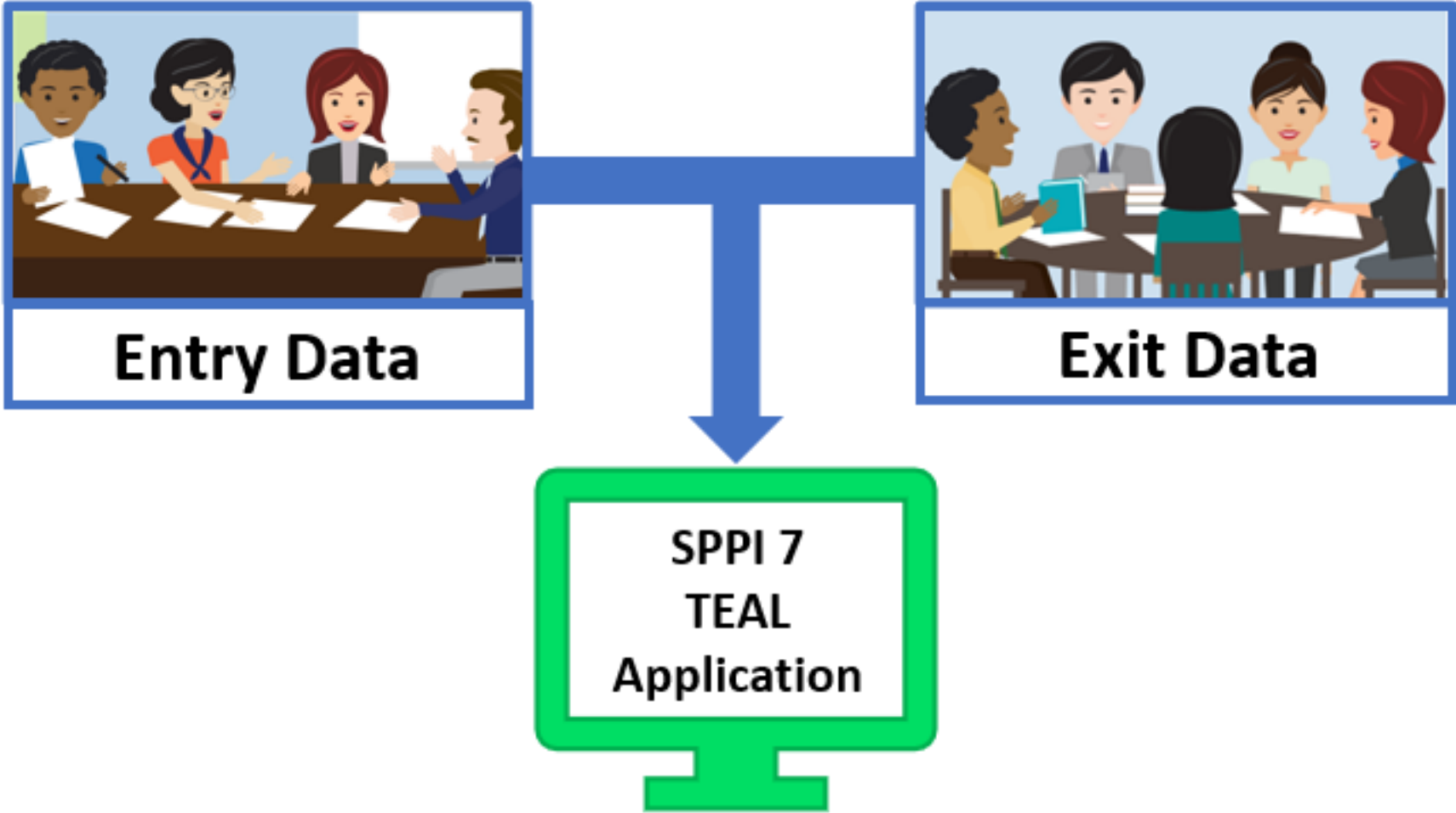
Indicator 7: Preschool Outcomes

Indicator 7: Preschool Outcomes measures the percent of preschool children aged 3-5 with IEPs who demonstrate improvement in three areas.



- Positive Social-Emotional Skills
- Acquisition & Use of Knowledge and Skills
- Use of Appropriate Behaviors

SPPI 7 Data Collection



SPPI 7 TEAL Application

- Transfer of Entry Records
- Saving Entry and Outcomes Data
- Uploading Data Files
- PEIMS Demographic Errors



Indicator 13: Secondary Transition

Indicator 13: Secondary Transition measures youth aged 16 and above with an IEP that includes:




- Documentation of transition requirements
- Evidence that the student was invited
- If appropriate, evidence a representative of any participating agency was invited with prior consent of the parent or student who has reached the age of majority

SPPI 13 Data Collection




SELECTION

An illustration showing four diverse professionals (two men and two women) sitting around a dark wooden conference table. They are engaged in a discussion, with papers and a pen on the table. The background is a simple office setting with a window.



REVIEW


An illustration of a woman with glasses and a grey blazer sitting at a desk, pointing at a whiteboard. The whiteboard has a checklist with three green checkmarks and several horizontal lines. A student with dark hair is seen from behind, sitting at the desk looking at the whiteboard.



ENTER


An illustration of a woman with glasses and a blue top sitting at a desk, working on a laptop. On the desk, there are stacks of books and a red apple. The background is a plain light blue wall.

SPPI 13 Selection Process

SPPI 13 **Secondary Transition** 

Selection Procedures

This document provides guidance for local educational agencies (LEAs) on selecting students for the State Performance Plan Indicator (SPPI) 13 data collection. SPPI 13 data are required for the annual State Performance Plan/Annual Performance Report (SPP/APR) submission to the Office of Special Education Programs (OSEP). The goal of this guidance is to ensure efficient and effective data collection that minimizes the burden placed on LEAs.



Selection Procedures

- 1. Compile a List:** Generate a list of students with Individualized Education Programs (IEPs) from all LEA campuses who meet the following criteria:
 - Age 16 through age 21 by July 1st for the data collection year ranging from July 1 to June 30, and
 - Enrolled in the LEA at the time the list is generated.
- 2. Organize the List:** Sort the student list alphabetically by last name.
- 3. Exclude Previous Year:** Remove students who were selected in the previous year.
- 4. Finalize the Official List:** No student additions after the selection process.
- 5. Determine Review Scope:** Identify the reporting Option (One, Two, or Three).
- 6. Record Keeping:** Retain the Official Student List.

Option One: Small LEAs (Less than 10 Students)

- All students are reported from the Official Student List.

Option Two: Medium LEAs (10-29 Students on the Official Student List)

Procedures for Option Two:

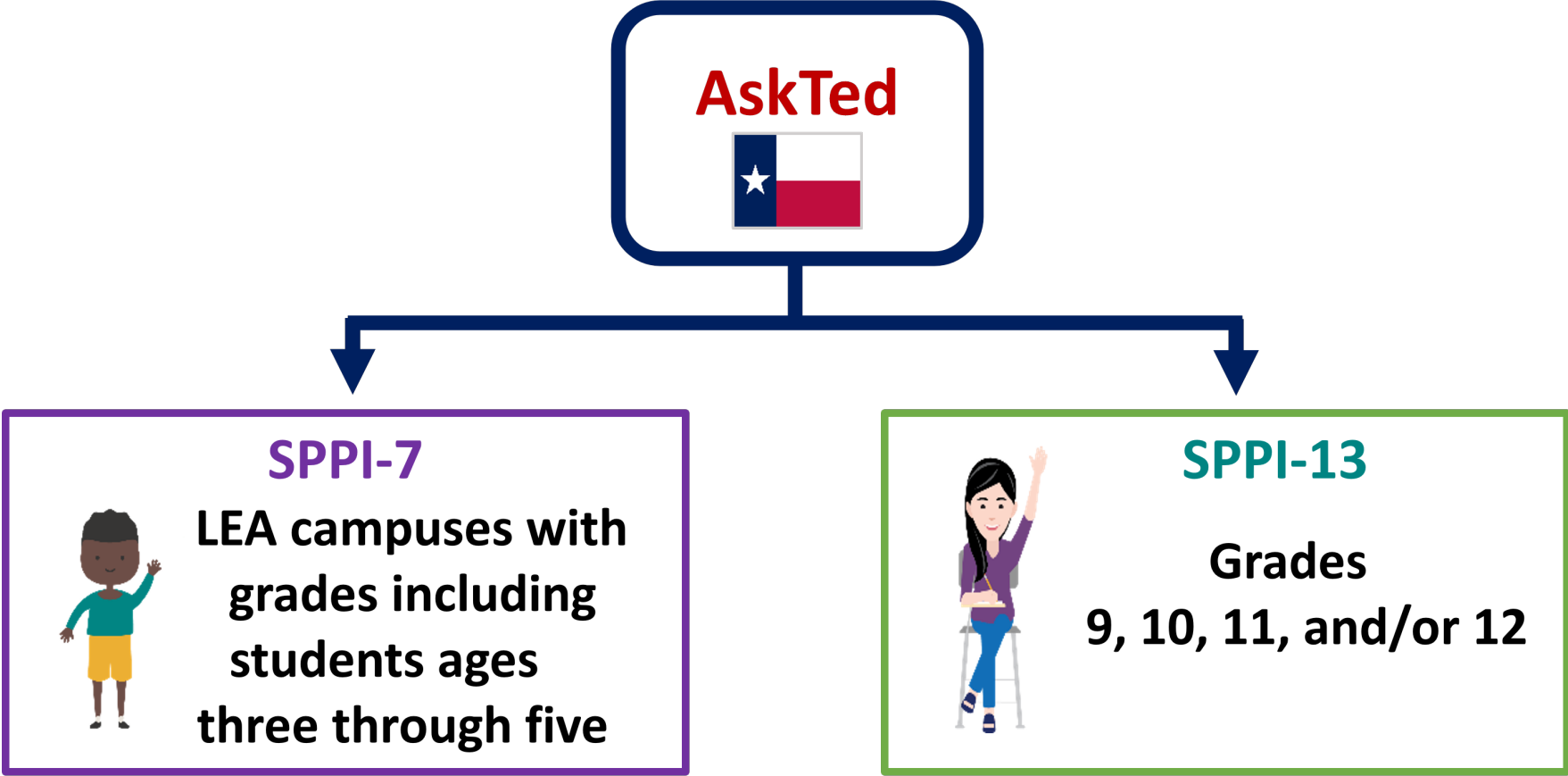
1. Calculate the minimum number (MINN) of students to report (the greater of 10 or 10% of the total number of students on the Official Student List).
2. Determine the selection interval (the Nth student on the Official Student List by MINN. Round this number up to the next whole number).
3. Begin selecting students for review from the Official Student List. After reaching the end of the list, if the number of students selected is less than the MINN, begin the selection process from the top of the list. Skip any students who have already been selected and continue until the MINN is satisfied.



Selection Procedures

- 1. Compile a List:** Generate a list of students with Individualized Education Programs (IEPs) from all LEA campuses who meet the following criteria:
 - Age 16 through age 21 on the date the list of students is generated for the data collection year ranging from July 1 to June 30, and
 - Enrolled in the LEA at the time the list is generated.

LEA/Campus Included in the TEAL Application




Applications must be in Certified status even if no students meet the data collection criteria.

Resources

[Home](#) / [Academics](#) / [Special Populations](#) / [Special Education](#) / [Special Education Data and Reports](#)

Preschool Outcomes

State Performance Plan Indicator 7



[SPPI 7: Preschool Outcomes](#)

[Home](#) / [Academics](#) / [Special Populations](#) / [Special Education](#) / [Special Education Data and Reports](#)

Secondary Transition


State Performance Plan Indicator 13



[SPPI 13: Secondary Transition](#)


[Home](#) / [Academics](#) / [Special Populations](#) / [Review and Support](#)

Local Education Agency Public Reporting



[Local Education Agency Public Reporting](#)

Reminders



- ✓ Each LEA must have at least one Certifier
- ✓ ESCs are the first point of contact for LEA support
- ✓ Applications open April 1, 2024
- ✓ Applications close August 9, 2024 at 11:59 p.m.
- ✓ Applications must be in Certified status by close of application

Thank
You!

Contacts

SPP Team

spp@tea.texas.gov