

# Differentiated Monitoring and Support Ascend Texas Application Access



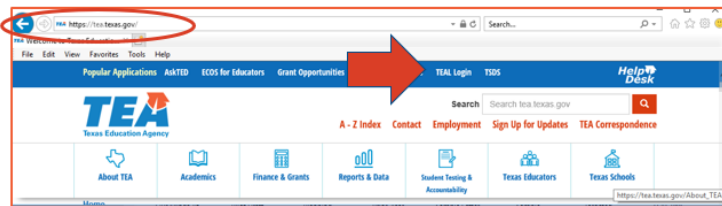
Ascend Texas is an application available through the Texas Education Agency Login (TEAL) to assist local education agencies (LEAs) with the collection and management of data while engaging in required activities with the Differentiated Monitoring and Support (DMS) system.

LEA staff can request various roles within Ascend Texas through TEAL to complete DMS monitoring components, including required submissions related to Results-Driven Accountability (RDA) determinations. To access the Ascend Texas application, users must first obtain access to the TEAL system.

For users who need to create a TEAL account, navigate to <https://tealprod.tea.state.tx.us/WebHelp/IAM.htm> for further guidance.

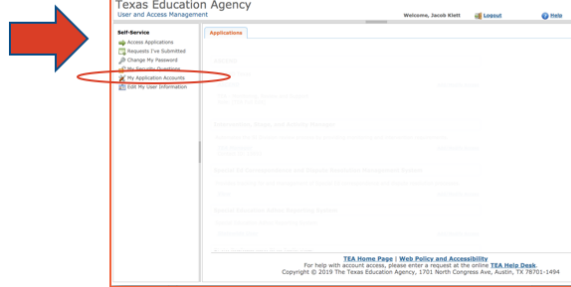
The steps below are intended to assist users who have existing TEAL access and are ready to request the Ascend Texas application.

**Step 1:** To request access to Ascend, first navigate to the TEAL login screen.



You can reach the TEAL login screen by visiting the TEA main webpage at: [tea.texas.gov](http://tea.texas.gov), then clicking on “TEAL Access” along the top right-hand side of the screen.

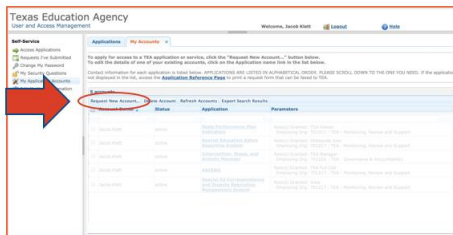
**Step 2:** Enter your TEAL login and password. You will see your TEAL landing page that lists “Self-Service” options along the left-hand toolbar and applications for which you already have access listed under the “Applications” tab.



From the “Self-Service” toolbar, click on “My Application Accounts.”

**Step 3:** You will now see the “My Accounts” tab open.

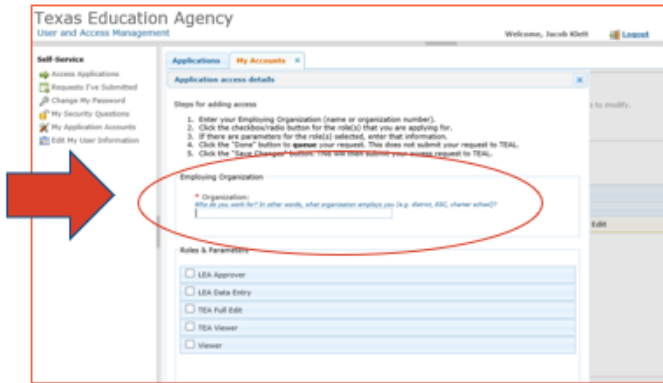
From here, select “Request New Account.”



After you select “Request New Account” TEAL will display a full list of available applications shown in alphabetical order.

Choose “ASCEND” located toward the top of the applications list.

**Step 4:** Next, enter your employing organization. This is a text entry field. Type the name of the LEA for which you are requesting access to the Ascend Application.

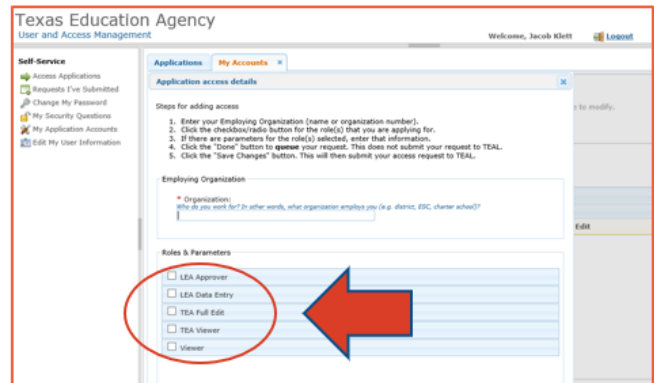


**Step 5:** To complete the request in TEAL, choose the appropriate user access role under “Roles & Parameters.” The user allowable user roles for LEA personnel are: **LEA Approver**, **LEA Data Entry**, and **Viewer**.

**LEA Approver:** This role oversees local access to the platform and approves submissions to the TEA. Like other TEAL applications, the LEA approver role functions as the “super-user” who approves all local aspects of the application within their respective LEA. The role is recommended for senior LEA staff, such as an LEA superintendent or superintendent’s designee.

**LEA Data Entry:** This role is able to data into the Ascend Texas platform, including document uploads. This role is recommended for administrative staff who enter LEA level data into the application.

**Viewer:** This role is a “read-only” level of access and is able to view data entered into the Ascend Texas application. Viewers are not able to enter data or make edits to any LEA artifacts or submissions. This role is recommended for LEA staff who may have a need to advise on required submissions and are not responsible for completion of data entry to the application or approving final submissions to the TEA.



For additional questions or assistance regarding access to the Ascend Texas application in TEAL, contact the Department of Review and Support at [reviewandsupport@tea.texas.gov](mailto:reviewandsupport@tea.texas.gov)