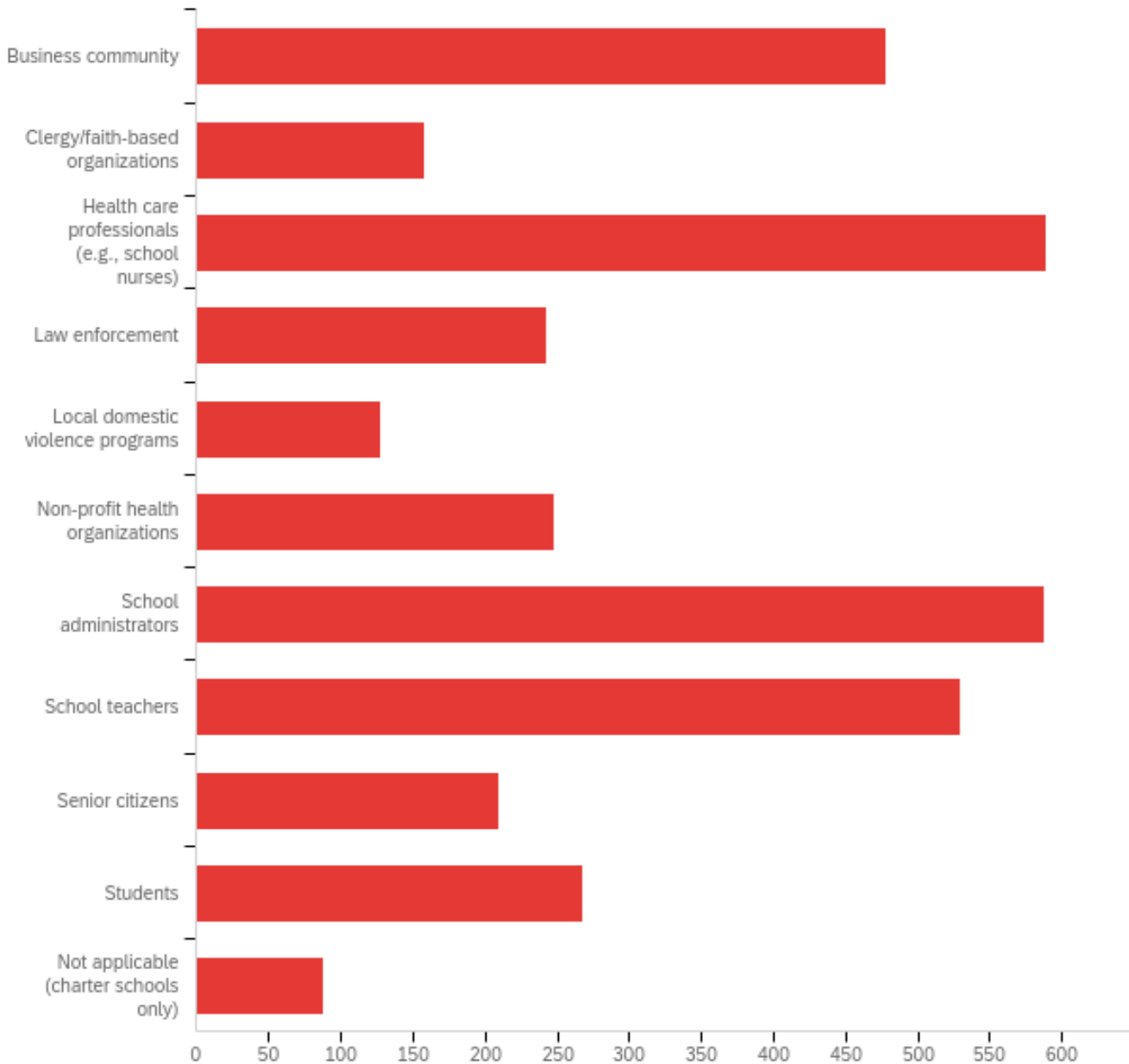


School Health Survey 2022-2023

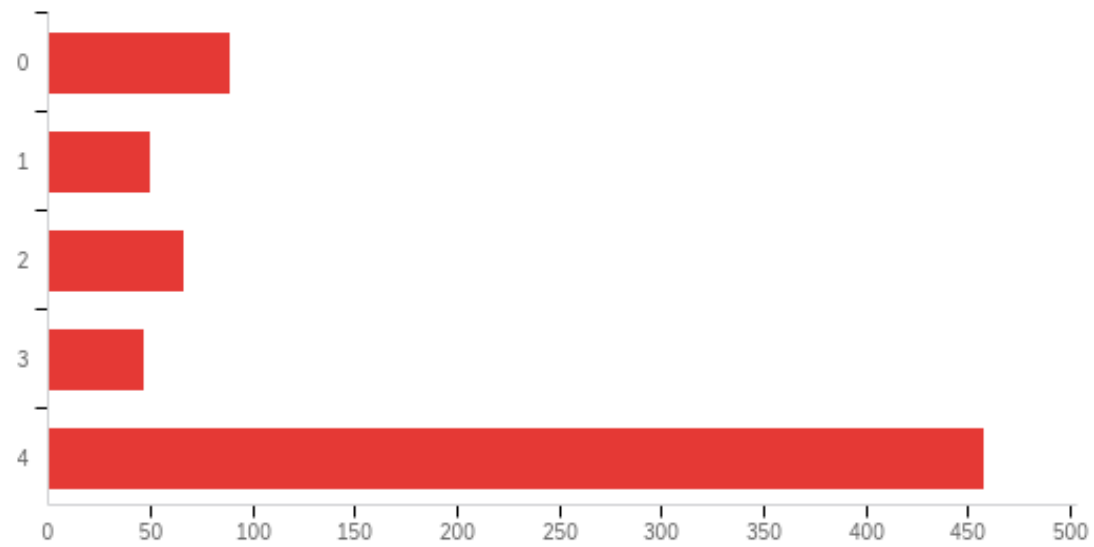
Q4: During the 2022-2023 academic year, were members of the following groups represented on your school health advisory council (SHAC)? (Mark all that apply.)



#	Answer	%	Count
1	Business community	13.56%	478
2	Clergy/faith-based organizations	4.48%	158
3	Health care professionals (e.g., school nurses)	16.71%	589
4	Law enforcement	6.87%	242

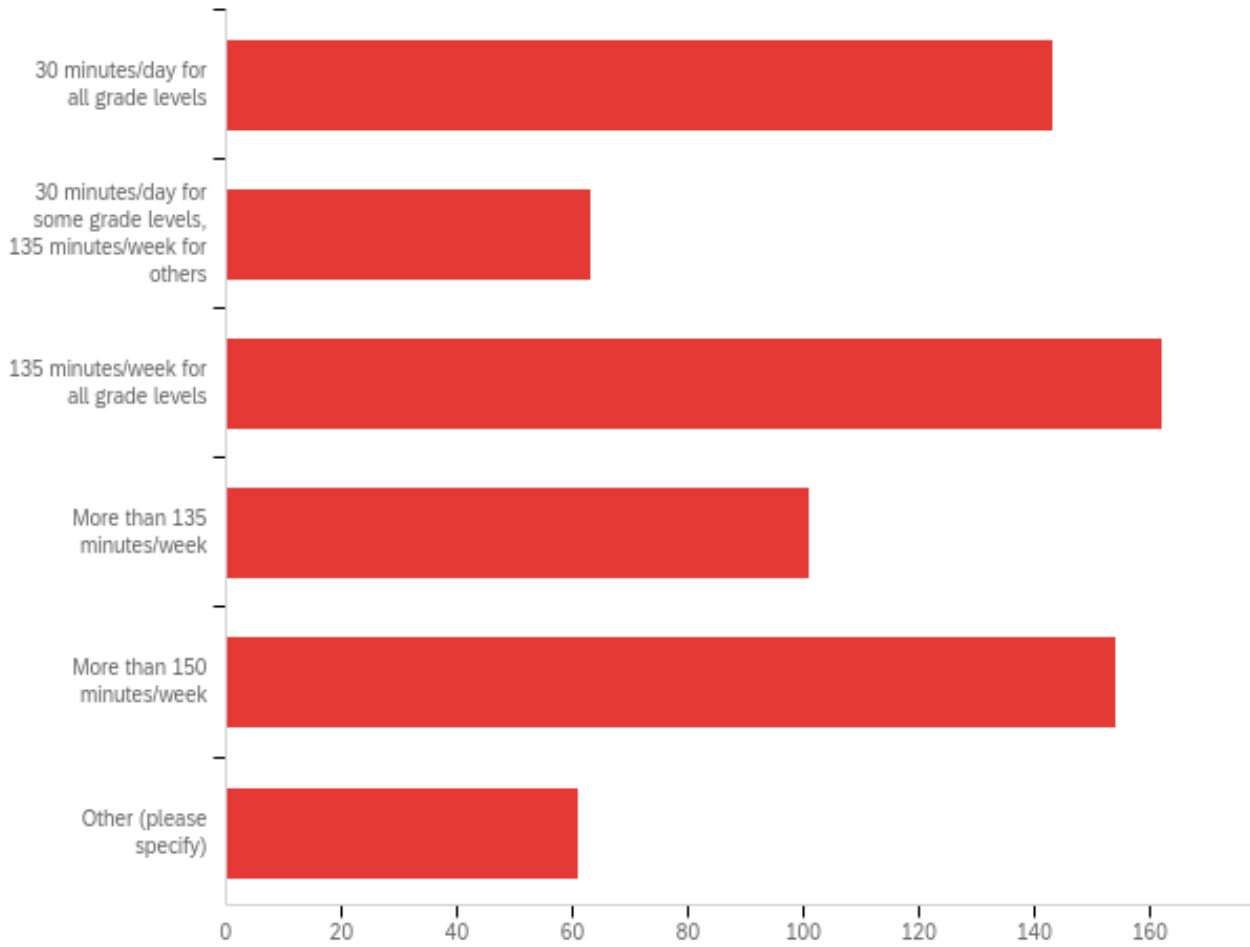
5	Local domestic violence programs	3.63%	128
6	Non-profit health organizations	7.04%	248
7	School administrators	16.68%	588
8	School teachers	15.01%	529
9	Senior citizens	5.93%	209
10	Students	7.60%	268
11	Not applicable (charter schools only)	2.50%	88
	Total	100%	3525

Q5: How many times did your SHAC meet during the 2022-2023 academic year?



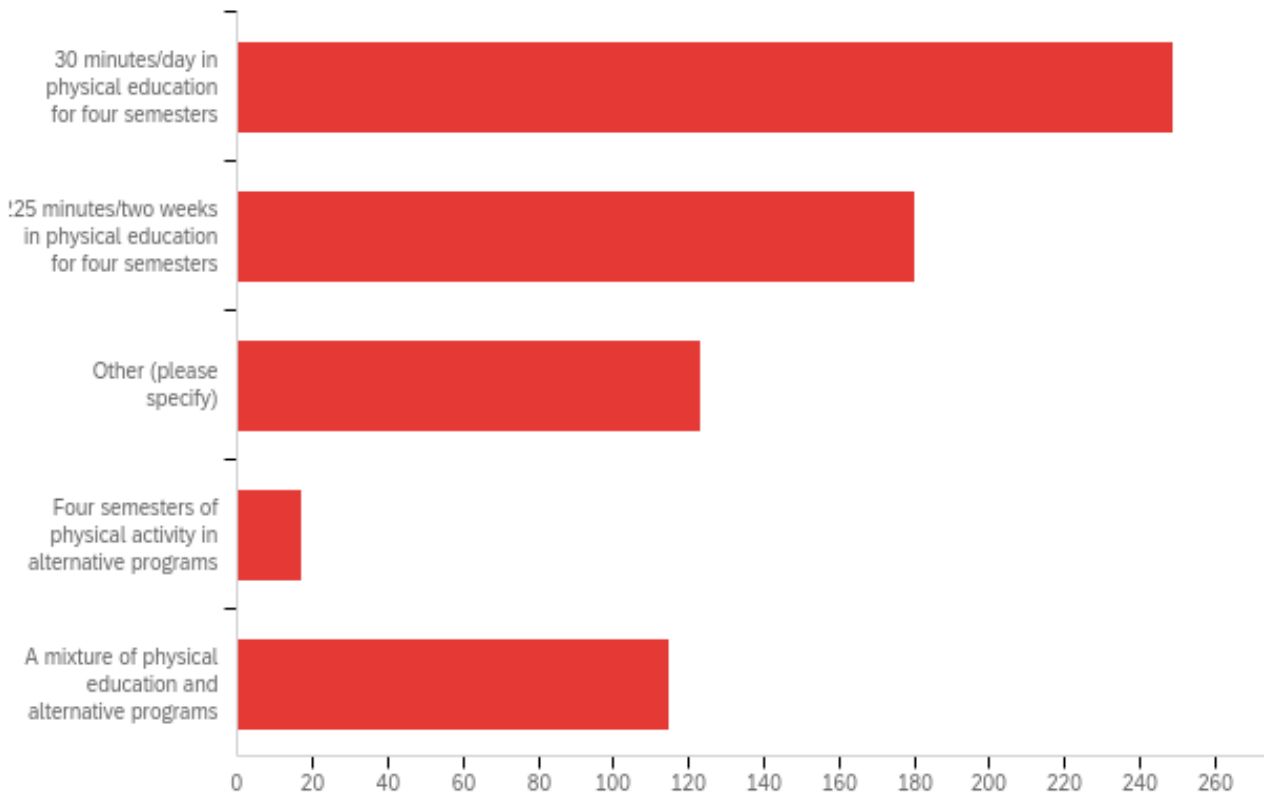
#	Answer	%	Count
1	0	12.54%	89
2	1	7.04%	50
3	2	9.30%	66
4	3	6.62%	47
5	4	64.51%	458
	Total	100%	710

Q6: During the 2022-2023 academic year, what was your district/charter school's practice for meeting the elementary school physical activity requirement?



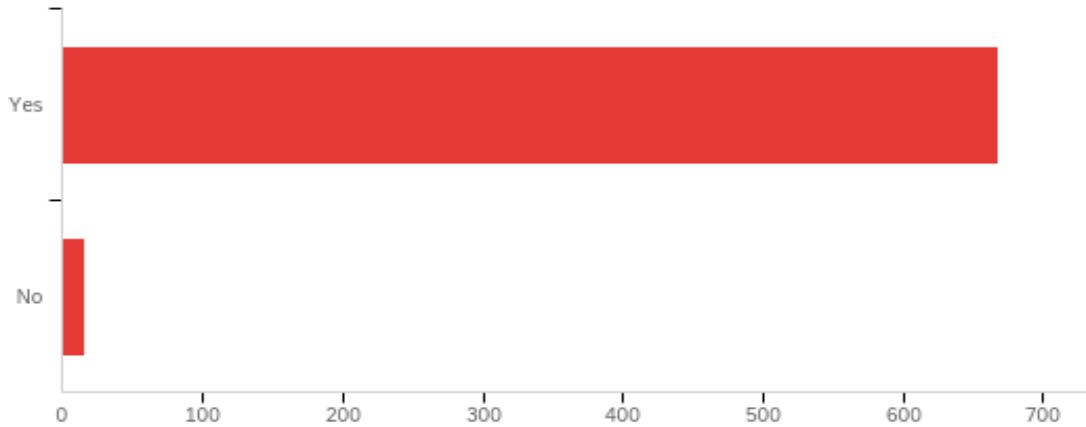
#	Answer	%	Count
1	30 minutes/day for all grade levels	20.91%	143
2	30 minutes/day for some grade levels, 135 minutes/week for others	9.21%	63
3	135 minutes/week for all grade levels	23.68%	162
4	More than 135 minutes/week	14.77%	101
5	More than 150 minutes/week	22.51%	154
6	Other (please specify)	8.92%	61
	Total	100%	684

Q7: During the 2022-2023 academic year, what was your district/charter school's practice for meeting the middle/junior high school physical activity requirement?



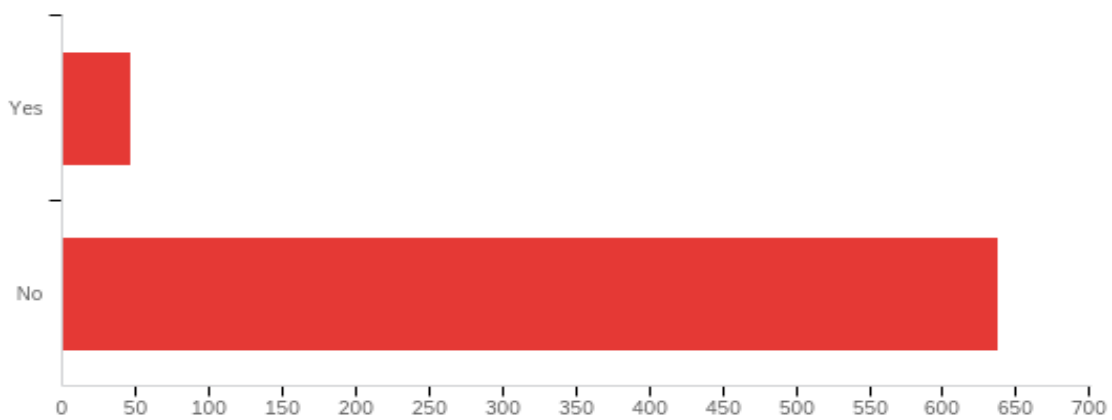
#	Answer	%	Count
1	30 minutes/day in physical education for four semesters	36.40%	249
2	225 minutes/two weeks in physical education for four semesters	26.32%	180
3	Other (please specify)	17.98%	123
4	Four semesters of physical activity in alternative programs	2.49%	17
5	A mixture of physical education and alternative programs	16.81%	115
	Total	100%	684

Q8: During the 2022-2023 academic year, did each campus in your district/charter school have the appropriate equipment and adequate facilities for students to engage in the amount and intensity of physical activity required by TEC §28.002(I)?



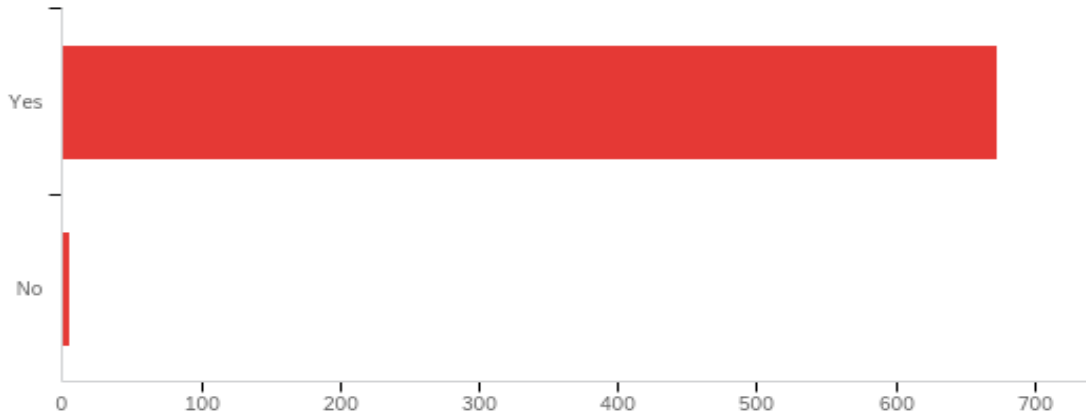
#	Answer	%	Count
1	Yes	97.66%	668
2	No	2.34%	16
	Total	100%	684

Q9: During the 2022-2023 academic year, did your district/charter school have a policy to allow teachers or administrators in the district to withhold physical activity from a student as a form of punishment?



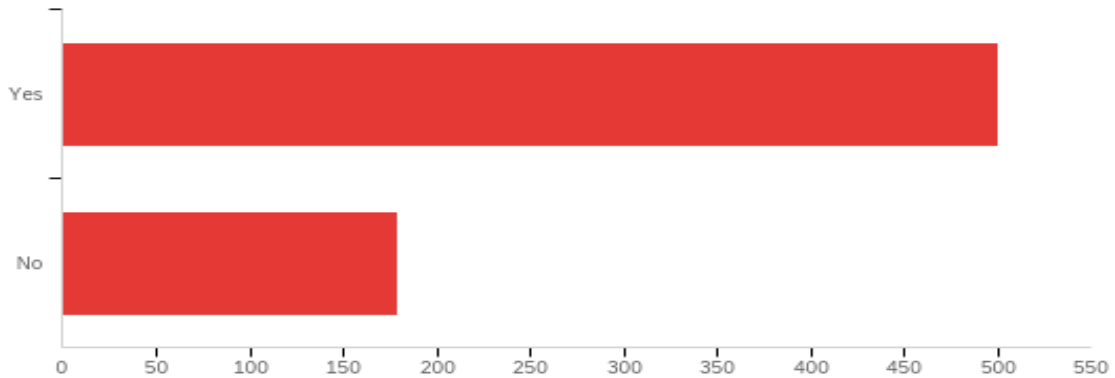
#	Answer	%	Count
1	Yes	6.73%	46
2	No	93.27%	638
	Total	100%	684

Q10: During the 2022-2023 academic year, did your district/charter school allow modifications or accommodations to enable physical education courses to meet the needs of students with disabilities?



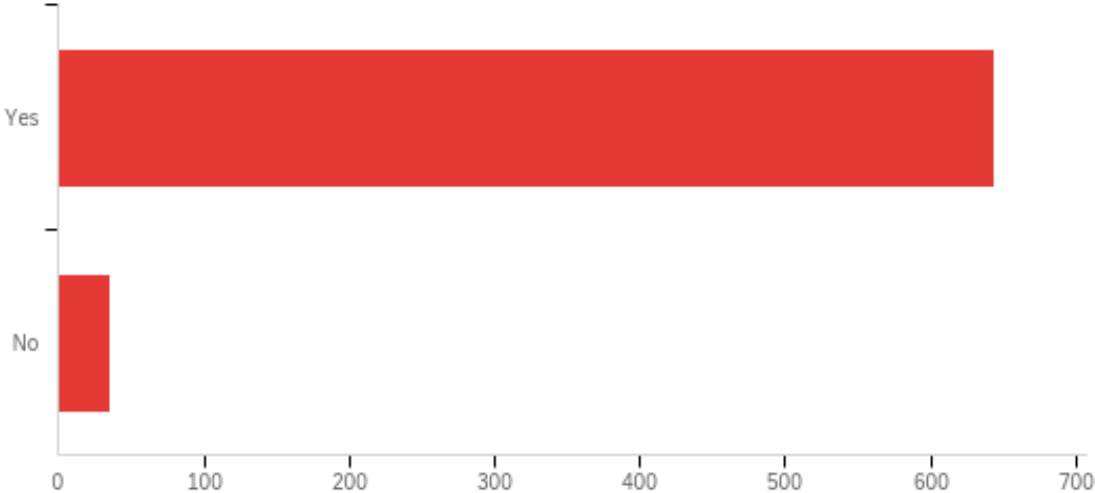
#	Answer	%	Count
1	Yes	99.12%	673
2	No	0.88%	6
	Total	100%	679

Q11: During the 2022-2023 academic year, did your district/charter school notify parents that they could request in writing their child's physical fitness assessment results at the end of the school year?



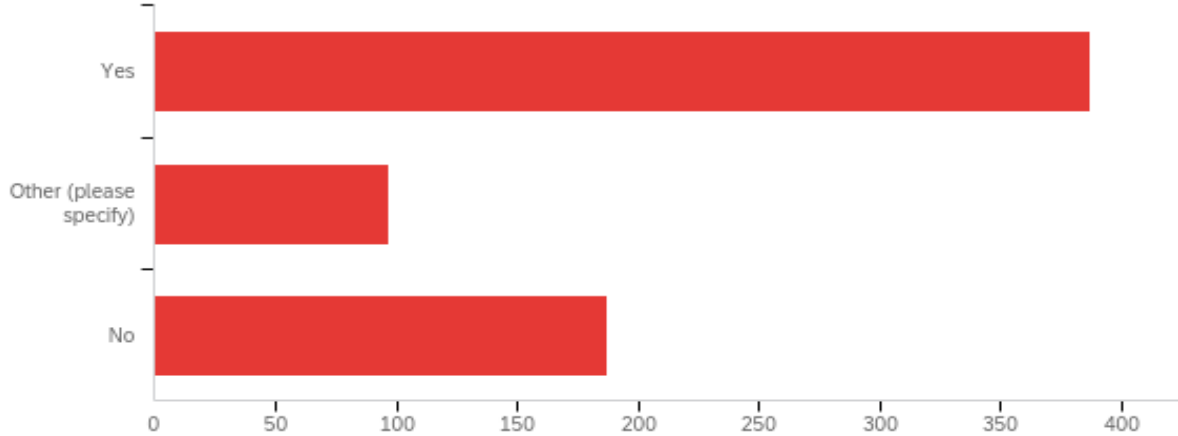
#	Answer	%	Count
1	Yes	73.64%	500
2	No	26.36%	179
	Total	100%	679

Q12: During the 2022-2023 academic year, did your district/charter school adopt policies and procedures that prescribed penalties for the use of electronic-cigarettes and tobacco products by students and others on campuses or at school-sponsored or school-related activities?



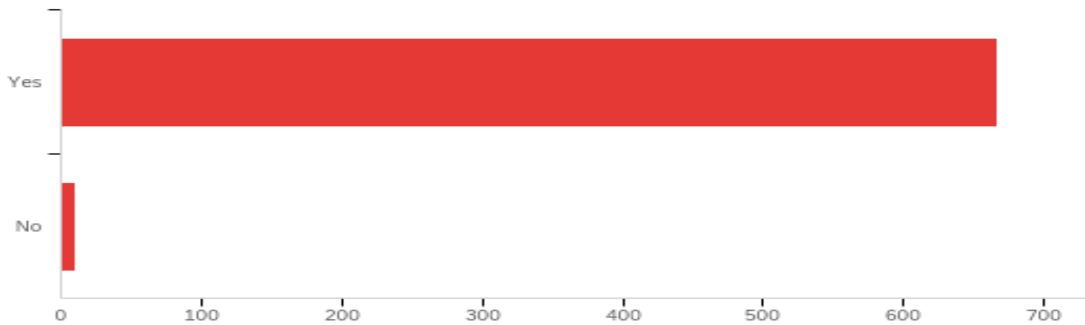
#	Answer	%	Count
1	Yes	94.85%	644
2	No	5.15%	35
	Total	100%	679

Q13: During the 2022-2023 academic year, did your district/charter school use a suicide prevention program or curriculum for students from the Suicide Prevention Resource Center's Best Practice Registry?



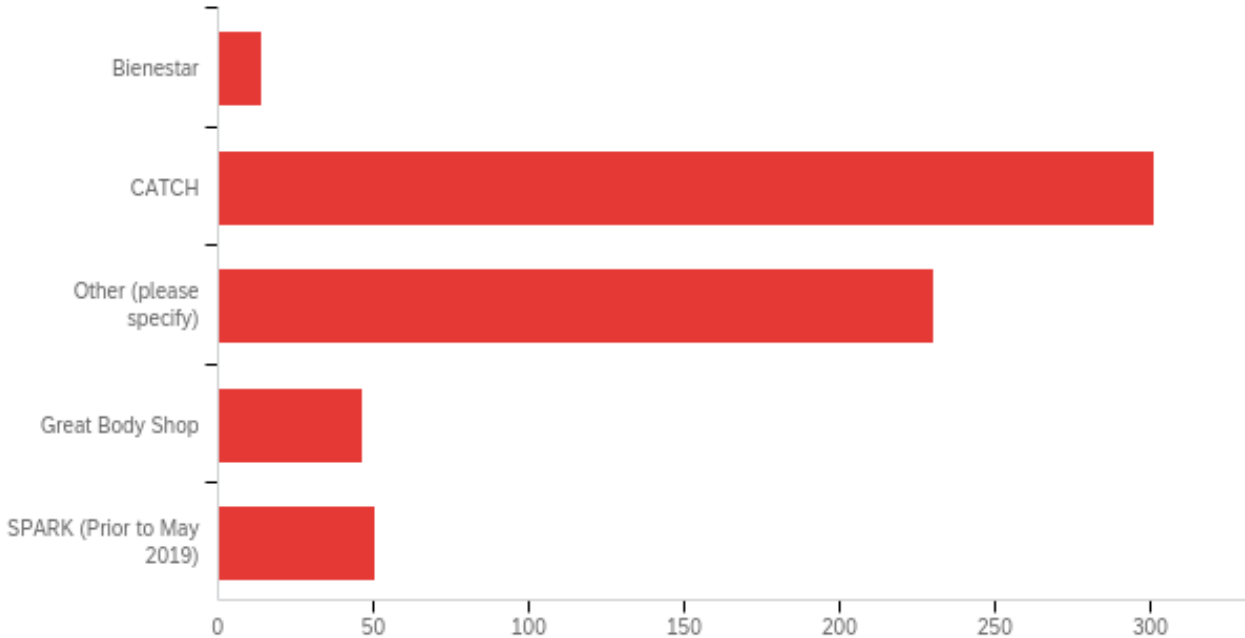
#	Answer	%	Count
1	Yes	57.68%	387
2	Other (please specify)	14.46%	97
3	No	27.87%	187
	Total	100%	671

Q14: During the 2022-2023 academic year, did your district/charter school provide training for staff in dealing with students at risk of suicide, recognizing early warning signs, and how to intervene effectively with students?



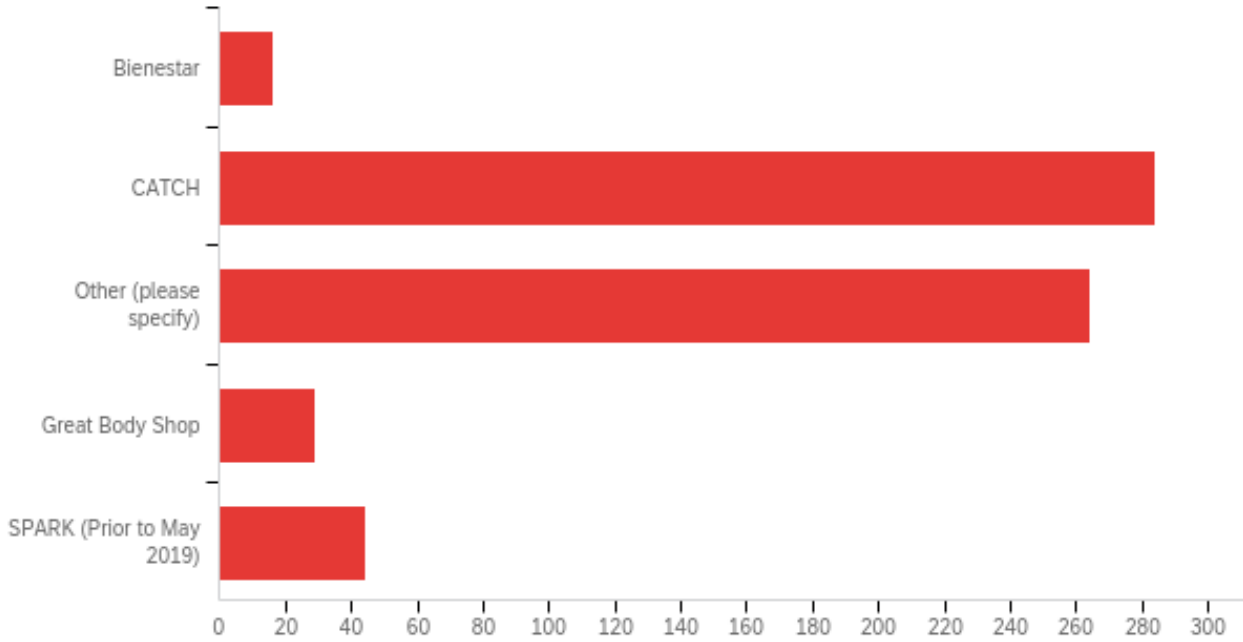
#	Answer	%	Count
1	Yes	98.67%	667
2	No	1.33%	9
	Total	100%	676

Q15: During the 2022-2023 academic year, which Coordinated School Health Program did your district/charter school implement in elementary schools?



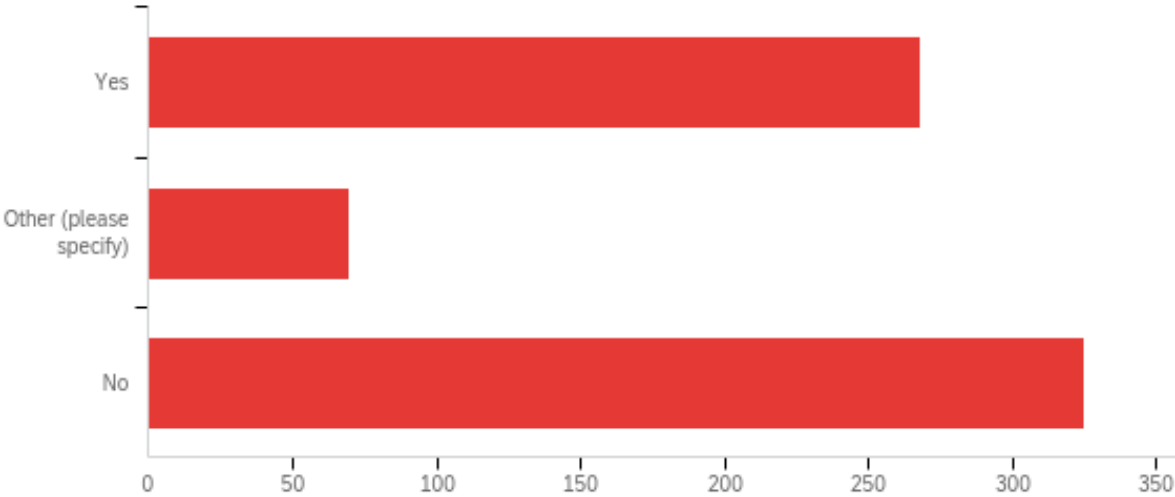
#	Answer	%	Count
1	Bienestar	2.18%	14
2	CATCH	46.96%	301
3	Other (please specify)	35.88%	230
4	Great Body Shop	7.18%	46
5	SPARK (Prior to May 2019)	7.80%	50
	Total	100%	641

Q16: During the 2022-2023 academic year, which Coordinated School Health Program did your district/charter school implement in middle and/or junior high schools?



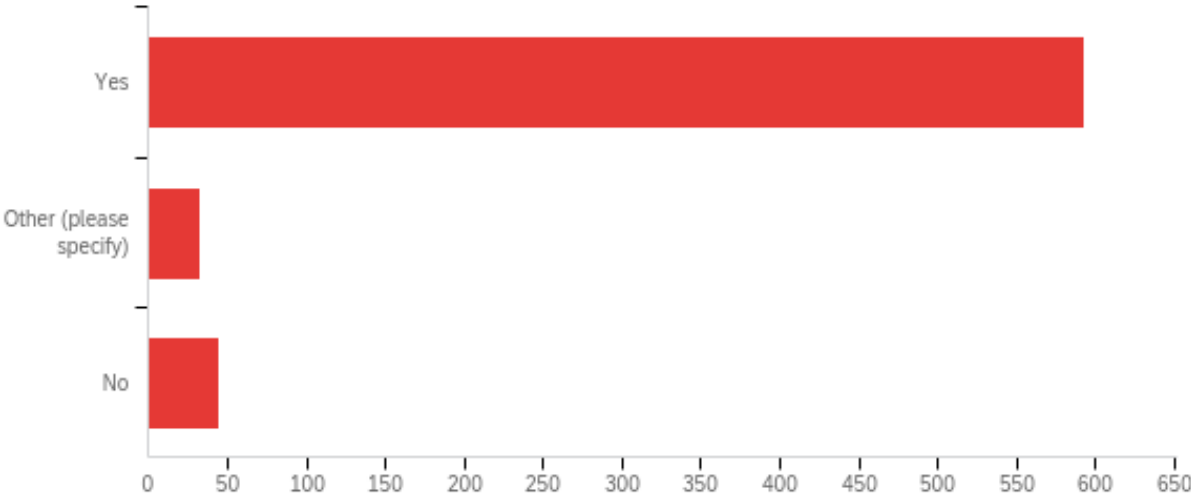
#	Answer	%	Count
1	Bienestar	2.51%	16
2	CATCH	44.58%	284
3	Other (please specify)	41.44%	264
4	Great Body Shop	4.55%	29
5	SPARK (Prior to May 2019)	6.91%	44
	Total	100%	637

Q17: During the 2022-2023 academic year, did your district/charter school require health education as a graduation requirement for high school students?



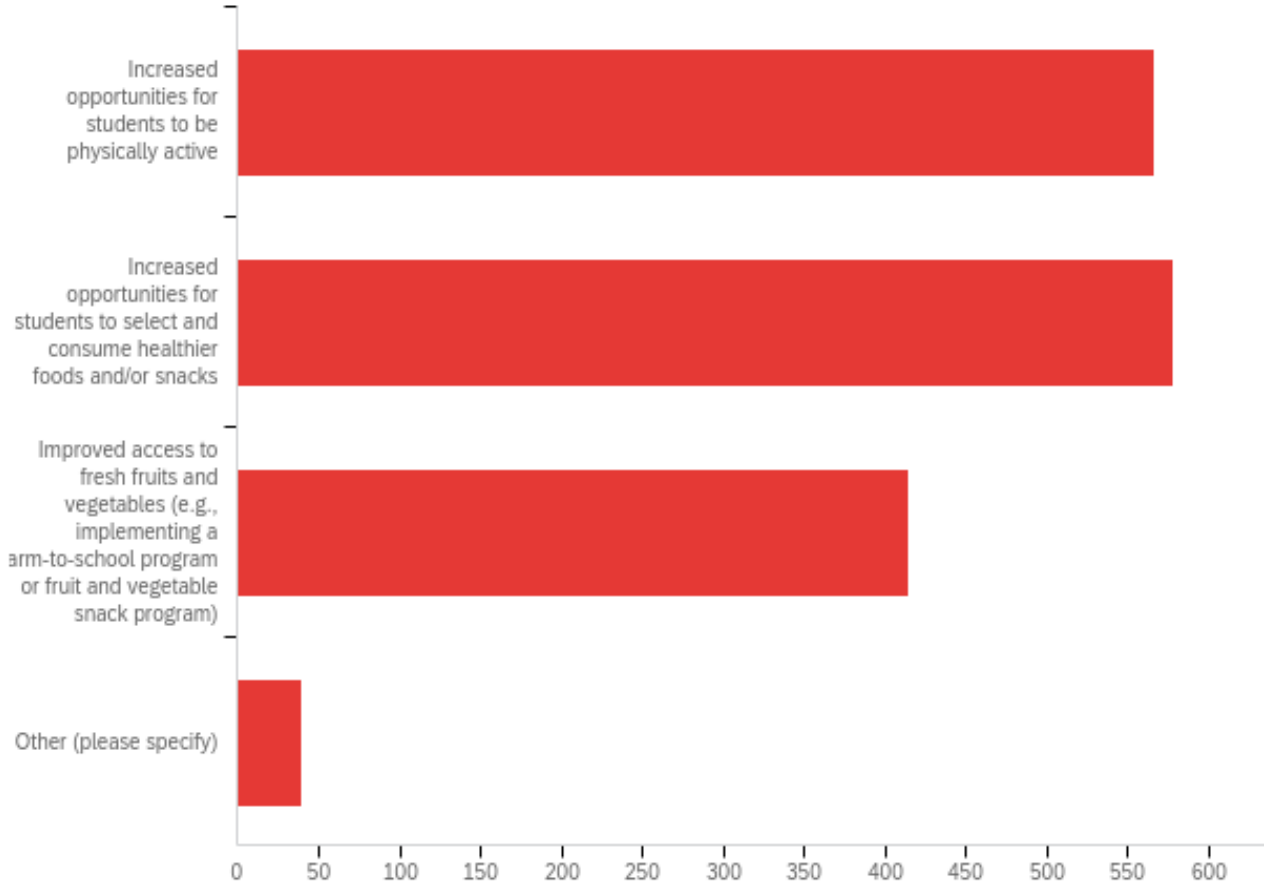
#	Answer	%	Count
1	Yes	40.42%	268
2	Other (please specify)	10.56%	70
3	No	49.02%	325
	Total	100%	663

Q18: During the 2022-2023 academic year, did your district/charter school adopt policies to meet the U.S. Department of Agriculture (USDA) smart snack/competitive food requirements?



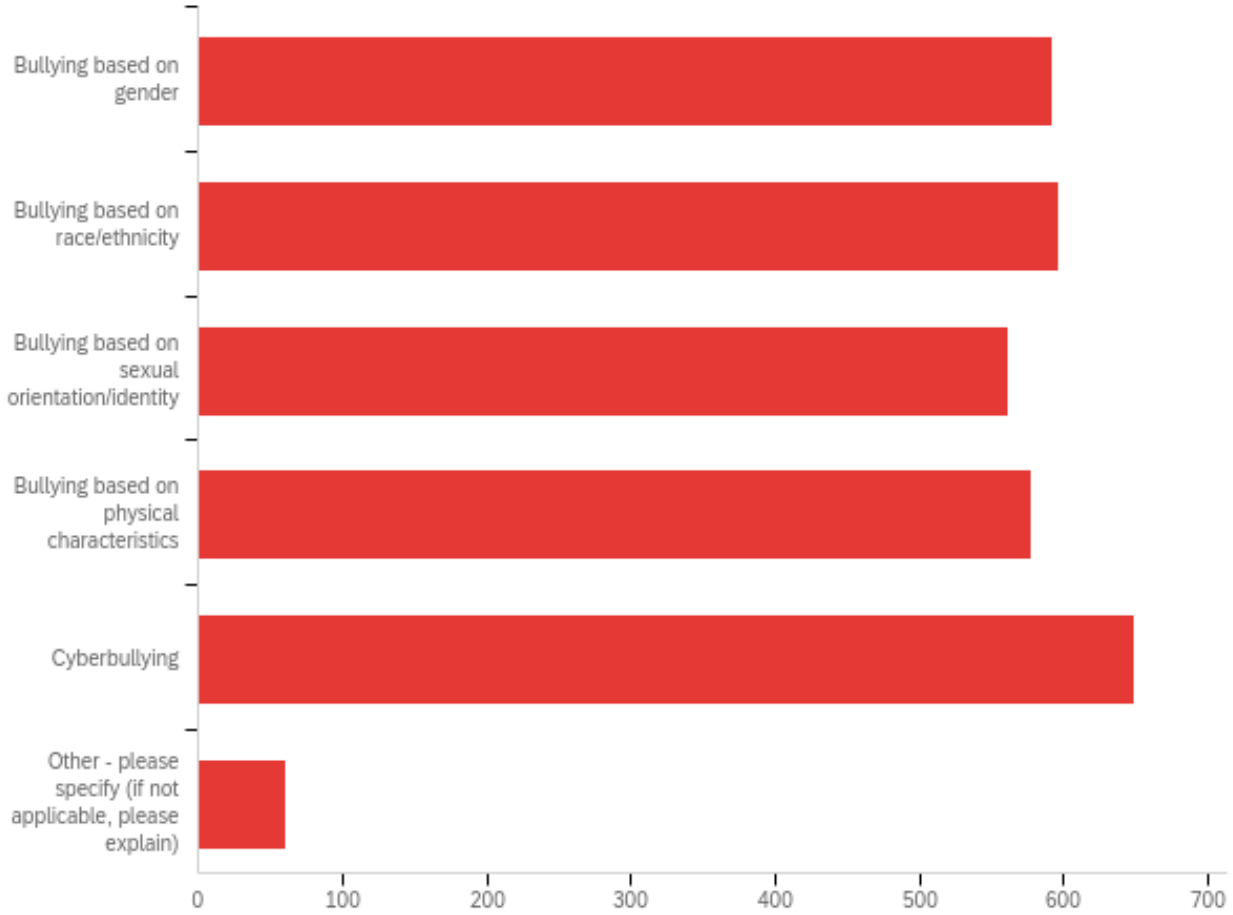
#	Answer	%	Count
1	Yes	88.51%	593
2	Other (please specify)	4.78%	32
3	No	6.72%	45
	Total	100%	670

Q19: During the 2022-2023 academic year, did your local wellness policy address any of the following? (Mark all that apply).



#	Answer	%	Count
1	Increased opportunities for students to be physically active	35.46%	567
2	Increased opportunities for students to select and consume healthier foods and/or snacks	36.15%	578
3	Improved access to fresh fruits and vegetables (e.g., implementing a farm-to-school program or fruit and vegetable snack program)	25.89%	414
4	Other (please specify)	2.50%	40
	Total	100%	1599

Q20: During the 2022-2023 academic year, did your district/charter school bullying policy address any of the following? (Mark all that apply.)



#	Answer	%	Count
1	Bullying based on gender	19.49%	592
2	Bullying based on race/ethnicity	19.66%	597
3	Bullying based on sexual orientation/identity	18.51%	562
4	Bullying based on physical characteristics	19.00%	577
5	Cyberbullying	21.37%	649
6	Other - please specify (if not applicable, please explain)	1.98%	60
	Total	100%	3037