

Update to Content Accepted by SRP

Request to Update Content Reviewed and Accepted by the State Review Panel (SRP)

Proposed changes shall be made available for public review on Texas Education Agency's website for a minimum of seven calendar days prior to approval.

Indicate if the changes in the content were reviewed and accepted by the SRP to determine coverage of the Texas Essential Knowledge and Skills (TEKS), English Language Proficiency Standards (ELPS), or Texas Prekindergarten Guidelines (TPG) by selecting a box below. (**Note:** All request to update editions that do not change content reviewed and accepted by the SRP must be entered on the *Update to Content Not Reviewed by SRP* document.)

X TEKS ELPS TPG TEKS and ELPS

Proclamation Year: 2024
Publisher: Typing.com
Subject Area/Course: Tech Apps

Adopted Program Information:

Title: Typing.com: 1st Grade TX
ISBN: 9798987771716

Enter the identical Program Title of your identical product that will contain the identical updates.

Identical Program Title: 1st Grade TX
Identical Program ISBN:9798987771716

Adopted Component Information

Title: 1st Grade
ISBN: 9798987771716-08

Enter the identical component title of your identical product that will contain the identical updates.

Identical Component Title: 1st Grade
Identical Component ISBN:9798987771716-08

Publisher's overall rationale for this update

Content was updated in order to increase our TEKS alignment percentage to 100%

Publisher's overall description of the change

New digital citizenship and coding content was created in order to meet additional TEKS.

Update to Content Accepted by SRP

Access Information

Enter access information below to the adopted version of the instructional materials and the proposed new content.

Currently Adopted Content URL: <https://www.typing.com/student/proclamation-2024>

Currently Adopted Content Username: proc2024.1

Currently Adopted Content Password: typing!

Proposed Updated Content URL: <https://www.typing.com/student/proclamation-2024-update>

Proposed Updated Content Username: proc2024update.1

Proposed Updated Content Password: typing!

Update comparison:

Each change in the component on this form should be documented in the update comparison below. You must submit a separate request for **each component**, not each change. (**Note:** Repeat this section as often as needed by copying and pasting the entire area from the (SE)(Breakout(s)) and (Citation Type(s)) to the dividing line for each change.)

(SE)(Breakout(s)) and (Citation Type(s))

(3)(A)(i) Narrative

Description of the specific location and hyperlink to the exact location of currently adopted content

New standard, no current content

Description of the specific location and hyperlink to the exact location of the proposed new content

Detective Time: Q & A: Intro screen (all sections)

<https://www.typing.com/student/lesson/209340/detective-time-q-a>

Screenshot of Currently Adopted Content

New standard, no current content

Screenshot of Proposed New Content

Update to Content Accepted by SRP

Detective Time

Hi there detectives! Today we will learn about identifying and finding ways to solve problems. As detectives, we will use a special tool called a design process to solve an everyday problem. The design process will require brainstorming skills, the ability to follow directions, and our detective skills to search for ideas about how to change a problem into a solution.

Let's break down the design process into three steps to help us when we need to solve a problem:

- Step 1: Explain the problem.
- Step 2: Brainstorm ideas and solutions to fix the problem.
- Step 3: Choose and test a solution.

Let's read a story about Ella and her new puppy, and walk through the design process together as we find a solution for her problem.

Ella got a new puppy for her birthday, and she is so excited to have a new best friend! Ella's mom agreed to get her a puppy if she could follow one rule: Ella must feed the dog every morning and every night. Ella is doing a great job feeding her puppy in the morning, but she is always forgetting to feed her again at night. How can you help Ella remember to feed her puppy?

Begin Quiz

(SE)(Breakout(s)) and (Citation Type(s))

(3)(A)(i) Activity

Description of the specific location and hyperlink to the exact location of currently adopted content

New standard, no current content

Description of the specific location and hyperlink to the exact location of the proposed new content

Detective Time: Concept Maps: Screen 1

<https://www.typing.com/student/lesson/209348/detective-time-concept-maps>

Screenshot of Currently Adopted Content

New standard, no current content

Update to Content Accepted by SRP

Screenshot of Proposed New Content



(SE)(Breakout(s)) and (Citation Type(s))

(3)(A)(i) Narrative

Description of the specific location and hyperlink to the exact location of currently adopted content
New standard, no current content

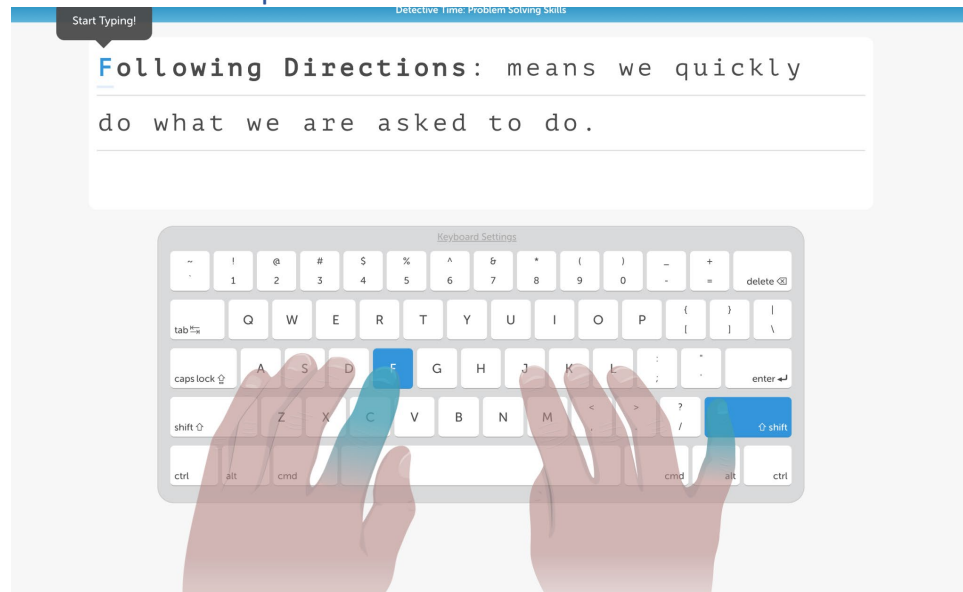
Description of the specific location and hyperlink to the exact location of the proposed new content
Detective Time: Problem Solving Skills
<https://www.typing.com/student/lesson/221227/detective-time-problem-solving-skills#2>

Screenshot of Currently Adopted Content

New standard, no current content

Update to Content Accepted by SRP

Screenshot of Proposed New Content



(SE)(Breakout(s)) and (Citation Type(s))

(3)(A)(ii) Narrative

Description of the specific location and hyperlink to the exact location of currently adopted content

New standard, no current content

Description of the specific location and hyperlink to the exact location of the proposed new content

Detective Time: Q & A: Intro screen (all sections)

<https://www.typing.com/student/lesson/209340/detective-time-q-a>

Screenshot of Currently Adopted Content

New standard, no current content

Screenshot of Proposed New Content

Update to Content Accepted by SRP

Detective Time

Hi there detectives! Today we will learn about identifying and finding ways to solve problems. As detectives, we will use a special tool called a design process to solve an everyday problem. The design process will require brainstorming skills, the ability to follow directions, and our detective skills to search for ideas about how to change a problem into a solution.

Let's break down the design process into three steps to help us when we need to solve a problem:

- Step 1: Explain the problem.
- Step 2: Brainstorm ideas and solutions to fix the problem.
- Step 3: Choose and test a solution.

Let's read a story about Ella and her new puppy, and walk through the design process together as we find a solution for her problem.

Ella got a new puppy for her birthday, and she is so excited to have a new best friend! Ella's mom agreed to get her a puppy if she could follow one rule: Ella must feed the dog every morning and every night. Ella is doing a great job feeding her puppy in the morning, but she is always forgetting to feed her again at night. How can you help Ella remember to feed her puppy?

Begin Quiz

(SE)(Breakout(s)) and (Citation Type(s))

(3)(A)(ii) Activity

Description of the specific location and hyperlink to the exact location of currently adopted content

New standard, no current content

Description of the specific location and hyperlink to the exact location of the proposed new content

Detective Time: Concept Maps: Screen 4 & 5 (press ctrl + shift+` to skip to screen 4 & 5)

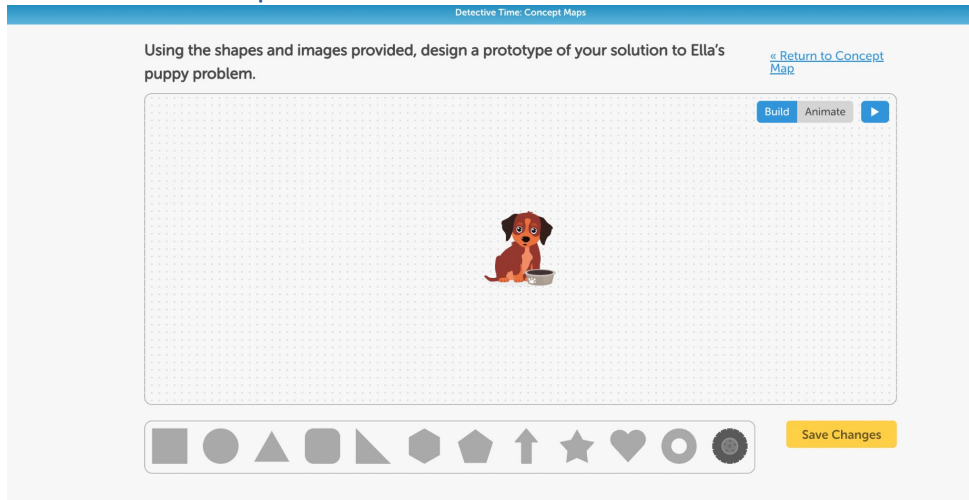
<https://www.typing.com/student/lesson/209348/detective-time-concept-maps>

Screenshot of Currently Adopted Content

New standard, no current content

Update to Content Accepted by SRP

Screenshot of Proposed New Content



(SE)(Breakout(s)) and (Citation Type(s))

(3)(A)(ii) Narrative

Description of the specific location and hyperlink to the exact location of currently adopted content

New standard, no current content

Description of the specific location and hyperlink to the exact location of the proposed new content

Detective Time: Problem Solving Skills: Screen 1

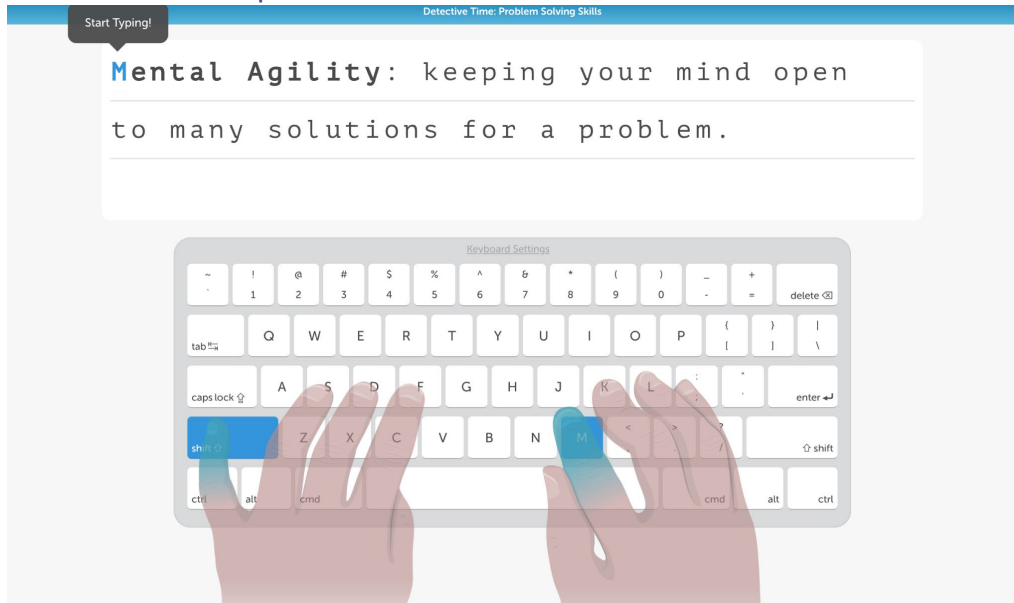
<https://www.typing.com/student/lesson/221227/detective-time-problem-solving-skills #1>

Screenshot of Currently Adopted Content

New standard, no current content

Update to Content Accepted by SRP

Screenshot of Proposed New Content



(SE)(Breakout(s)) and (Citation Type(s))

(3)(B)(i) Narrative

Description of the specific location and hyperlink to the exact location of currently adopted content
New standard, no current content

Description of the specific location and hyperlink to the exact location of the proposed new content
Detective Time: Q & A: Intro screen (final paragraph)
<https://www.typing.com/student/lesson/209340/detective-time-q-a#1>

Screenshot of Currently Adopted Content

New standard, no current content

Update to Content Accepted by SRP

Screenshot of Proposed New Content

Detective Time

Hi there detectives! Today we will learn about identifying and finding ways to solve problems. As detectives, we will use a special tool called a design process to solve an everyday problem. The design process will require brainstorming skills, the ability to follow directions, and our detective skills to search for ideas about how to change a problem into a solution.

Let's break down the design process into three steps to help us when we need to solve a problem:

- Step 1: Explain the problem.
- Step 2: Brainstorm ideas and solutions to fix the problem.
- Step 3: Choose and test a solution.

Let's read a story about Ella and her new puppy, and walk through the design process together as we find a solution for her problem.

Ella got a new puppy for her birthday, and she is so excited to have a new best friend! Ella's mom agreed to get her a puppy if she could follow one rule: Ella must feed the dog every morning and every night. Ella is doing a great job feeding her puppy in the morning, but she is always forgetting to feed her again at night. How can you help Ella remember to feed her puppy?

Begin Quiz

(SE)(Breakout(s)) and (Citation Type(s))

(3)(B)(i) Activity

Description of the specific location and hyperlink to the exact location of currently adopted content
New standard, no current content

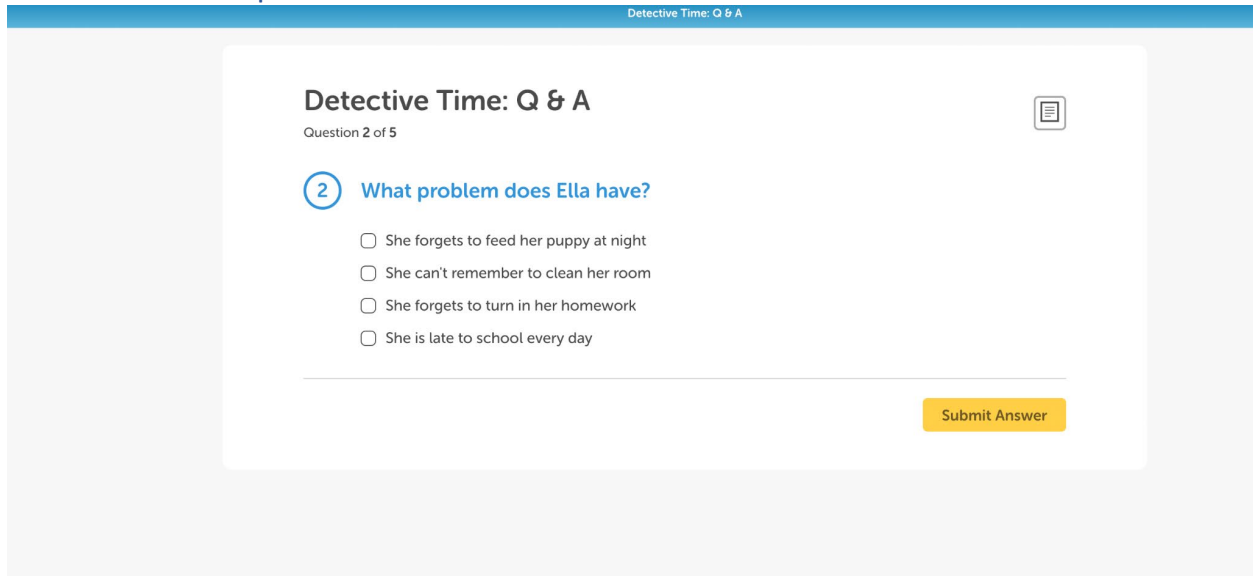
Description of the specific location and hyperlink to the exact location of the proposed new content
Detective Time: Q & A: Question 2
<https://www.typing.com/student/lesson/209340/detective-time-q-a#2>

Screenshot of Currently Adopted Content

New standard, no current content

Update to Content Accepted by SRP

Screenshot of Proposed New Content



(SE)(Breakout(s)) and (Citation Type(s))

(3)(B)(i) Activity

Description of the specific location and hyperlink to the exact location of currently adopted content
New standard, no current content

Description of the specific location and hyperlink to the exact location of the proposed new content
Detective Time: Concept Maps: Screen 1
<https://www.typing.com/student/lesson/209340/detective-time-q-a#2>

Screenshot of Currently Adopted Content

New standard, no current content

Update to Content Accepted by SRP

Screenshot of Proposed New Content

[Return to Concept Map](#)

Ella's puppy keeps finding ways to get out of her backyard! Using the design process, identify Ella's problem.

Write a response that is at least 15 words in length.

0:09 You've typed 0 / 15 words.

(SE)(Breakout(s)) and (Citation Type(s))

(3)(B)(ii) Narrative

Description of the specific location and hyperlink to the exact location of currently adopted content
New standard, no current content

Description of the specific location and hyperlink to the exact location of the proposed new content
Detective Time: Q & A: Questions 3-5 (Choose any answer to move to the next question screen)
<https://www.typing.com/student/lesson/209340/detective-time-q-a#3>

Screenshot of Currently Adopted Content

New standard, no current content

Screenshot of Proposed New Content

Detective Time: Q & A

Question 3 of 5

3 After explaining the problem, what is the next step in the design process?

- Explain the problem
- Brainstorm ideas to solve the problem
- Test a solution

Update to Content Accepted by SRP

(SE)(Breakout(s)) and (Citation Type(s))

(3)(B)(ii) Activity

Description of the specific location and hyperlink to the exact location of currently adopted content

New standard, no current content

Description of the specific location and hyperlink to the exact location of the proposed new content

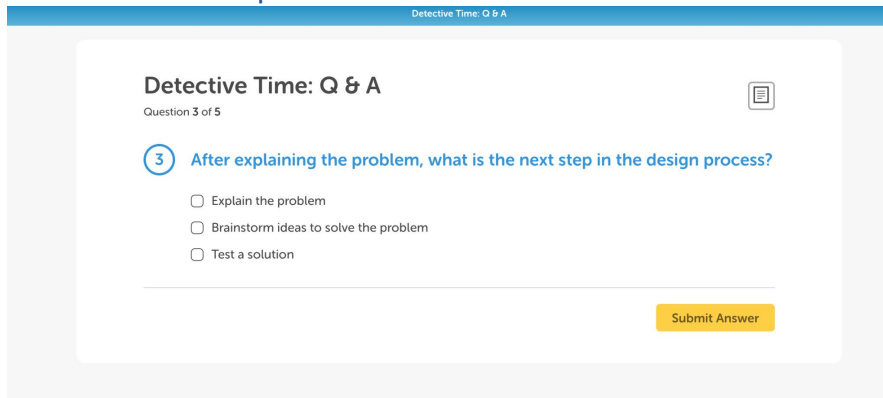
Detective Time: Q & A: Questions 3-5 (Choose any answer to move to the next question screen)

<https://www.typing.com/student/lesson/209340/detective-time-q-a#3>

Screenshot of Currently Adopted Content

New standard, no current content

Screenshot of Proposed New Content



(SE)(Breakout(s)) and (Citation Type(s))

(3)(B)(ii) Activity

Description of the specific location and hyperlink to the exact location of currently adopted content

New standard, no current content

Description of the specific location and hyperlink to the exact location of the proposed new content

Detective Time: Concept Maps: Screens 2-3 (press ctrl + shift+ ` to skip to screen 2-3)

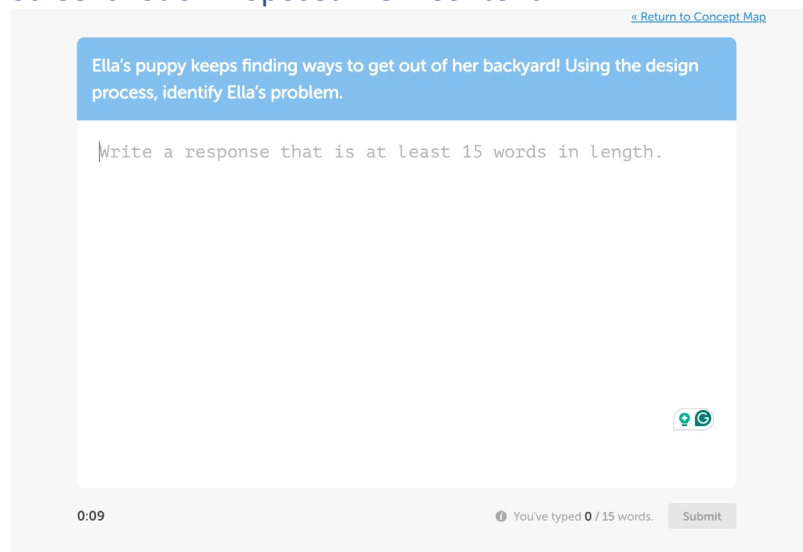
<https://www.typing.com/student/lesson/209348/detective-time-concept-maps>

Screenshot of Currently Adopted Content

New standard, no current content

Update to Content Accepted by SRP

Screenshot of Proposed New Content



[Return to Concept Map](#)

Ella's puppy keeps finding ways to get out of her backyard! Using the design process, identify Ella's problem.

Write a response that is at least 15 words in length.

0:09 You've typed 0 / 15 words.

(SE)(Breakout(s)) and (Citation Type(s))

(4)(A)(i) Narrative

Description of the specific location and hyperlink to the exact location of currently adopted content

New standard, no current content

Description of the specific location and hyperlink to the exact location of the proposed new content

Emerging Technology: Part 1: Entire screen

<https://www.typing.com/student/lesson/209379/emerging-technology-part-1#1>

Screenshot of Currently Adopted Content

New standard, no current content

Update to Content Accepted by SRP

Screenshot of Proposed New Content

Emerging Technology

Today, we're diving into the world of emerging technology and how it impacts our communities. Get ready for an exciting journey into the future!

What is Emerging Technology?

Emerging technology means new and exciting inventions that are just starting. These inventions have the power to change how we live and do things. It's like discovering really cool tools for the future! Here are some examples of how emerging technology helps different communities:

- **Schools:** New educational apps on computers and tablets help students learn.
- **Homes:** Video calls on phones and computers can help families see and talk to each other from their homes, even when they live far away.
- **Hospitals:** Doctors use special machines to help people feel better and stay healthy.
- **Stores:** Self check-out machines and scanners help make shopping easier for customers.

(SE)(Breakout(s)) and (Citation Type(s))

(4)(A)(i) Activity

Description of the specific location and hyperlink to the exact location of currently adopted content
New standard, no current content

Description of the specific location and hyperlink to the exact location of the proposed new content
Emerging Technology: Part 1: Questions 1-3 (click any answer to see all questions)
<https://www.typing.com/student/lesson/209379/emerging-technology-part-1#1>

Screenshot of Currently Adopted Content

New standard, no current content

Screenshot of Proposed New Content

Emerging Technology: Part 1

Question 1 of 3

1 What is Emerging Technology?

- New and exciting technology inventions that change how we live and do things
- Technology that needs to be updated
- Technology that makes it more challenging to do something
- Technology that hasn't been changed in years

Submit Answer

Update to Content Accepted by SRP

(SE)(Breakout(s)) and (Citation Type(s))

(4)(A)(i) Activity

Description of the specific location and hyperlink to the exact location of currently adopted content

New standard, no current content

Description of the specific location and hyperlink to the exact location of the proposed new content


Emerging Technology: Part 2: Click & Drag activity

<https://www.typing.com/student/lesson/209385/emerging-technology-part-2>

Screenshot of Currently Adopted Content

New standard, no current content

Screenshot of Proposed New Content



(SE)(Breakout(s)) and (Citation Type(s))

(5)(A)(i) Narrative

Description of the specific location and hyperlink to the exact location of currently adopted content

New standard, no current content

Description of the specific location and hyperlink to the exact location of the proposed new content

Collecting Data: Entire intro screen

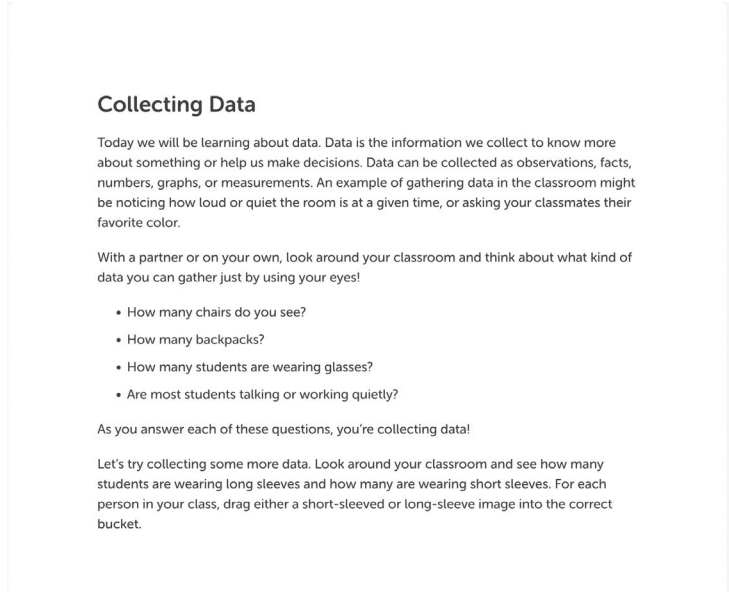
<https://www.typing.com/student/lesson/209386/collecting-data#1>

Screenshot of Currently Adopted Content

New standard, no current content

Update to Content Accepted by SRP

Screenshot of Proposed New Content



(SE)(Breakout(s)) and (Citation Type(s))

(5)(A)(i) Activity

Description of the specific location and hyperlink to the exact location of currently adopted content

New standard, no current content

Description of the specific location and hyperlink to the exact location of the proposed new content

Collecting Data: Questions on intro screen ("How many chairs do you see? Etc...)

<https://www.typing.com/student/lesson/209386/collecting-data#1>

Screenshot of Currently Adopted Content

New standard, no current content

Screenshot of Proposed New Content

Update to Content Accepted by SRP

Collecting Data

Today we will be learning about data. Data is the information we collect to know more about something or help us make decisions. Data can be collected as observations, facts, numbers, graphs, or measurements. An example of gathering data in the classroom might be noticing how loud or quiet the room is at a given time, or asking your classmates their favorite color.

With a partner or on your own, look around your classroom and think about what kind of data you can gather just by using your eyes!

- How many chairs do you see?
- How many backpacks?
- How many students are wearing glasses?
- Are most students talking or working quietly?

As you answer each of these questions, you're collecting data!

Let's try collecting some more data. Look around your classroom and see how many students are wearing long sleeves and how many are wearing short sleeves. For each person in your class, drag either a short-sleeved or long-sleeve image into the correct bucket.

(SE)(Breakout(s)) and (Citation Type(s))

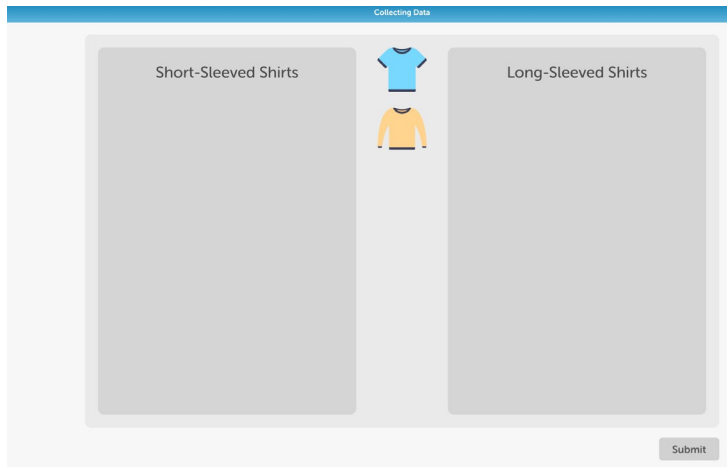
(5)(A)(i) Activity

Description of the specific location and hyperlink to the exact location of currently adopted content
New standard, no current content

Description of the specific location and hyperlink to the exact location of the proposed new content
Collecting Data: Activity (Dragging shirts)
<https://www.typing.com/student/lesson/209386/collecting-data#1>

Screenshot of Currently Adopted Content
New standard, no current content

Screenshot of Proposed New Content



Update to Content Accepted by SRP

(SE)(Breakout(s)) and (Citation Type(s))

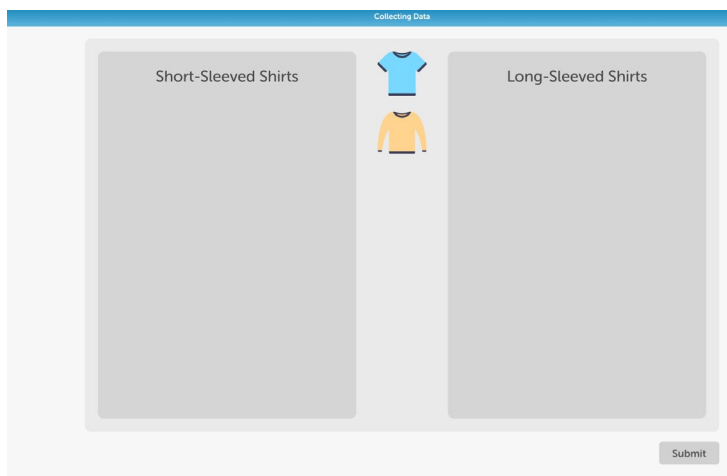
(5)(A)(ii) Narrative

Description of the specific location and hyperlink to the exact location of currently adopted content
New standard, no current content

Description of the specific location and hyperlink to the exact location of the proposed new content
Collecting Data: Screen 1: Activity (dragging shirts)
<https://www.typing.com/student/lesson/209386/collecting-data#1>

Screenshot of Currently Adopted Content
New standard, no current content

Screenshot of Proposed New Content



(SE)(Breakout(s)) and (Citation Type(s))

(5)(A)(ii) Activity

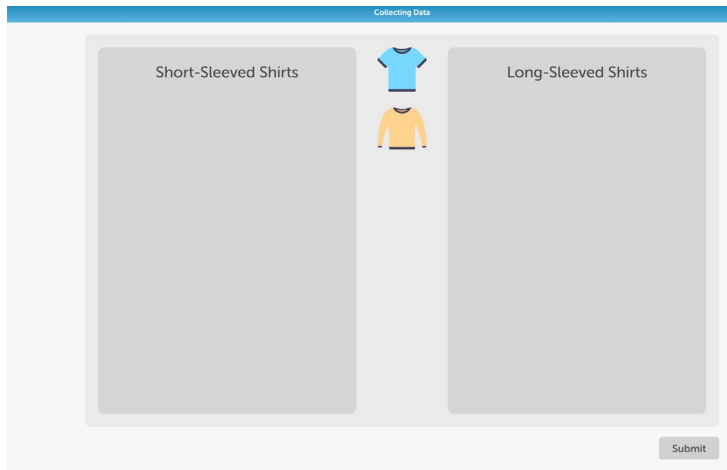
Description of the specific location and hyperlink to the exact location of currently adopted content
New standard, no current content

Description of the specific location and hyperlink to the exact location of the proposed new content
Collecting Data: Screen 1: Activity (dragging shirts)
<https://www.typing.com/student/lesson/209386/collecting-data#1>

Screenshot of Currently Adopted Content
New standard, no current content

Update to Content Accepted by SRP

Screenshot of Proposed New Content



(SE)(Breakout(s)) and (Citation Type(s))

(5)(A)(ii) Activity

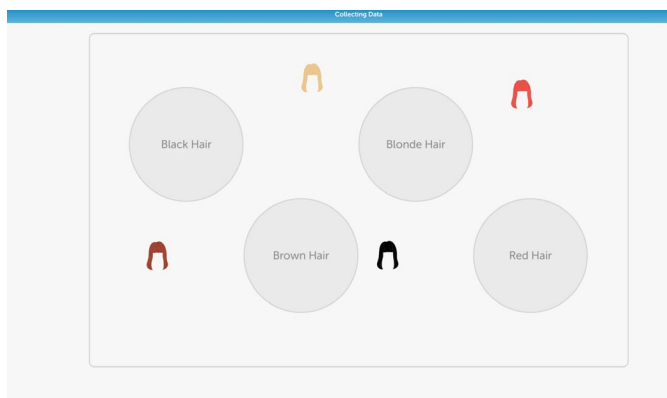
Description of the specific location and hyperlink to the exact location of currently adopted content
New standard, no current content

Description of the specific location and hyperlink to the exact location of the proposed new content
Collecting Data: Screen 2: Activity (dragging hair color)
<https://www.typing.com/student/lesson/209386/collecting-data#2>

Screenshot of Currently Adopted Content

New standard, no current content

Screenshot of Proposed New Content



Update to Content Accepted by SRP

(SE)(Breakout(s)) and (Citation Type(s))

(9)(A)(i) Narrative

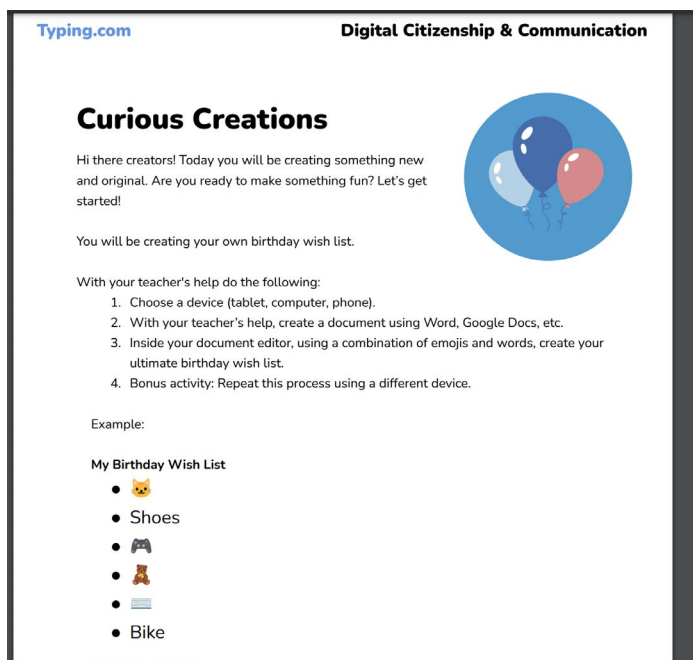
Description of the specific location and hyperlink to the exact location of currently adopted content
New standard, no current content

Description of the specific location and hyperlink to the exact location of the proposed new content
Curious Creations: PDF (Click "download lesson" to access PDF activity)
<https://www.typing.com/student/lesson/209587/curious-creations>

Screenshot of Currently Adopted Content

New standard, no current content

Screenshot of Proposed New Content



The screenshot shows a lesson page from Typing.com. At the top left is the Typing.com logo, and at the top right is the text 'Digital Citizenship & Communication'. The main title is 'Curious Creations'. Below the title is a circular graphic with three balloons (blue, white, and red). The text reads: 'Hi there creators! Today you will be creating something new and original. Are you ready to make something fun? Let's get started!' followed by 'You will be creating your own birthday wish list.' Below that, it says 'With your teacher's help do the following:' and lists four steps: 1. Choose a device (tablet, computer, phone). 2. With your teacher's help, create a document using Word, Google Docs, etc. 3. Inside your document editor, using a combination of emojis and words, create your ultimate birthday wish list. 4. Bonus activity: Repeat this process using a different device. An 'Example:' section follows, titled 'My Birthday Wish List', with a bulleted list: a cat emoji, 'Shoes', a game controller emoji, a teddy bear emoji, a gift box emoji, and 'Bike'.

(SE)(Breakout(s)) and (Citation Type(s))

(9)(A)(i) Activity

Description of the specific location and hyperlink to the exact location of currently adopted content
New standard, no current content

Description of the specific location and hyperlink to the exact location of the proposed new content

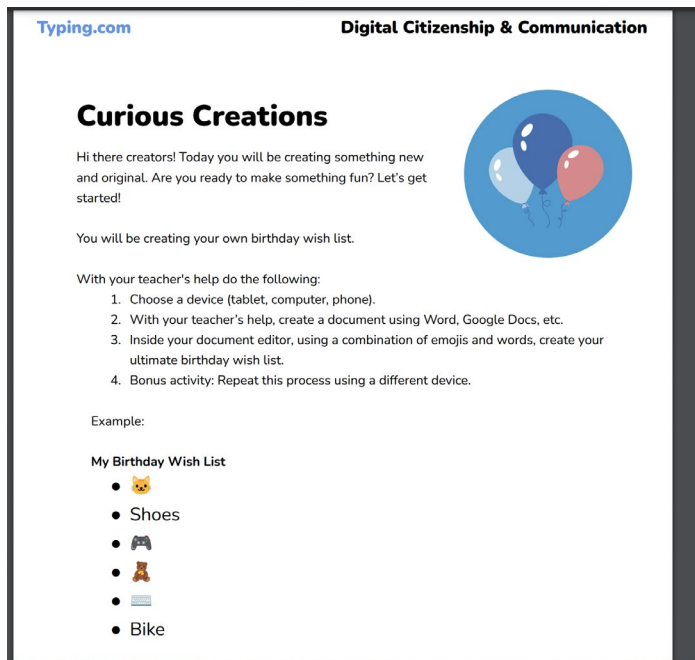
Update to Content Accepted by SRP

Curious Creations: PDF (Click "download lesson" to access PDF activity)
<https://www.typing.com/student/lesson/209587/curious-creations>

Screenshot of Currently Adopted Content

New standard, no current content

Screenshot of Proposed New Content



Typing.com **Digital Citizenship & Communication**

Curious Creations

Hi there creators! Today you will be creating something new and original. Are you ready to make something fun? Let's get started!

You will be creating your own birthday wish list.

With your teacher's help do the following:

1. Choose a device (tablet, computer, phone).
2. With your teacher's help, create a document using Word, Google Docs, etc.
3. Inside your document editor, using a combination of emojis and words, create your ultimate birthday wish list.
4. Bonus activity: Repeat this process using a different device.

Example:

My Birthday Wish List

- 🐱
- Shoes
- 🎮
- 🐻
- 🍷
- Bike

(SE)(Breakout(s)) and (Citation Type(s))

(9)(A)(i) Activity

Description of the specific location and hyperlink to the exact location of currently adopted content
New standard, no current content


Description of the specific location and hyperlink to the exact location of the proposed new content
Curious Creations: Part 2: Activity (screen 1 & 2, building block activity)
<https://www.typing.com/student/lesson/221974/curious-creations-part-2>

Screenshot of Currently Adopted Content

New standard, no current content

Screenshot of Proposed New Content

Update to Content Accepted by SRP



(SE)(Breakout(s)) and (Citation Type(s))

(9)(A)(ii) Narrative

Description of the specific location and hyperlink to the exact location of currently adopted content

New standard, no current content

Description of the specific location and hyperlink to the exact location of the proposed new content

Curious Creations: PDF (Click "download lesson" to access PDF activity)

<https://www.typing.com/student/lesson/209587/curious-creations>

Screenshot of Currently Adopted Content

New standard, no current content

Screenshot of Proposed New Content

Update to Content Accepted by SRP

Typing.com **Digital Citizenship & Communication**

Curious Creations

Hi there creators! Today you will be creating something new and original. Are you ready to make something fun? Let's get started!

You will be creating your own birthday wish list.

With your teacher's help do the following:

1. Choose a device (tablet, computer, phone).
2. With your teacher's help, create a document using Word, Google Docs, etc.
3. Inside your document editor, using a combination of emojis and words, create your ultimate birthday wish list.
4. Bonus activity: Repeat this process using a different device.

Example:

My Birthday Wish List

- 🐱
- Shoes
- 🎮
- 🐻
- 📺
- Bike

(SE)(Breakout(s)) and (Citation Type(s))

(9)(A)(ii) Activity

Description of the specific location and hyperlink to the exact location of currently adopted content
New standard, no current content

Description of the specific location and hyperlink to the exact location of the proposed new content
Curious Creations: PDF (Click "download lesson" to access PDF activity)
<https://www.typing.com/student/lesson/209587/curious-creations>

Screenshot of Currently Adopted Content

New standard, no current content


Screenshot of Proposed New Content

Update to Content Accepted by SRP

Typing.com Digital Citizenship & Communication

Curious Creations

Hi there creators! Today you will be creating something new and original. Are you ready to make something fun? Let's get started!



You will be creating your own birthday wish list.

With your teacher's help do the following:

1. Choose a device (tablet, computer, phone).
2. With your teacher's help, create a document using Word, Google Docs, etc.
3. Inside your document editor, using a combination of emojis and words, create your ultimate birthday wish list.
4. Bonus activity: Repeat this process using a different device.

Example:

My Birthday Wish List

- 🐱
- Shoes
- 🎮
- 🐻
- 📺
- Bike

(SE)(Breakout(s)) and (Citation Type(s))

(9)(A)(ii) Activity


Description of the specific location and hyperlink to the exact location of currently adopted content
New standard, no current content

Description of the specific location and hyperlink to the exact location of the proposed new content
Curious Creations: Part 2: Activity (screen 1 & 2, building block activity)
<https://www.typing.com/student/lesson/221974/curious-creations-part-2>

Screenshot of Currently Adopted Content
New standard, no current content

Screenshot of Proposed New Content

Update to Content Accepted by SRP



(SE)(Breakout(s)) and (Citation Type(s))

(9)(A)(iii) Narrative

Description of the specific location and hyperlink to the exact location of currently adopted content

New standard, no current content

Description of the specific location and hyperlink to the exact location of the proposed new content

Curious Creations: PDF (Click "download lesson" to access PDF activity)

<https://www.typing.com/student/lesson/209587/curious-creations>

Screenshot of Currently Adopted Content

New standard, no current content

Screenshot of Proposed New Content


Update to Content Accepted by SRP

Typing.com Digital Citizenship & Communication

Curious Creations

Hi there creators! Today you will be creating something new and original. Are you ready to make something fun? Let's get started!

You will be creating your own birthday wish list.



With your teacher's help do the following:

1. Choose a device (tablet, computer, phone).
2. With your teacher's help, create a document using Word, Google Docs, etc.
3. Inside your document editor, using a combination of emojis and words, create your ultimate birthday wish list.
4. Bonus activity: Repeat this process using a different device.

Example:

My Birthday Wish List

- 🐱
- Shoes
- 🎮
- 🐻
- 🍷
- Bike

(SE)(Breakout(s)) and (Citation Type(s))

(9)(A)(iii) Activity

Description of the specific location and hyperlink to the exact location of currently adopted content
New standard, no current content

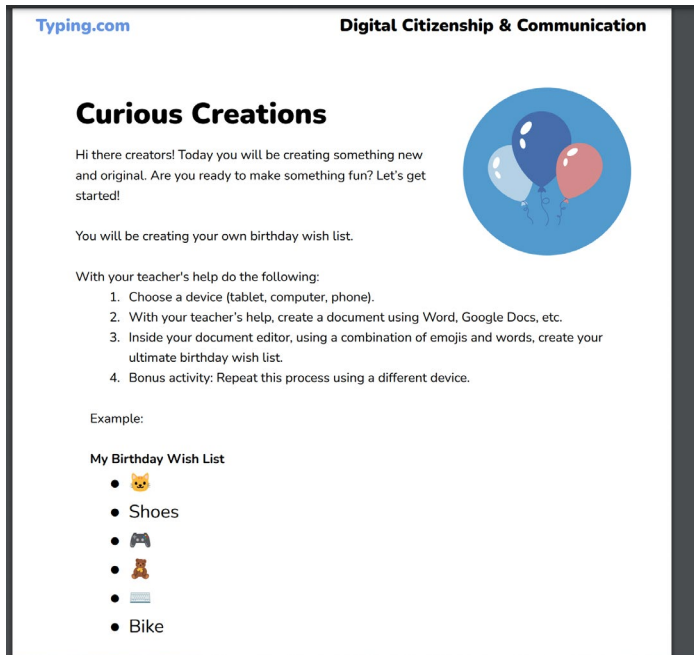
Description of the specific location and hyperlink to the exact location of the proposed new content
Curious Creations: PDF (Click "download lesson" to access PDF activity)
<https://www.typing.com/student/lesson/209587/curious-creations>

Screenshot of Currently Adopted Content

New standard, no current content

Screenshot of Proposed New Content

Update to Content Accepted by SRP



The screenshot shows a lesson page from Typing.com. At the top left is the Typing.com logo, and at the top right is the subject 'Digital Citizenship & Communication'. The main title is 'Curious Creations'. Below the title is an introductory paragraph: 'Hi there creators! Today you will be creating something new and original. Are you ready to make something fun? Let's get started!'. To the right of this text is a circular graphic containing three balloons (blue, light blue, and red) and a small figure holding them. Below the intro is a sub-heading: 'You will be creating your own birthday wish list.' This is followed by a list of instructions: 'With your teacher's help do the following:' followed by four numbered steps: 1. Choose a device (tablet, computer, phone). 2. With your teacher's help, create a document using Word, Google Docs, etc. 3. Inside your document editor, using a combination of emojis and words, create your ultimate birthday wish list. 4. Bonus activity: Repeat this process using a different device. Below the instructions is an 'Example:' section with the heading 'My Birthday Wish List' and a bulleted list of items: a cat face emoji, Shoes, a video game controller emoji, a teddy bear emoji, a gift box emoji, and Bike.

(SE)(Breakout(s)) and (Citation Type(s))

(9)(A)(iii) Activity


Description of the specific location and hyperlink to the exact location of currently adopted content
New standard, no current content

Description of the specific location and hyperlink to the exact location of the proposed new content
Curious Creations: Part 2: Activity (screen 1 & 2, building block activity)
<https://www.typing.com/student/lesson/221974/curious-creations-part-2>

Screenshot of Currently Adopted Content
New standard, no current content

Screenshot of Proposed New Content

Update to Content Accepted by SRP



(SE)(Breakout(s)) and (Citation Type(s))

(9)(A)(iv) Narrative

Description of the specific location and hyperlink to the exact location of currently adopted content
New standard, no current content

Description of the specific location and hyperlink to the exact location of the proposed new content
Curious Creations: PDF (Click "download lesson" to access PDF activity)
<https://www.typing.com/student/lesson/209587/curious-creations>

Screenshot of Currently Adopted Content

New standard, no current content

Screenshot of Proposed New Content

A screenshot of a lesson page from Typing.com. The page is titled "Digital Citizenship & Communication" and "Curious Creations". It features a blue circular graphic with three balloons (blue, red, and white). The text on the page reads: "Hi there creators! Today you will be creating something new and original. Are you ready to make something fun? Let's get started!" and "You will be creating your own birthday wish list." Below this, it says "With your teacher's help do the following:" followed by a numbered list: 1. Choose a device (tablet, computer, phone). 2. With your teacher's help, create a document using Word, Google Docs, etc. 3. Inside your document editor, using a combination of emojis and words, create your ultimate birthday wish list. 4. Bonus activity: Repeat this process using a different device. An "Example:" section shows "My Birthday Wish List" with a list of items: a cat emoji, Shoes, a game controller emoji, a teddy bear emoji, a list icon, and Bike.

Update to Content Accepted by SRP

(SE)(Breakout(s)) and (Citation Type(s))

(9)(A)(iv) Activity

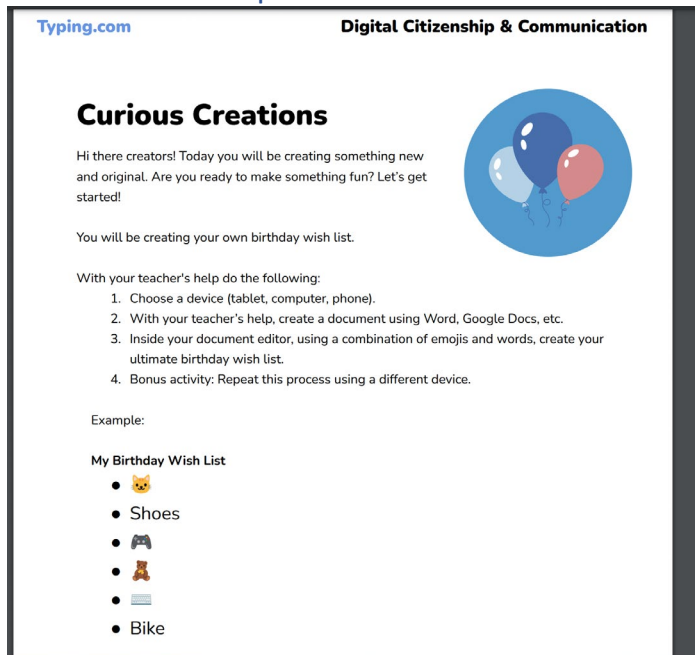
Description of the specific location and hyperlink to the exact location of currently adopted content
New standard, no current content

Description of the specific location and hyperlink to the exact location of the proposed new content
Curious Creations: PDF (Click "download lesson" to access PDF activity)
<https://www.typing.com/student/lesson/209587/curious-creations>

Screenshot of Currently Adopted Content

New standard, no current content

Screenshot of Proposed New Content



The screenshot shows a lesson page from Typing.com. At the top, it says 'Typing.com' and 'Digital Citizenship & Communication'. The main title is 'Curious Creations'. Below the title, there is a paragraph: 'Hi there creators! Today you will be creating something new and original. Are you ready to make something fun? Let's get started!'. To the right of this text is a circular graphic with three balloons (blue, red, and white). Below the paragraph, it says 'You will be creating your own birthday wish list.' Then, it says 'With your teacher's help do the following:' followed by a numbered list: 1. Choose a device (tablet, computer, phone). 2. With your teacher's help, create a document using Word, Google Docs, etc. 3. Inside your document editor, using a combination of emojis and words, create your ultimate birthday wish list. 4. Bonus activity: Repeat this process using a different device. Below the list, it says 'Example:' and then 'My Birthday Wish List' followed by a bulleted list: • 🐱, • Shoes, • 🎮, • 🧸, • 📄, • Bike.

(SE)(Breakout(s)) and (Citation Type(s))

(9)(A)(iv) Activity

Description of the specific location and hyperlink to the exact location of currently adopted content
New standard, no current content


Description of the specific location and hyperlink to the exact location of the proposed new content
Curious Creations: Part 2: Activity (screen 1 & 2, building block activity)
<https://www.typing.com/student/lesson/221974/curious-creations-part-2>

Update to Content Accepted by SRP

Screenshot of Currently Adopted Content

New standard, no current content

Screenshot of Proposed New Content



(SE)(Breakout(s)) and (Citation Type(s))

(9)(A)(v) Narrative

Description of the specific location and hyperlink to the exact location of currently adopted content

New standard, no current content

Description of the specific location and hyperlink to the exact location of the proposed new content

Curious Creations: PDF (Click "download lesson" to access PDF activity)

<https://www.typing.com/student/lesson/209587/curious-creations>

Screenshot of Currently Adopted Content

New standard, no current content

Screenshot of Proposed New Content

Update to Content Accepted by SRP

Typing.com Digital Citizenship & Communication

Curious Creations

Hi there creators! Today you will be creating something new and original. Are you ready to make something fun? Let's get started!

You will be creating your own birthday wish list.

With your teacher's help do the following:

1. Choose a device (tablet, computer, phone).
2. With your teacher's help, create a document using Word, Google Docs, etc.
3. Inside your document editor, using a combination of emojis and words, create your ultimate birthday wish list.
4. Bonus activity: Repeat this process using a different device.

Example:

My Birthday Wish List

- 🐱
- Shoes
- 🎮
- 🧑
- 🍷
- Bike

(SE)(Breakout(s)) and (Citation Type(s))

(9)(A)(v) Activity

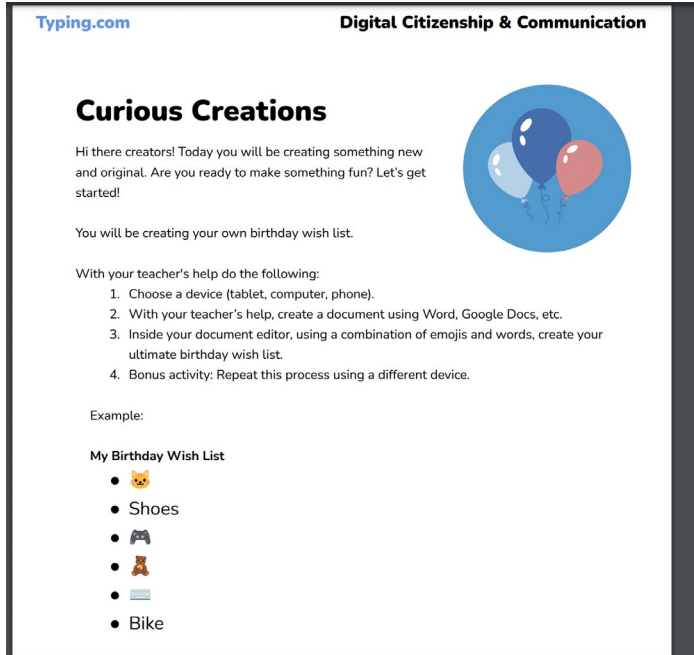
Description of the specific location and hyperlink to the exact location of currently adopted content
New standard, no current content

Description of the specific location and hyperlink to the exact location of the proposed new content
Curious Creations: PDF (Click "download lesson" to access PDF activity)
<https://www.typing.com/student/lesson/209587/curious-creations>

Screenshot of Currently Adopted Content
New standard, no current content

Screenshot of Proposed New Content

Update to Content Accepted by SRP



The screenshot shows a lesson page from Typing.com. At the top left is the Typing.com logo, and at the top right is the subject 'Digital Citizenship & Communication'. The main title is 'Curious Creations'. Below the title is an introductory paragraph: 'Hi there creators! Today you will be creating something new and original. Are you ready to make something fun? Let's get started!'. To the right of this text is a circular graphic containing three balloons (blue, light blue, and red) and a small figure holding them. Below the intro is a sub-heading: 'You will be creating your own birthday wish list.' This is followed by a list of instructions: 'With your teacher's help do the following: 1. Choose a device (tablet, computer, phone). 2. With your teacher's help, create a document using Word, Google Docs, etc. 3. Inside your document editor, using a combination of emojis and words, create your ultimate birthday wish list. 4. Bonus activity: Repeat this process using a different device.' Below the instructions is an 'Example:' section titled 'My Birthday Wish List' which contains a bulleted list of items: a cat face emoji, 'Shoes', a video game controller emoji, a teddy bear emoji, a blue and white striped bar, and 'Bike'.

(SE)(Breakout(s)) and (Citation Type(s))

(9)(A)(v) Activity


Description of the specific location and hyperlink to the exact location of currently adopted content
New standard, no current content

Description of the specific location and hyperlink to the exact location of the proposed new content
Curious Creations: Part 2: Activity (screen 1 & 2, building block activity)
<https://www.typing.com/student/lesson/221974/curious-creations-part-2>

Screenshot of Currently Adopted Content
New standard, no current content

Screenshot of Proposed New Content

Update to Content Accepted by SRP



(SE)(Breakout(s)) and (Citation Type(s))

(9)(A)(vi) Narrative

Description of the specific location and hyperlink to the exact location of currently adopted content

New standard, no current content

Description of the specific location and hyperlink to the exact location of the proposed new content

Curious Creations: PDF (Click "download lesson" to access PDF activity)

<https://www.typing.com/student/lesson/209587/curious-creations>

Screenshot of Currently Adopted Content

New standard, no current content

Screenshot of Proposed New Content


Update to Content Accepted by SRP

Typing.com Digital Citizenship & Communication

Curious Creations

Hi there creators! Today you will be creating something new and original. Are you ready to make something fun? Let's get started!

You will be creating your own birthday wish list.



With your teacher's help do the following:

1. Choose a device (tablet, computer, phone).
2. With your teacher's help, create a document using Word, Google Docs, etc.
3. Inside your document editor, using a combination of emojis and words, create your ultimate birthday wish list.
4. Bonus activity: Repeat this process using a different device.

Example:

My Birthday Wish List

- 🐱
- Shoes
- 🎮
- 🐻
- 📺
- Bike

(SE)(Breakout(s)) and (Citation Type(s))

(9)(A)(vi) Activity

Description of the specific location and hyperlink to the exact location of currently adopted content
New standard, no current content

Description of the specific location and hyperlink to the exact location of the proposed new content
Curious Creations: PDF (Click "download lesson" to access PDF activity)
<https://www.typing.com/student/lesson/209587/curious-creations>

Screenshot of Currently Adopted Content

New standard, no current content

Screenshot of Proposed New Content

Update to Content Accepted by SRP

The screenshot shows a lesson page from Typing.com. At the top left is the Typing.com logo, and at the top right is the subject 'Digital Citizenship & Communication'. The main title is 'Curious Creations'. Below the title is an introductory paragraph: 'Hi there creators! Today you will be creating something new and original. Are you ready to make something fun? Let's get started!'. To the right of the text is a circular graphic with three balloons (blue, light blue, and red) and a small figure holding them. Below the intro is a sub-heading: 'You will be creating your own birthday wish list.' This is followed by a list of instructions: 'With your teacher's help do the following:' followed by four numbered steps: 1. Choose a device (tablet, computer, phone). 2. With your teacher's help, create a document using Word, Google Docs, etc. 3. Inside your document editor, using a combination of emojis and words, create your ultimate birthday wish list. 4. Bonus activity: Repeat this process using a different device. Below the instructions is an 'Example:' section with the heading 'My Birthday Wish List' and a bulleted list of items: a cat face emoji, Shoes, a video game controller emoji, a teddy bear emoji, a gift box emoji, and Bike.

(SE)(Breakout(s)) and (Citation Type(s))

(9)(A)(vi) Activity


Description of the specific location and hyperlink to the exact location of currently adopted content
New standard, no current content

Description of the specific location and hyperlink to the exact location of the proposed new content
Curious Creations: Part 2: Activity (screen 1 & 2, building block activity)
<https://www.typing.com/student/lesson/221974/curious-creations-part-2>

Screenshot of Currently Adopted Content
New standard, no current content

Screenshot of Proposed New Content

Update to Content Accepted by SRP



Assurances

These assurances apply to all material submitted to update content in state-adopted instructional materials.

Publisher acknowledges that:

- There will be no additional cost to the state;
- The new material meets the applicable Texas Essential Knowledge and Skills (TEKS), English Language Proficiency Standards (EIPS), or Texas Prekindergarten Guidelines (TPG) and is free from factual errors; and
- The updates in the new edition do not affect the product's coverage of Texas Education Code (TEC), §28.002(h), as it relates to that specific subject and grade level or course(s), understanding the importance of patriotism and functioning productively in a free-enterprise society with appreciation for the basic democratic values of our state and national heritage.

Signature: By entering your name below, you are confirming the above assurances, and signing this document electronically. You agree that your electronic signature is the equivalent of your manual signature.

Molly Sullivan

Date Submitted: 6/21/2024.