

## Update to Content Accepted by SRP

### Request to Update Content Reviewed and Accepted by the State Review Panel (SRP)

Proposed changes shall be made available for public review on Texas Education Agency's website for a minimum of seven calendar days prior to approval.

Indicate if the changes in the content were reviewed and accepted by the SRP to determine coverage of the Texas Essential Knowledge and Skills (TEKS), English Language Proficiency Standards (ELPS), or Texas Prekindergarten Guidelines (TPG) by selecting a box below. (**Note:** All request to update editions that do not change content reviewed and accepted by the SRP must be entered on the *Update to Content Not Reviewed by SRP* document.)

TEKS       ELPS       TPG       TEKS and ELPS

Proclamation Year: 2024

Publisher: Typing.com

Subject Area/Course: Tech Apps

### Adopted Program Information:

Title: Typing.com: Kindergarten TX

ISBN: 9798987771709

Enter the identical Program Title of your identical product that will contain the identical updates.

Identical Program Title: Typing.com: Kindergarten TX

Identical Program ISBN: 9798987771709

### Adopted Component Information

Title: Kindergarten

ISBN: 9798987771709-08

Enter the identical component title of your identical product that will contain the identical updates.

Identical Component Title: Kindergarten

Identical Component ISBN: 9798987771709-08

### Publisher's overall rationale for this update

Content was updated in order to increase our TEKS alignment percentage to 100%

### Publisher's overall description of the change

New digital citizenship content was created in order to meet additional TEKS

# Update to Content Accepted by SRP

## Access Information

Enter access information below to the adopted version of the instructional materials and the proposed new content.

Currently Adopted Content URL: <https://www.typing.com/student/proclamation-2024>

Currently Adopted Content Username: proc2024

Currently Adopted Content Password: typing!

Proposed Updated Content URL: <https://www.typing.com/student/proclamation-2024-update>

Proposed Updated Content Username: proc2024update

Proposed Updated Content Password: typing!

## Update comparison:

Each change in the component on this form should be documented in the update comparison below. You must submit a separate request for **each component**, not each change. (**Note:** Repeat this section as often as needed by copying and pasting the entire area from the (SE)(Breakout(s)) and (Citation Type(s)) to the dividing line for each change.)

---

### (SE)(Breakout(s)) and (Citation Type(s))

(6)(A)(i)

Narrative

### Description of the specific location and hyperlink to the exact location of currently adopted content

New standard, no current content

### Description of the specific location and hyperlink to the exact location of the proposed new content

Using Devices & Resources Part 1: Entire intro screen

<https://www.typing.com/student/lesson/209171/using-devices-and-resources-part-1>

## Screenshot of Currently Adopted Content

New standard, no current content

## Screenshot of Proposed New Content

### Using Devices and Resources

Today we are going to learn about how to use technology safely! Just like you practice crossing the street safely and following rules in the classroom, we have rules we need to follow when using technology.

How do we know which rules to follow? We have a guidebook called an "Acceptable Use Policy", or an AUP for short. This guidebook helps us make smart choices when using technology to keep us safe. Let's go through five quick rules to keep technology fun and safe!

- You should keep food and drinks away from computers and technology devices.
- You should not share your password or login information with a friend or stranger.
- You should only use classroom technology for classroom activities.
- When using online resources, you should ask an adult for help if you see anything on your screen that looks strange or makes you uncomfortable.
- You should log out of your computers and technology devices when you're done using them.

Let's go through some examples! Click on the picture you think is the safe option:

Begin Quiz

## Update to Content Accepted by SRP

---

### **(SE)(Breakout(s)) and (Citation Type(s))**

(6)(A)(i)

Activity

### **Description of the specific location and hyperlink to the exact location of currently adopted content**

New standard, no current content

### **Description of the specific location and hyperlink to the exact location of the proposed new content**

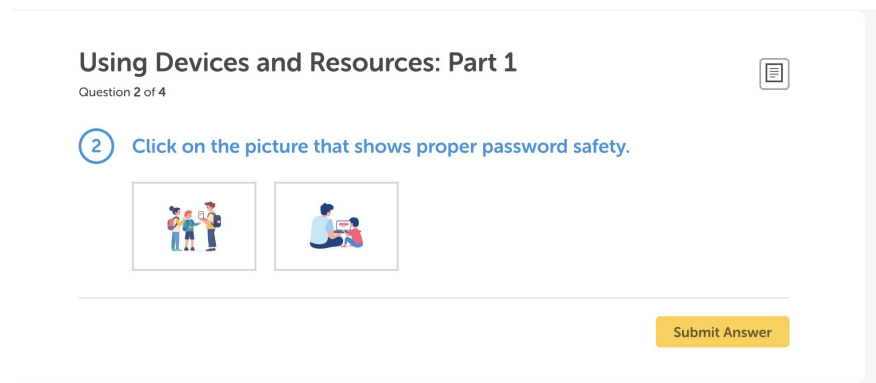
Using Devices & Resources Part 1: Questions 1-4 (click "begin quiz" to access questions)

<https://www.typing.com/student/lesson/209171/using-devices-and-resources-part-1>

### Screenshot of Currently Adopted Content

New standard, no current content

### Screenshot of Proposed New Content



### **(SE)(Breakout(s)) and (Citation Type(s))**

(6)(A)(i)

Activity

### **Description of the specific location and hyperlink to the exact location of currently adopted content**

New standard, no current content

### **Description of the specific location and hyperlink to the exact location of the proposed new content**

Using Devices & Resources Part 2: Entire drag & drop activity

<https://www.typing.com/student/lesson/209192/using-devices-and-resources-part-2>

### Screenshot of Currently Adopted Content

New standard, no current content

### Screenshot of Proposed New Content

## Update to Content Accepted by SRP



---

### **(SE)(Breakout(s)) and (Citation Type(s))**

(6)(A)(ii)

Narrative

### **Description of the specific location and hyperlink to the exact location of currently adopted content**

New standard, no current content

### **Description of the specific location and hyperlink to the exact location of the proposed new content**

Using Devices & Resources Part 1: Entire intro screen

<https://www.typing.com/student/lesson/209171/using-devices-and-resources-part-1>

### **Screenshot of Currently Adopted Content**

New standard, no current content

### **Screenshot of Proposed New Content**

**Using Devices and Resources**

Today we are going to learn about how to use technology safely! Just like you practice crossing the street safely and following rules in the classroom, we have rules we need to follow when using technology.

How do we know which rules to follow? We have a guidebook called an "Acceptable Use Policy", or an AUP for short. This guidebook helps us make smart choices when using technology to keep us safe. Let's go through five quick rules to keep technology fun and safe!

- You should keep food and drinks away from computers and technology devices.
- You should not share your password or login information with a friend or stranger.
- You should only use classroom technology for classroom activities.
- When using online resources, you should ask an adult for help if you see anything on your screen that looks strange or makes you uncomfortable.
- You should log out of your computers and technology devices when you're done using them.

Let's go through some examples! Click on the picture you think is the safe option:

[Begin Quiz](#)

---

### **(SE)(Breakout(s)) and (Citation Type(s))**

(6)(A)(ii)

Activity

### **Description of the specific location and hyperlink to the exact location of currently adopted content**

## Update to Content Accepted by SRP

New standard, no current content

### Description of the specific location and hyperlink to the exact location of the proposed new content

Using Devices & Resources Part 1: Questions 1-4 (click "begin quiz" to access questions)

<https://www.typing.com/student/lesson/209171/using-devices-and-resources-part-1>

### Screenshot of Currently Adopted Content



New standard, no current content

### Screenshot of Proposed New Content

## Using Devices and Resources: Part 1

Question 2 of 4

2 Click on the picture that shows proper password safety.



Submit Answer

### (SE)(Breakout(s)) and (Citation Type(s))

(6)(A)(ii)

Activity

### Description of the specific location and hyperlink to the exact location of currently adopted content

New standard, no current content

### Description of the specific location and hyperlink to the exact location of the proposed new content

Using Devices & Resources Part 2: Entire drag & drop activity

<https://www.typing.com/student/lesson/209192/using-devices-and-resources-part-2>

### Screenshot of Currently Adopted Content

New standard, no current content

### Screenshot of Proposed New Content

## Update to Content Accepted by SRP



### Assurances

These assurances apply to all material submitted to update content in state-adopted instructional materials.

Publisher acknowledges that:

- There will be no additional cost to the state;
- The new material meets the applicable Texas Essential Knowledge and Skills (TEKS), English Language Proficiency Standards (EIPS), or Texas Prekindergarten Guidelines (TPG) and is free from factual errors; and
- The updates in the new edition do not affect the product's coverage of Texas Education Code (TEC), §28.002(h), as it relates to that specific subject and grade level or course(s), understanding the importance of patriotism and functioning productively in a free-enterprise society with appreciation for the basic democratic values of our state and national heritage.

**Signature:** By entering your name below, you are confirming the above assurances, and signing this document electronically. You agree that your electronic signature is the equivalent of your manual signature.

Molly Sullivan

## Update to Content Accepted by SRP

Date Submitted: 6/21/24