

Update to Content Accepted by SRP

Request to Update Content Reviewed and Accepted by the State Review Panel (SRP)

Proposed changes shall be made available for public review on Texas Education Agency's website for a minimum of seven calendar days prior to approval.

Indicate if the changes in the content were reviewed and accepted by the SRP to determine coverage of the Texas Essential Knowledge and Skills (TEKS), English Language Proficiency Standards (ELPS), or Texas Prekindergarten Guidelines (TPG) by selecting a box below. (**Note:** All request to update editions that do not change content reviewed and accepted by the SRP must be entered on the *Update to Content Not Reviewed by SRP* document.)

TEKS

ELPS

TPG

TEKS and ELPS

Proclamation Year: 2024

Publisher: Typing.com

Subject Area/Course: Tech Apps

Adopted Program Information:

Title: Typing.com: 4th Grade TX

ISBN: 9798987771747

Enter the identical Program Title of your identical product that will contain the identical updates.

Identical Program Title: Typing.com: 4th Grade TX

Identical Program ISBN:9798987771747

Adopted Component Information

Title: 4th Grade

ISBN: 9798987771747-08

Enter the identical component title of your identical product that will contain the identical updates.

Identical Component Title: 4th Grade

Identical Component ISBN:9798987771747-08

Publisher's overall rationale for this update

Content was updated in order to increase our TEKS alignment percentage to 100%

Publisher's overall description of the change

New digital citizenship and coding content was created in order to meet additional TEKS.

Update to Content Accepted by SRP

Access Information

Enter access information below to the adopted version of the instructional materials and the proposed new content.

Currently Adopted Content URL: <https://www.typing.com/student/proclamation-2024>

Currently Adopted Content Username: proc2024.4

Currently Adopted Content Password: typing!

Proposed Updated Content URL: <https://www.typing.com/student/proclamation-2024-update>

Proposed Updated Content Username: proc2024update.4

Proposed Updated Content Password: typing!

Update comparison:

Each change in the component on this form should be documented in the update comparison below. You must submit a separate request for **each component**, not each change. (**Note:** Repeat this section as often as needed by copying and pasting the entire area from the (SE)(Breakout(s)) and (Citation Type(s)) to the dividing line for each change.)

(SE)(Breakout(s)) and (Citation Type(s))

(1)(B)(i) Narrative

Description of the specific location and hyperlink to the exact location of currently adopted content

New standard, no current content

Description of the specific location and hyperlink to the exact location of the proposed new content

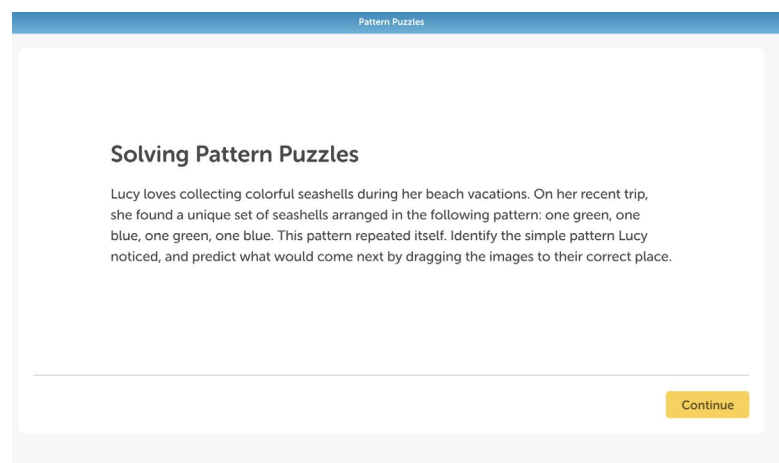
Pattern Puzzles: Screen 1: Introduction

<https://www.typing.com/student/lesson/218107/pattern-puzzles#1>

Screenshot of Currently Adopted Content

New standard, no current content

Screenshot of Proposed New Content



Update to Content Accepted by SRP

(SE)(Breakout(s)) and (Citation Type(s))

(1)(B)(i) Activity

Description of the specific location and hyperlink to the exact location of currently adopted content

New standard, no current content

Description of the specific location and hyperlink to the exact location of the proposed new content

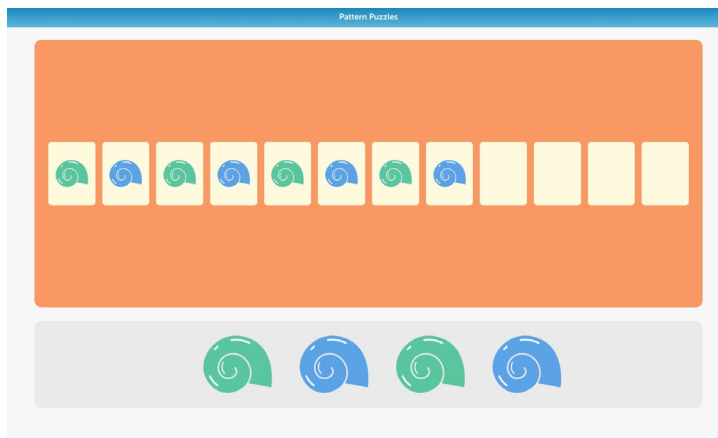
Pattern Puzzles: Screen 1: Introduction

<https://www.typing.com/student/lesson/218107/pattern-puzzles#1>

Screenshot of Currently Adopted Content

New standard, no current content

Screenshot of Proposed New Content



(SE)(Breakout(s)) and (Citation Type(s))

(1)(B)(i) Activity

Description of the specific location and hyperlink to the exact location of currently adopted content

New standard, no current content

Description of the specific location and hyperlink to the exact location of the proposed new content

Pattern Puzzles: Screen 2: Introduction

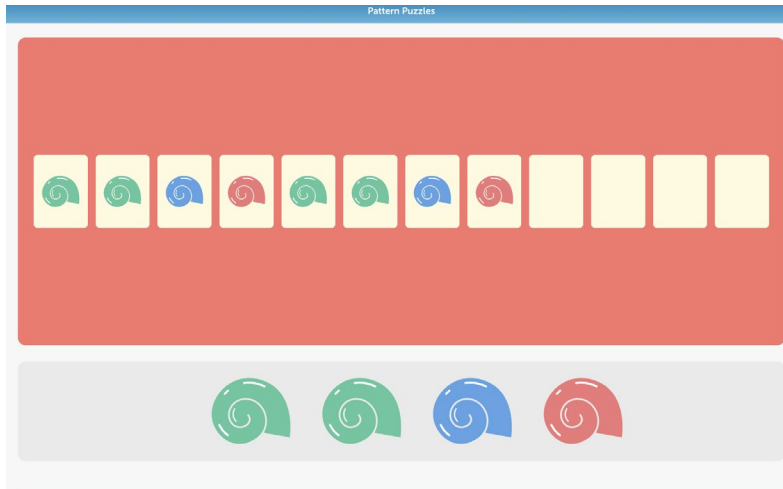
<https://www.typing.com/student/lesson/218107/pattern-puzzles#2>

Screenshot of Currently Adopted Content

New standard, no current content

Screenshot of Proposed New Content

Update to Content Accepted by SRP



(SE)(Breakout(s)) and (Citation Type(s))

(1)(B)(ii) Narrative

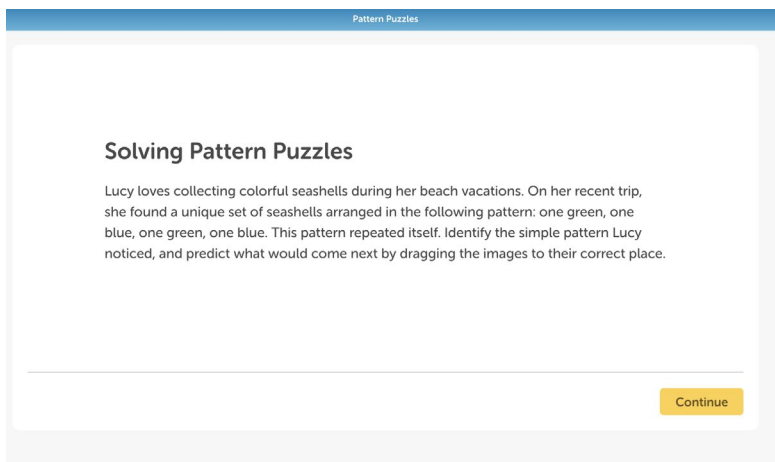
Description of the specific location and hyperlink to the exact location of currently adopted content
New standard, no current content

Description of the specific location and hyperlink to the exact location of the proposed new content
Pattern Puzzles: Screen 1: Introduction
<https://www.typing.com/student/lesson/218107/pattern-puzzles#1>

Screenshot of Currently Adopted Content

New standard, no current content

Screenshot of Proposed New Content



(SE)(Breakout(s)) and (Citation Type(s))

Update to Content Accepted by SRP

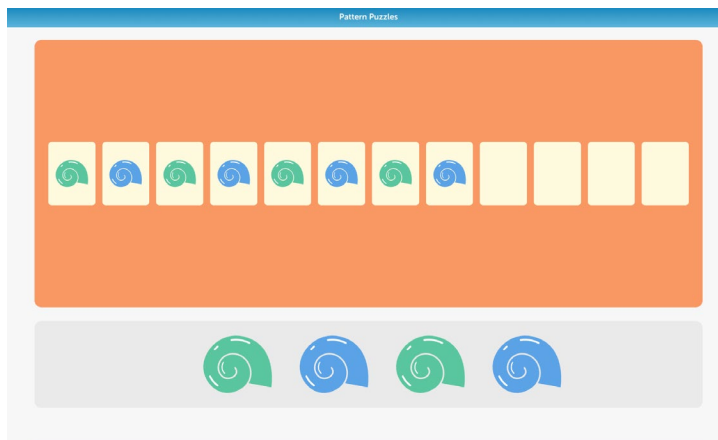
(1)(B)(ii) Activity

Description of the specific location and hyperlink to the exact location of currently adopted content
New standard, no current content

Description of the specific location and hyperlink to the exact location of the proposed new content
Pattern Puzzles: Screen 1: Introduction
<https://www.typing.com/student/lesson/218107/pattern-puzzles#1>

Screenshot of Currently Adopted Content
New standard, no current content

Screenshot of Proposed New Content



(SE)(Breakout(s)) and (Citation Type(s))

(1)(B)(ii) Activity

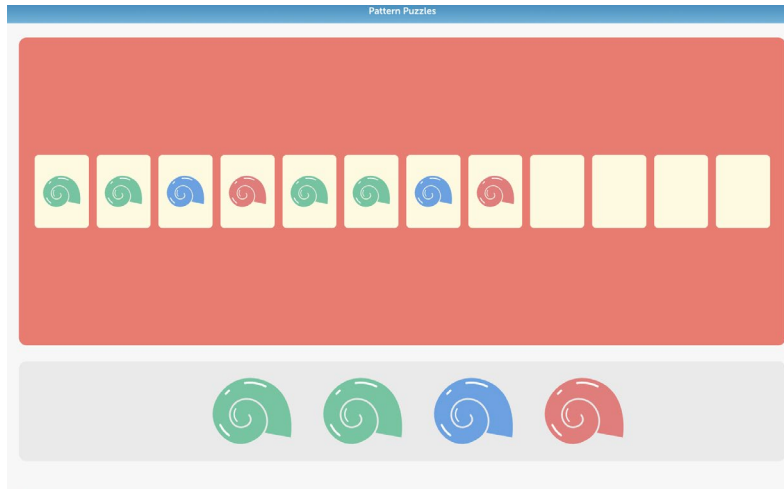
Description of the specific location and hyperlink to the exact location of currently adopted content
New standard, no current content

Description of the specific location and hyperlink to the exact location of the proposed new content
Pattern Puzzles: Screen 2: Introduction
<https://www.typing.com/student/lesson/218107/pattern-puzzles#2>

Screenshot of Currently Adopted Content
New standard, no current content

Screenshot of Proposed New Content

Update to Content Accepted by SRP



(SE)(Breakout(s)) and (Citation Type(s))

(1)(C)(i) Narrative

Description of the specific location and hyperlink to the exact location of currently adopted content

New standard, no current content

Description of the specific location and hyperlink to the exact location of the proposed new content

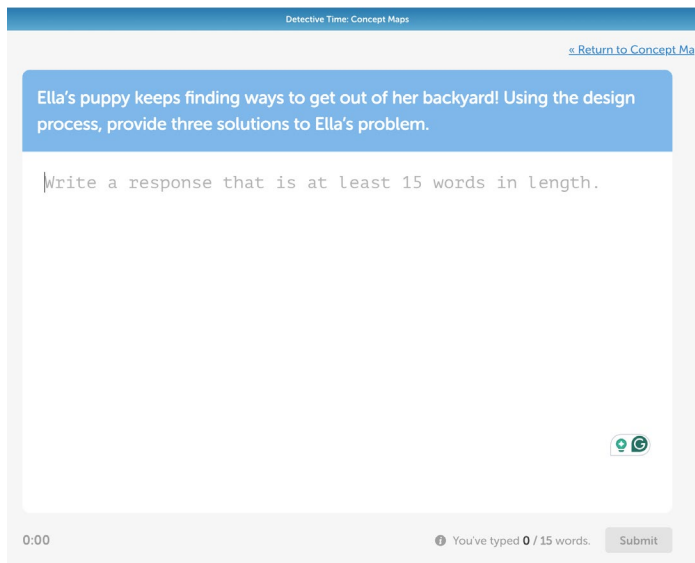
Detective Time: Concept Maps: Screen 2

<https://www.typing.com/student/lesson/212718/detective-time-concept-maps#2>

Screenshot of Currently Adopted Content

New standard, no current content

Screenshot of Proposed New Content



Update to Content Accepted by SRP

(SE)(Breakout(s)) and (Citation Type(s))

(1)(C)(i) Activity

Description of the specific location and hyperlink to the exact location of currently adopted content

New standard, no current content

Description of the specific location and hyperlink to the exact location of the proposed new content

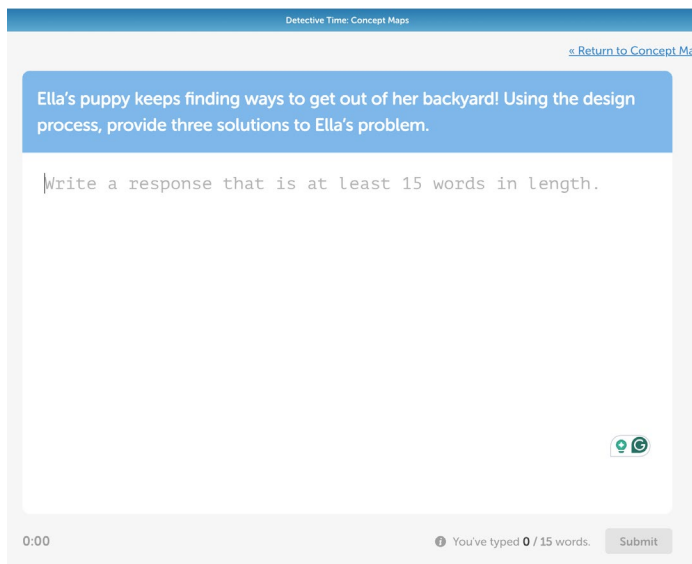
Detective Time: Concept Maps: Screen 2

<https://www.typing.com/student/lesson/212718/detective-time-concept-maps#2>

Screenshot of Currently Adopted Content

New standard, no current content

Screenshot of Proposed New Content



The screenshot shows a web-based typing lesson interface. At the top, it says "Detective Time: Concept Maps" and has a "Return to Concept Maps" link. The main content area has a blue header with the text: "Ella's puppy keeps finding ways to get out of her backyard! Using the design process, provide three solutions to Ella's problem." Below this is a text input area with the instruction: "Write a response that is at least 15 words in length." At the bottom of the input area, there is a "Submit" button and a status indicator that says "You've typed 0 / 15 words." There is also a timer showing "0:00" and a small icon of a speech bubble with a checkmark.

(SE)(Breakout(s)) and (Citation Type(s))

(1)(C)(i) Activity

Description of the specific location and hyperlink to the exact location of currently adopted content

New standard, no current content

Description of the specific location and hyperlink to the exact location of the proposed new content

Detective Time: Concept Maps: Screen 4

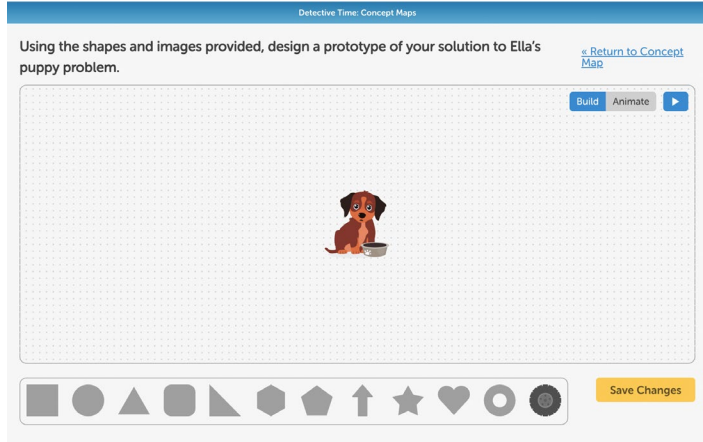
<https://www.typing.com/student/lesson/212718/detective-time-concept-maps#4>

Update to Content Accepted by SRP

Screenshot of Currently Adopted Content

New standard, no current content

Screenshot of Proposed New Content



(SE)(Breakout(s)) and (Citation Type(s))

(1)(C)(ii) Narrative

Description of the specific location and hyperlink to the exact location of currently adopted content

New standard, no current content

Description of the specific location and hyperlink to the exact location of the proposed new content

Detective Time: Concept Maps: Screen 2

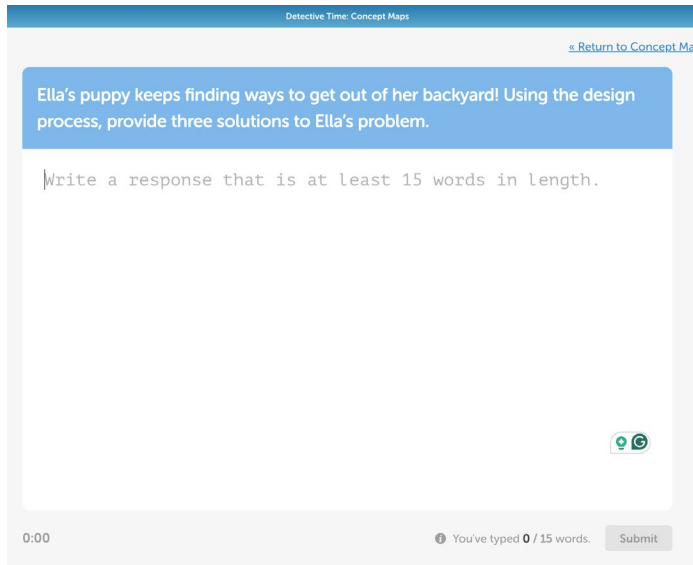
<https://www.typing.com/student/lesson/212718/detective-time-concept-maps#2>

Screenshot of Currently Adopted Content

New standard, no current content

Screenshot of Proposed New Content

Update to Content Accepted by SRP



Detective Time: Concept Maps

[Return to Concept Maps](#)

Ella's puppy keeps finding ways to get out of her backyard! Using the design process, provide three solutions to Ella's problem.

Write a response that is at least 15 words in length.

0:00 You've typed 0 / 15 words. Submit

(SE)(Breakout(s)) and (Citation Type(s))

(1)(C)(ii) Activity

Description of the specific location and hyperlink to the exact location of currently adopted content

New standard, no current content

Description of the specific location and hyperlink to the exact location of the proposed new content

Detective Time: Concept Maps: Screen 2

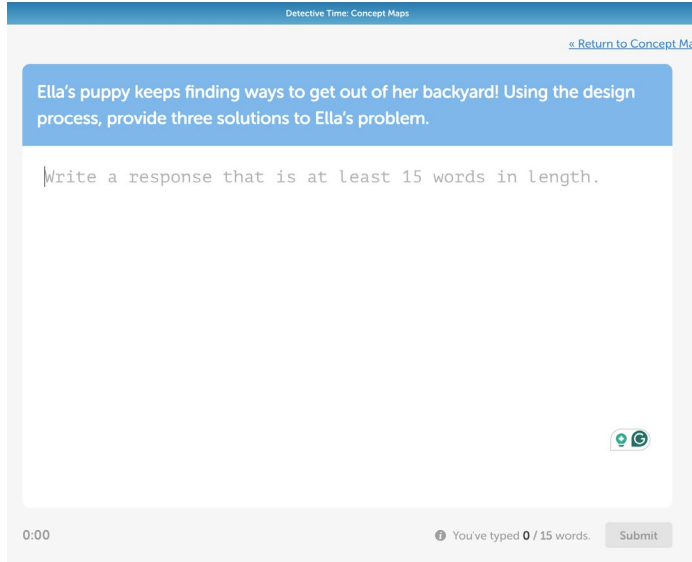
<https://www.typing.com/student/lesson/212718/detective-time-concept-maps#2>

Screenshot of Currently Adopted Content

New standard, no current content

Screenshot of Proposed New Content

Update to Content Accepted by SRP



(SE)(Breakout(s)) and (Citation Type(s))

(1)(C)(ii) Activity

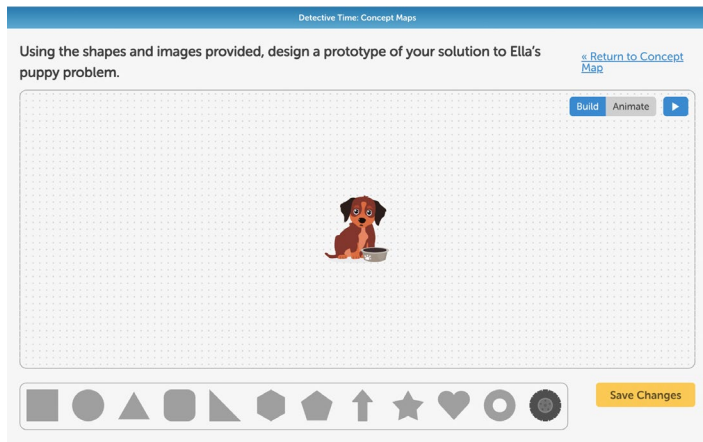
Description of the specific location and hyperlink to the exact location of currently adopted content
New standard, no current content

Description of the specific location and hyperlink to the exact location of the proposed new content
Detective Time: Concept Maps: Screen 4
<https://www.typing.com/student/lesson/212718/detective-time-concept-maps#4>

Screenshot of Currently Adopted Content

New standard, no current content

Screenshot of Proposed New Content



Update to Content Accepted by SRP

(SE)(Breakout(s)) and (Citation Type(s))

(3)(A)(i) Narrative

Description of the specific location and hyperlink to the exact location of currently adopted content

New standard, no current content

Description of the specific location and hyperlink to the exact location of the proposed new content

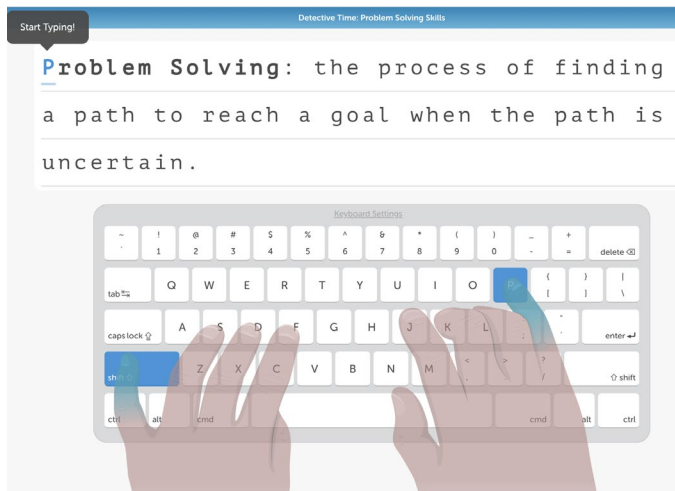
Detective Time: Problem Solving Skills: Screen 6

<https://www.typing.com/student/lesson/216626/detective-time-problem-solving-skills#6>

Screenshot of Currently Adopted Content

New standard, no current content

Screenshot of Proposed New Content



(SE)(Breakout(s)) and (Citation Type(s))

(3)(A)(i) Activity

Description of the specific location and hyperlink to the exact location of currently adopted content

New standard, no current content

Description of the specific location and hyperlink to the exact location of the proposed new content

Detective Time: Problem Solving Skills: Screen 6

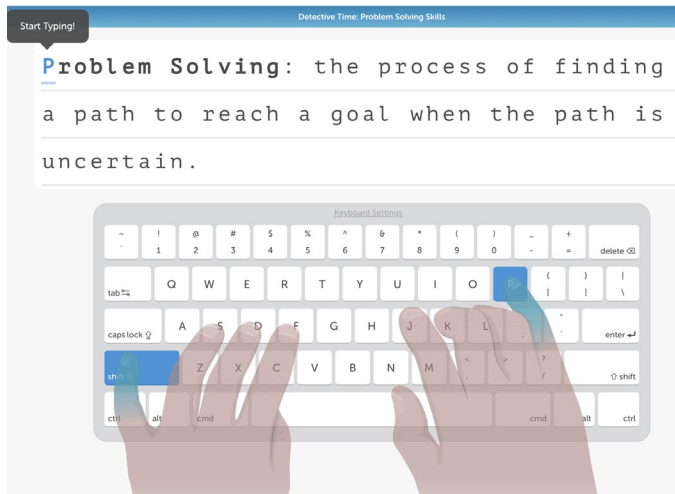
<https://www.typing.com/student/lesson/216626/detective-time-problem-solving-skills#6>

Screenshot of Currently Adopted Content

New standard, no current content

Update to Content Accepted by SRP

Screenshot of Proposed New Content



(SE)(Breakout(s)) and (Citation Type(s))

(3)(A)(i) Narrative

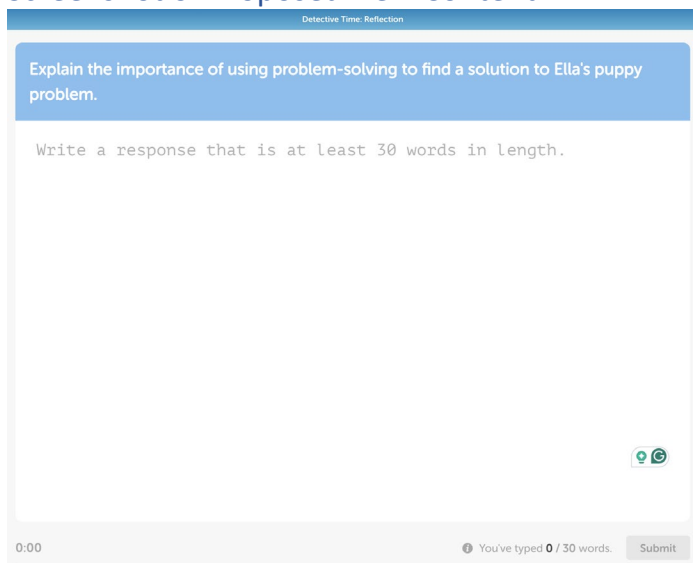
Description of the specific location and hyperlink to the exact location of currently adopted content
New standard, no current content

Description of the specific location and hyperlink to the exact location of the proposed new content
Detective Time: Reflection: Screen 6
<https://www.typing.com/student/lesson/216871/detective-time-reflection#6>

Screenshot of Currently Adopted Content

New standard, no current content

Screenshot of Proposed New Content



Update to Content Accepted by SRP

(SE)(Breakout(s)) and (Citation Type(s))

(3)(A)(ii) Narrative

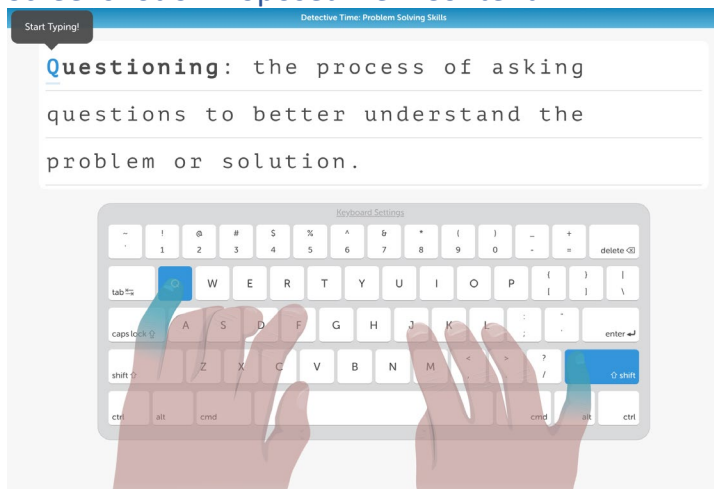
Description of the specific location and hyperlink to the exact location of currently adopted content
New standard, no current content

Description of the specific location and hyperlink to the exact location of the proposed new content
Detective Time: Problem Solving Skills: Screen 5
<https://www.typing.com/student/lesson/216626/detective-time-problem-solving-skills#5>

Screenshot of Currently Adopted Content

New standard, no current content

Screenshot of Proposed New Content



(SE)(Breakout(s)) and (Citation Type(s))

(3)(A)(ii) Activity

Description of the specific location and hyperlink to the exact location of currently adopted content
New standard, no current content

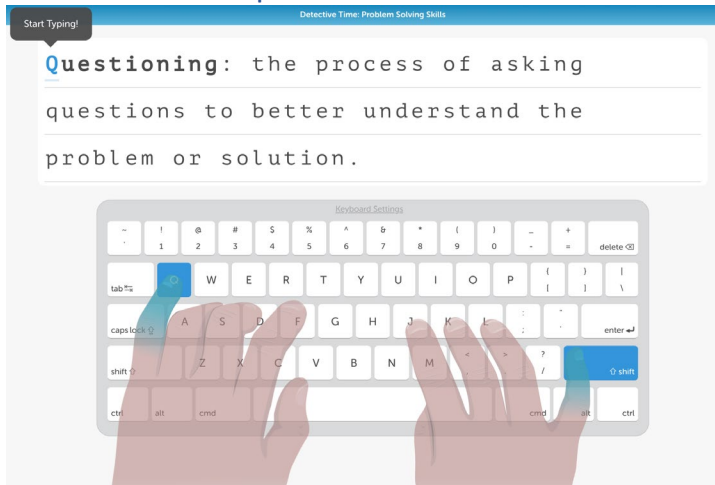
Description of the specific location and hyperlink to the exact location of the proposed new content
Detective Time: Problem Solving Skills: Screen 5
<https://www.typing.com/student/lesson/216626/detective-time-problem-solving-skills#5>

Screenshot of Currently Adopted Content

New standard, no current content

Update to Content Accepted by SRP

Screenshot of Proposed New Content



(SE)(Breakout(s)) and (Citation Type(s))

(3)(A)(ii) Activity

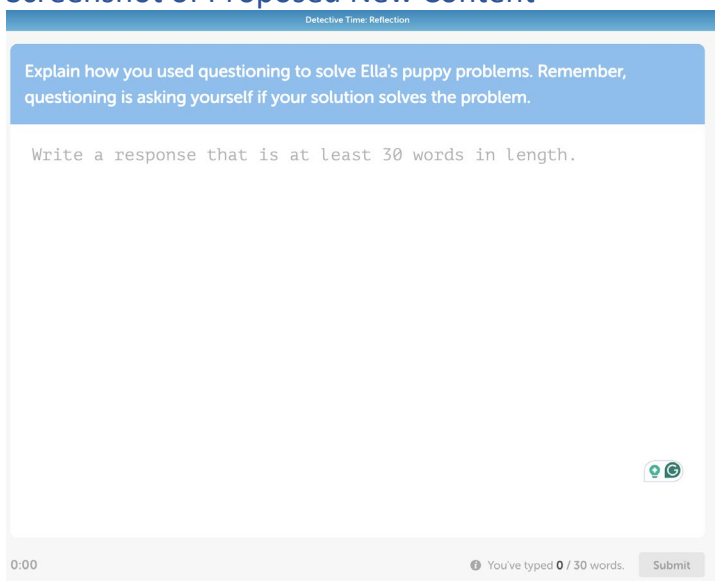
Description of the specific location and hyperlink to the exact location of currently adopted content
New standard, no current content

Description of the specific location and hyperlink to the exact location of the proposed new content
Detective Time: Reflection: Screen 5
<https://www.typing.com/student/lesson/216871/detective-time-reflection#5>

Screenshot of Currently Adopted Content

New standard, no current content

Screenshot of Proposed New Content



Update to Content Accepted by SRP

(SE)(Breakout(s)) and (Citation Type(s))

(3)(A)(iii) Narrative

Description of the specific location and hyperlink to the exact location of currently adopted content

New standard, no current content

Description of the specific location and hyperlink to the exact location of the proposed new content

Detective Time: Problem Solving Skills: Screen 1

<https://www.typing.com/student/lesson/216626/detective-time-problem-solving-skills#1>

Screenshot of Currently Adopted Content

New standard, no current content

Screenshot of Proposed New Content



(SE)(Breakout(s)) and (Citation Type(s))

(3)(A)(iii) Activity

Description of the specific location and hyperlink to the exact location of currently adopted content

New standard, no current content

Description of the specific location and hyperlink to the exact location of the proposed new content

Detective Time: Problem Solving Skills: Screen 1

<https://www.typing.com/student/lesson/216626/detective-time-problem-solving-skills#1>

Screenshot of Currently Adopted Content

New standard, no current content

Update to Content Accepted by SRP

Screenshot of Proposed New Content



(SE)(Breakout(s)) and (Citation Type(s))

(3)(A)(iii) Activity

Description of the specific location and hyperlink to the exact location of currently adopted content
New standard, no current content

Description of the specific location and hyperlink to the exact location of the proposed new content
Detective Time: Reflection: Screen 4
<https://www.typing.com/student/lesson/216871/detective-time-reflection#4>

Screenshot of Currently Adopted Content

New standard, no current content

Screenshot of Proposed New Content

Update to Content Accepted by SRP

Explain the importance of using effective communication to solve Ella's puppy problems. Remember, effective communication is the ability to talk about your ideas, listen to other people, and understand how to respond.

Write a response that is at least 30 words in length.

0:00 You've typed 0 / 30 words Submit

(SE)(Breakout(s)) and (Citation Type(s))

(3)(A)(iv) Narrative

Description of the specific location and hyperlink to the exact location of currently adopted content
New standard, no current content

Description of the specific location and hyperlink to the exact location of the proposed new content
Detective Time: Problem Solving Skills: Screen 3
<https://www.typing.com/student/lesson/216626/detective-time-problem-solving-skills#3>

Screenshot of Currently Adopted Content

New standard, no current content

Screenshot of Proposed New Content



Update to Content Accepted by SRP

(SE)(Breakout(s)) and (Citation Type(s))

(3)(A)(iv) Activity

Description of the specific location and hyperlink to the exact location of currently adopted content

New standard, no current content

Description of the specific location and hyperlink to the exact location of the proposed new content

Detective Time: Problem Solving Skills: Screen 3

<https://www.typing.com/student/lesson/216626/detective-time-problem-solving-skills#3>

Screenshot of Currently Adopted Content

New standard, no current content

Screenshot of Proposed New Content



(SE)(Breakout(s)) and (Citation Type(s))

(3)(A)(iv) Activity

Description of the specific location and hyperlink to the exact location of currently adopted content

New standard, no current content

Description of the specific location and hyperlink to the exact location of the proposed new content

Detective Time: Reflection: Screen 2

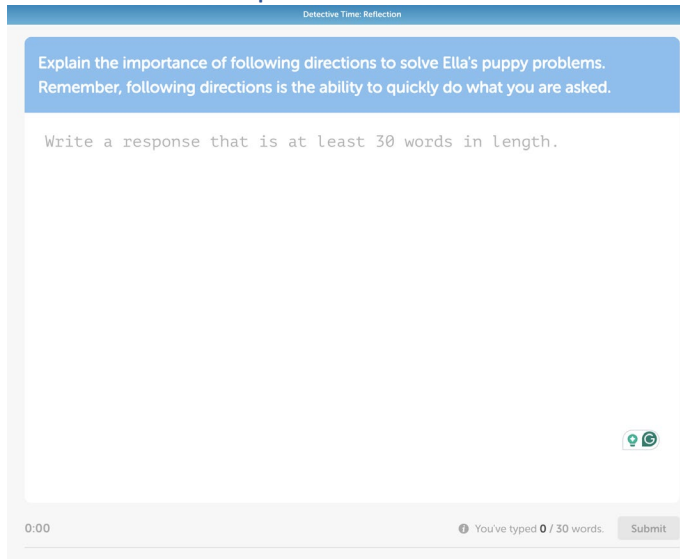
<https://www.typing.com/student/lesson/216871/detective-time-reflection#2>

Screenshot of Currently Adopted Content

New standard, no current content

Update to Content Accepted by SRP

Screenshot of Proposed New Content



(SE)(Breakout(s)) and (Citation Type(s))

(3)(A)(v) Narrative

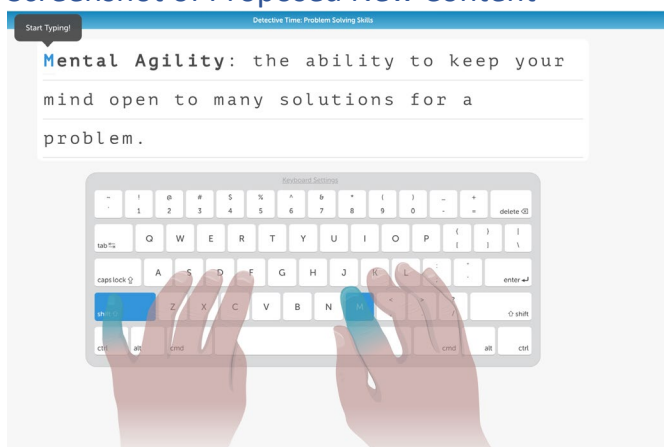
Description of the specific location and hyperlink to the exact location of currently adopted content
New standard, no current content

Description of the specific location and hyperlink to the exact location of the proposed new content
Detective Time: Problem Solving Skills: Screen 2
<https://www.typing.com/student/lesson/216626/detective-time-problem-solving-skills#2>

Screenshot of Currently Adopted Content

New standard, no current content

Screenshot of Proposed New Content



Update to Content Accepted by SRP

(SE)(Breakout(s)) and (Citation Type(s))

(3)(A)(v) Activity

Description of the specific location and hyperlink to the exact location of currently adopted content

New standard, no current content

Description of the specific location and hyperlink to the exact location of the proposed new content

Detective Time: Problem Solving Skills: Screen 2

<https://www.typing.com/student/lesson/216626/detective-time-problem-solving-skills#2>

Screenshot of Currently Adopted Content

New standard, no current content

Screenshot of Proposed New Content



(SE)(Breakout(s)) and (Citation Type(s))

(3)(A)(v) Activity

Description of the specific location and hyperlink to the exact location of currently adopted content

New standard, no current content

Description of the specific location and hyperlink to the exact location of the proposed new content

Detective Time: Reflection: Screen 1

<https://www.typing.com/student/lesson/216871/detective-time-reflection#1>

Screenshot of Currently Adopted Content

New standard, no current content

Update to Content Accepted by SRP

Screenshot of Proposed New Content

Detective Time: Reflection

Explain the importance of using mental agility to solve Ella's puppy problems.
Remember, mental agility is making connections between problems and solutions.

Write a response that is at least 30 words in length.

0:00 You've typed 0 / 30 words. Submit

The screenshot shows a digital writing interface. At the top, there is a blue header with the text 'Detective Time: Reflection'. Below this is a blue instruction box containing the prompt: 'Explain the importance of using mental agility to solve Ella's puppy problems. Remember, mental agility is making connections between problems and solutions.' Underneath the instruction box is a large white text area with the instruction 'Write a response that is at least 30 words in length.' At the bottom of the text area, there is a small green icon with a speech bubble and a refresh symbol. Below the text area is a grey footer bar containing a timer '0:00', a word count 'You've typed 0 / 30 words.', and a 'Submit' button.

(SE)(Breakout(s)) and (Citation Type(s))

(3)(A)(vi) Narrative

Description of the specific location and hyperlink to the exact location of currently adopted content

New standard, no current content

Description of the specific location and hyperlink to the exact location of the proposed new content

Detective Time: Problem Solving Skills: Screen 4

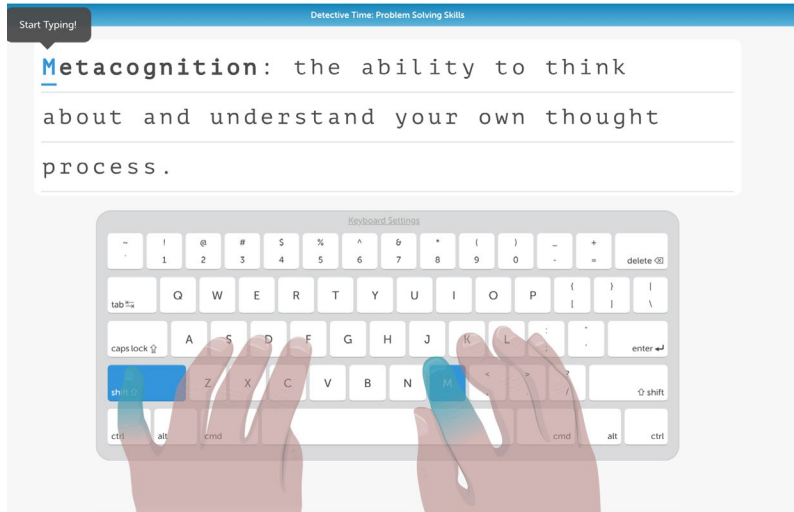
<https://www.typing.com/student/lesson/216626/detective-time-problem-solving-skills#4>

Screenshot of Currently Adopted Content

New standard, no current content

Update to Content Accepted by SRP

Screenshot of Proposed New Content



(SE)(Breakout(s)) and (Citation Type(s)) (3)(A)(vi) Activity

Description of the specific location and hyperlink to the exact location of currently adopted content
New standard, no current content

Description of the specific location and hyperlink to the exact location of the proposed new content
Detective Time: Problem Solving Skills: Screen 4
<https://www.typing.com/student/lesson/216626/detective-time-problem-solving-skills#4>

Screenshot of Currently Adopted Content

New standard, no current content

Screenshot of Proposed New Content



Update to Content Accepted by SRP

(SE)(Breakout(s)) and (Citation Type(s))

(3)(A)(vi) Activity

Description of the specific location and hyperlink to the exact location of currently adopted content

New standard, no current content

Description of the specific location and hyperlink to the exact location of the proposed new content

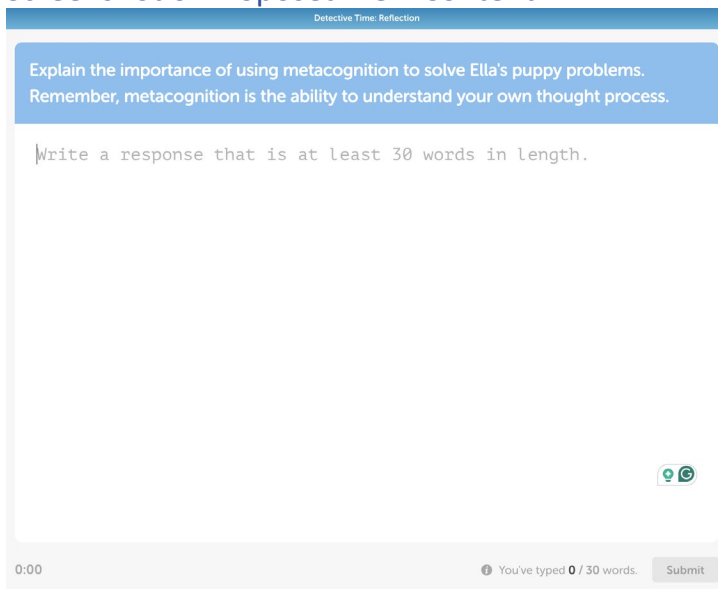
Detective Time: Reflection: Screen 3

<https://www.typing.com/student/lesson/216871/detective-time-reflection#3>

Screenshot of Currently Adopted Content

New standard, no current content

Screenshot of Proposed New Content



The screenshot shows a typing lesson interface. At the top, it says "Detective Time: Reflection". Below that, a blue box contains the text: "Explain the importance of using metacognition to solve Ella's puppy problems. Remember, metacognition is the ability to understand your own thought process." Below the blue box is a text input area with the prompt: "Write a response that is at least 30 words in length." At the bottom of the interface, there is a timer showing "0:00", a word count "You've typed 0 / 30 words.", and a "Submit" button.

(SE)(Breakout(s)) and (Citation Type(s))

(3)(A)(vii) Narrative

Description of the specific location and hyperlink to the exact location of currently adopted content

New standard, no current content

Description of the specific location and hyperlink to the exact location of the proposed new content

Detective Time: Problem Solving Skills: Screen 6

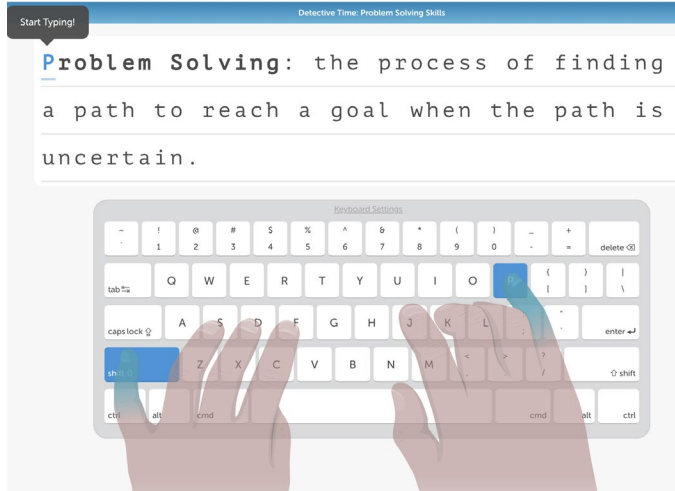
<https://www.typing.com/student/lesson/216626/detective-time-problem-solving-skills#6>

Update to Content Accepted by SRP

Screenshot of Currently Adopted Content

New standard, no current content

Screenshot of Proposed New Content



(SE)(Breakout(s)) and (Citation Type(s))

(3)(A)(vii) Activity

Description of the specific location and hyperlink to the exact location of currently adopted content

New standard, no current content

Description of the specific location and hyperlink to the exact location of the proposed new content

Detective Time: Problem Solving Skills: Screen 6

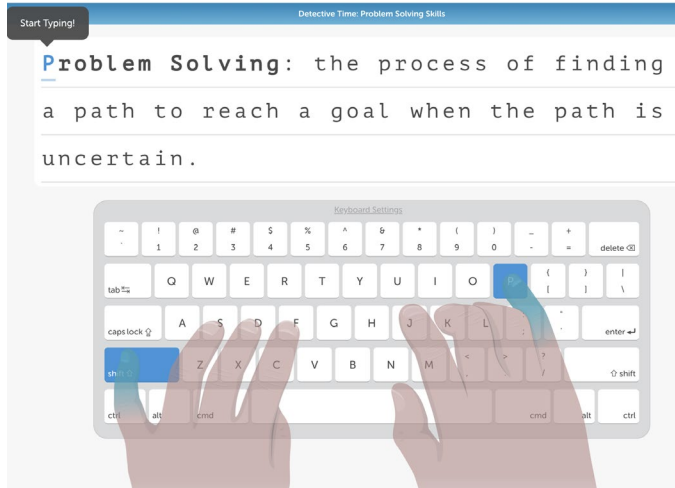
<https://www.typing.com/student/lesson/216626/detective-time-problem-solving-skills#6>

Screenshot of Currently Adopted Content

New standard, no current content

Screenshot of Proposed New Content

Update to Content Accepted by SRP



(SE)(Breakout(s)) and (Citation Type(s))

(3)(A)(vii) Narrative

Description of the specific location and hyperlink to the exact location of currently adopted content
New standard, no current content

Description of the specific location and hyperlink to the exact location of the proposed new content

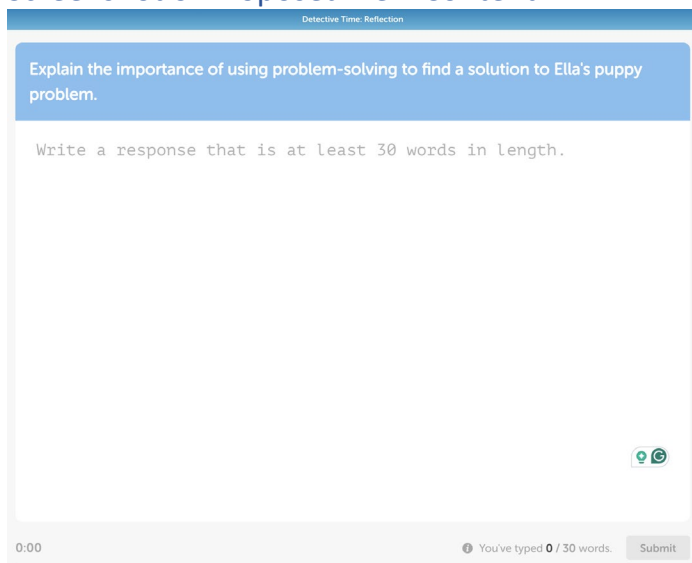
Detective Time: Reflection: Screen 6

<https://www.typing.com/student/lesson/216871/detective-time-reflection#6>

Screenshot of Currently Adopted Content

New standard, no current content

Screenshot of Proposed New Content



(SE)(Breakout(s)) and (Citation Type(s))

Update to Content Accepted by SRP

(3)(A)(vii) Activity

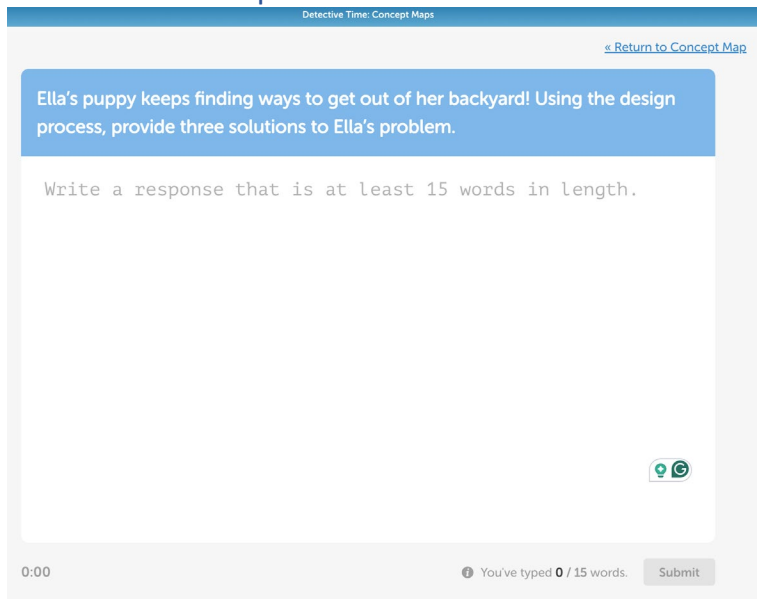
Description of the specific location and hyperlink to the exact location of currently adopted content
New standard, no current content

Description of the specific location and hyperlink to the exact location of the proposed new content
Detective Time: Concept Maps: Screen 2 (Brainstorm Solutions)
<https://www.typing.com/student/lesson/212718/detective-time-concept-maps#2>

Screenshot of Currently Adopted Content

New standard, no current content

Screenshot of Proposed New Content



The screenshot shows a web-based typing lesson interface. At the top, it says 'Detective Time: Concept Maps' and has a link to 'Return to Concept Map'. The main content area has a blue header with the text: 'Ella's puppy keeps finding ways to get out of her backyard! Using the design process, provide three solutions to Ella's problem.' Below this is a text input area with the instruction: 'Write a response that is at least 15 words in length.' At the bottom of the input area, there is a 'Submit' button and a status indicator that says 'You've typed 0 / 15 words.' There is also a timer showing '0:00'.

(SE)(Breakout(s)) and (Citation Type(s))

(3)(A)(viii) Narrative

Description of the specific location and hyperlink to the exact location of currently adopted content
New standard, no current content

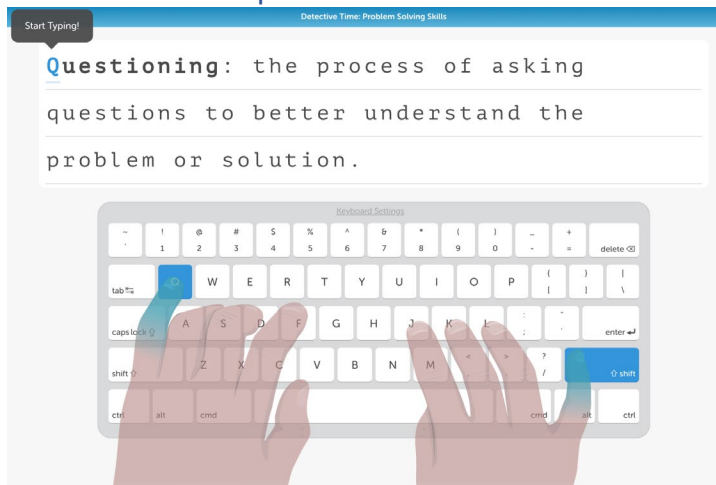
Description of the specific location and hyperlink to the exact location of the proposed new content
Detective Time: Problem Solving Skills: Screen 5
<https://www.typing.com/student/lesson/216626/detective-time-problem-solving-skills#5>

Screenshot of Currently Adopted Content

New standard, no current content

Update to Content Accepted by SRP

Screenshot of Proposed New Content



(SE)(Breakout(s)) and (Citation Type(s)) **(3)(A)(viii) Activity**

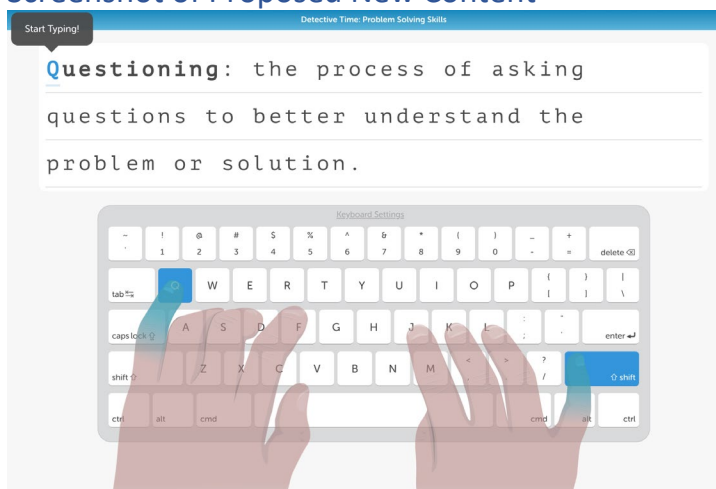
Description of the specific location and hyperlink to the exact location of currently adopted content
New standard, no current content

Description of the specific location and hyperlink to the exact location of the proposed new content
Detective Time: Problem Solving Skills: Screen 5
<https://www.typing.com/student/lesson/216626/detective-time-problem-solving-skills#5>

Screenshot of Currently Adopted Content

New standard, no current content

Screenshot of Proposed New Content



Update to Content Accepted by SRP

(SE)(Breakout(s)) and (Citation Type(s))

(3)(A)(viii) Activity

Description of the specific location and hyperlink to the exact location of currently adopted content

New standard, no current content

Description of the specific location and hyperlink to the exact location of the proposed new content

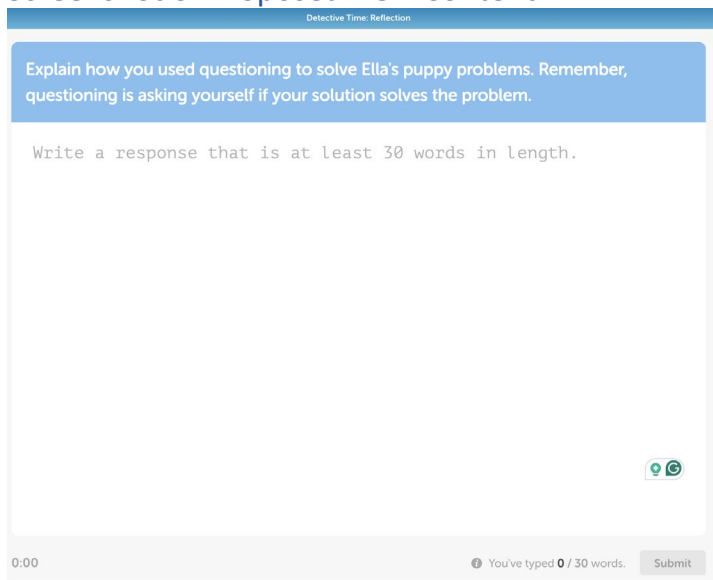
Detective Time: Reflection: Screen 5

<https://www.typing.com/student/lesson/216871/detective-time-reflection#5>

Screenshot of Currently Adopted Content

New standard, no current content

Screenshot of Proposed New Content



The screenshot shows a typing activity interface. At the top, it says "Detective Time: Reflection". Below that, a blue box contains the instruction: "Explain how you used questioning to solve Ella's puppy problems. Remember, questioning is asking yourself if your solution solves the problem." Below the instruction is a large white text area with the prompt: "Write a response that is at least 30 words in length." At the bottom of the interface, there is a timer showing "0:00", a word count "You've typed 0 / 30 words.", and a "Submit" button.

(SE)(Breakout(s)) and (Citation Type(s))

(3)(A)(viii) Activity

Description of the specific location and hyperlink to the exact location of currently adopted content

New standard, no current content

Description of the specific location and hyperlink to the exact location of the proposed new content

Detective Time: Concept Maps: Screen 3 (Choose a solution)

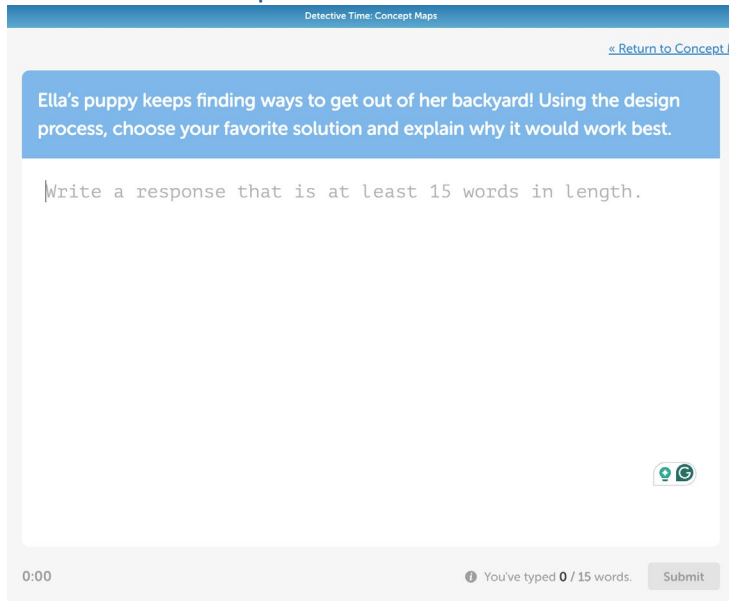
<https://www.typing.com/student/lesson/212718/detective-time-concept-maps#3>

Screenshot of Currently Adopted Content

New standard, no current content

Update to Content Accepted by SRP

Screenshot of Proposed New Content



Detective Time: Concept Maps

[Return to Concept /](#)

Ella's puppy keeps finding ways to get out of her backyard! Using the design process, choose your favorite solution and explain why it would work best.

Write a response that is at least 15 words in length.

0:00 You've typed 0 / 15 words.

(SE)(Breakout(s)) and (Citation Type(s))

(3)(A)(ix) Narrative

Description of the specific location and hyperlink to the exact location of currently adopted content

New standard, no current content

Description of the specific location and hyperlink to the exact location of the proposed new content

Detective Time: Problem Solving Skills: Screen 1

<https://www.typing.com/student/lesson/216626/detective-time-problem-solving-skills#1>

Screenshot of Currently Adopted Content

New standard, no current content

Screenshot of Proposed New Content

Update to Content Accepted by SRP

Detective Time: Problem Solving Skills

Effective communication: the ability to talk about your ideas, listen to other people, and understand how to respond. You can practice this when you are

A screenshot of a 'Keyboard Settings' window. It shows a virtual keyboard with a blue highlight on the 'E' key. A hand is shown typing on the keyboard. The window title is 'Keyboard Settings'.

(SE)(Breakout(s)) and (Citation Type(s))

(3)(A)(ix) Activity

Description of the specific location and hyperlink to the exact location of currently adopted content

New standard, no current content

Description of the specific location and hyperlink to the exact location of the proposed new content

Detective Time: Problem Solving Skills: Screen 1

<https://www.typing.com/student/lesson/216626/detective-time-problem-solving-skills#1>

Screenshot of Currently Adopted Content

New standard, no current content

Screenshot of Proposed New Content

Update to Content Accepted by SRP



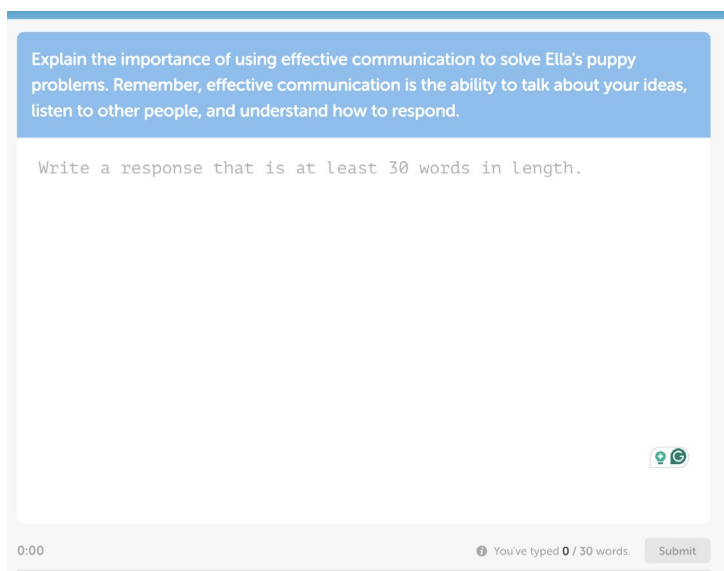
(SE)(Breakout(s)) and (Citation Type(s)) (3)(A)(ix) Activity

Description of the specific location and hyperlink to the exact location of currently adopted content
New standard, no current content

Description of the specific location and hyperlink to the exact location of the proposed new content
Detective Time: Reflection: Screen 4
<https://www.typing.com/student/lesson/216871/detective-time-reflection#4>

Screenshot of Currently Adopted Content
New standard, no current content

Screenshot of Proposed New Content



Update to Content Accepted by SRP

(SE)(Breakout(s)) and (Citation Type(s))

(3)(A)(ix) Activity

Description of the specific location and hyperlink to the exact location of currently adopted content

New standard, no current content

Description of the specific location and hyperlink to the exact location of the proposed new content

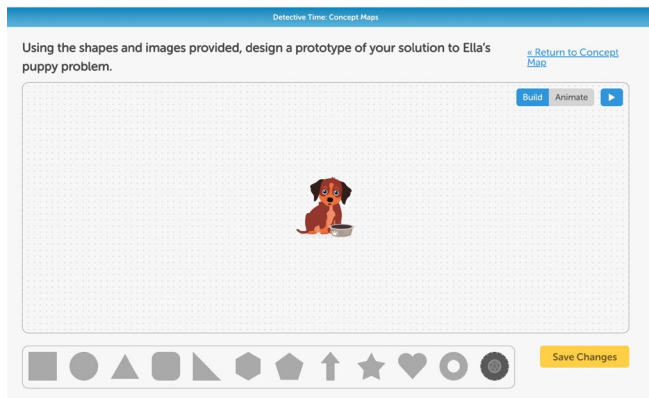
Detective Time: Concept Maps: Screen 4 (Design Your Solution)

<https://www.typing.com/student/lesson/212718/detective-time-concept-maps#4>

Screenshot of Currently Adopted Content

New standard, no current content

Screenshot of Proposed New Content



(SE)(Breakout(s)) and (Citation Type(s))

(3)(A)(x) Narrative

Description of the specific location and hyperlink to the exact location of currently adopted content

New standard, no current content

Description of the specific location and hyperlink to the exact location of the proposed new content

Detective Time: Problem Solving Skills: Screen 3

<https://www.typing.com/student/lesson/216626/detective-time-problem-solving-skills#3>

Screenshot of Currently Adopted Content

New standard, no current content

Update to Content Accepted by SRP

Screenshot of Proposed New Content



(SE)(Breakout(s)) and (Citation Type(s))

(3)(A)(x) Activity

Description of the specific location and hyperlink to the exact location of currently adopted content
New standard, no current content

Description of the specific location and hyperlink to the exact location of the proposed new content
Detective Time: Problem Solving Skills: Screen 3
<https://www.typing.com/student/lesson/216626/detective-time-problem-solving-skills#3>

Screenshot of Currently Adopted Content

New standard, no current content

Screenshot of Proposed New Content



Update to Content Accepted by SRP

(SE)(Breakout(s)) and (Citation Type(s))

(3)(A)(x) Activity

Description of the specific location and hyperlink to the exact location of currently adopted content

New standard, no current content

Description of the specific location and hyperlink to the exact location of the proposed new content

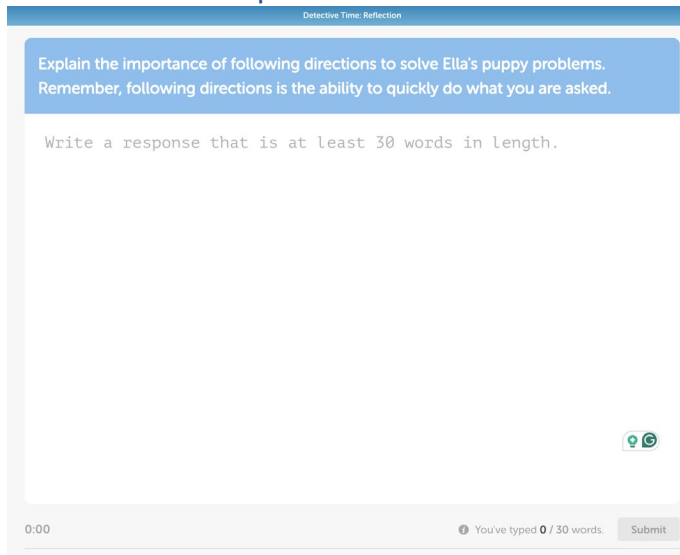
Detective Time: Reflection: Screen 2

<https://www.typing.com/student/lesson/216871/detective-time-reflection#2>

Screenshot of Currently Adopted Content

New standard, no current content

Screenshot of Proposed New Content



The screenshot shows a typing activity interface. At the top, it says "Detective Time: Reflection". Below that, a blue box contains the text: "Explain the importance of following directions to solve Ella's puppy problems. Remember, following directions is the ability to quickly do what you are asked." Below the blue box, it says "Write a response that is at least 30 words in length." At the bottom of the interface, there is a timer showing "0:00", a progress indicator "You've typed 0 / 30 words.", and a "Submit" button.

(SE)(Breakout(s)) and (Citation Type(s))

(3)(A)(x) Activity

Description of the specific location and hyperlink to the exact location of currently adopted content

New standard, no current content

Description of the specific location and hyperlink to the exact location of the proposed new content

Detective Time: Reflection: Screen 2

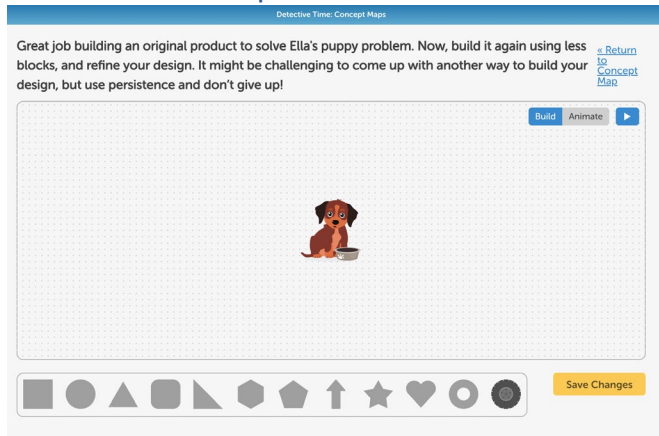
<https://www.typing.com/student/lesson/212718/detective-time-concept-maps#5>

Screenshot of Currently Adopted Content

New standard, no current content

Update to Content Accepted by SRP

Screenshot of Proposed New Content



(SE)(Breakout(s)) and (Citation Type(s))

(3)(A)(xi) Narrative

Description of the specific location and hyperlink to the exact location of currently adopted content

New standard, no current content

Description of the specific location and hyperlink to the exact location of the proposed new content

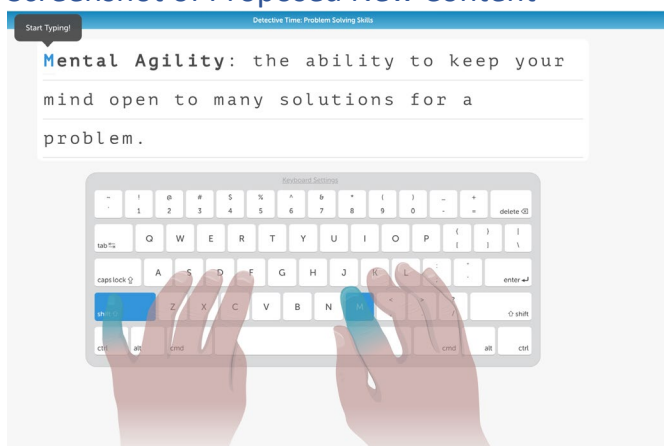
Detective Time: Problem Solving Skills: Screen 2

<https://www.typing.com/student/lesson/216626/detective-time-problem-solving-skills#2>

Screenshot of Currently Adopted Content

New standard, no current content

Screenshot of Proposed New Content



(SE)(Breakout(s)) and (Citation Type(s))

(3)(A)(xi) Activity

Update to Content Accepted by SRP

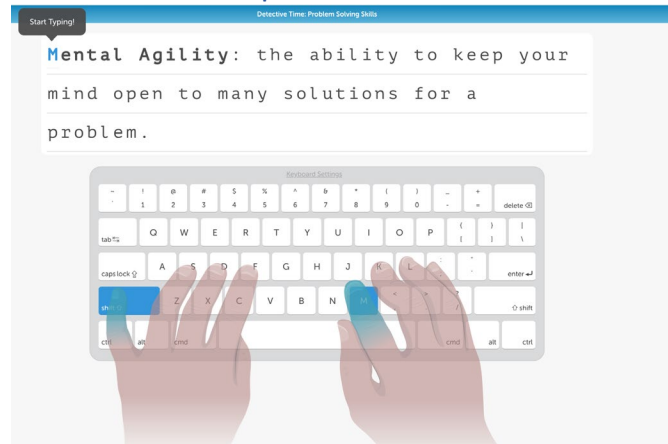
Description of the specific location and hyperlink to the exact location of currently adopted content
New standard, no current content

Description of the specific location and hyperlink to the exact location of the proposed new content
Detective Time: Problem Solving Skills: Screen 2
<https://www.typing.com/student/lesson/216626/detective-time-problem-solving-skills#2>

Screenshot of Currently Adopted Content

New standard, no current content

Screenshot of Proposed New Content



(SE)(Breakout(s)) and (Citation Type(s))

(3)(A)(xi) Activity

Description of the specific location and hyperlink to the exact location of currently adopted content
New standard, no current content

Description of the specific location and hyperlink to the exact location of the proposed new content
Detective Time: Reflection: Screen 1
<https://www.typing.com/student/lesson/216871/detective-time-reflection#1>

Screenshot of Currently Adopted Content

New standard, no current content

Update to Content Accepted by SRP

Screenshot of Proposed New Content

Detective Time: Reflection

Explain the importance of using mental agility to solve Ella's puppy problems. Remember, mental agility is making connections between problems and solutions.

Write a response that is at least 30 words in length.

0:00 You've typed 0 / 30 words. Submit

This screenshot shows a digital writing prompt. At the top, a blue header reads 'Detective Time: Reflection'. Below it, a blue box contains the instruction: 'Explain the importance of using mental agility to solve Ella's puppy problems. Remember, mental agility is making connections between problems and solutions.' Underneath is a large white text area with the prompt: 'Write a response that is at least 30 words in length.' At the bottom of the text area are two small circular icons. Below the text area, a status bar shows a timer at '0:00', a word count 'You've typed 0 / 30 words.', and a 'Submit' button.

(SE)(Breakout(s)) and (Citation Type(s)) **(3)(A)(xi) Activity**

Description of the specific location and hyperlink to the exact location of currently adopted content
New standard, no current content

Description of the specific location and hyperlink to the exact location of the proposed new content
Detective Time: Concept Maps: Screen 5 (Redesign your solution)
<https://www.typing.com/student/lesson/212718/detective-time-concept-maps#5>

Screenshot of Currently Adopted Content

New standard, no current content

Screenshot of Proposed New Content

Detective Time: Concept Maps

Great job building an original product to solve Ella's puppy problem. Now, build it again using less blocks, and refine your design. It might be challenging to come up with another way to build your design, but use persistence and don't give up!

Build Animate

Return to Concept Map

Save Changes

This screenshot shows a digital concept map activity. At the top, a blue header reads 'Detective Time: Concept Maps'. Below it, a text box contains the instruction: 'Great job building an original product to solve Ella's puppy problem. Now, build it again using less blocks, and refine your design. It might be challenging to come up with another way to build your design, but use persistence and don't give up!' To the right of this text is a link: 'Return to Concept Map'. Below the text is a large grid area with a small illustration of a brown puppy sitting on a bowl. Above the grid are two buttons: 'Build' and 'Animate'. Below the grid is a toolbar with various geometric shapes (square, circle, triangle, rectangle, hexagon, pentagon, arrow, star, heart, circle with dot) and a 'Save Changes' button.

Update to Content Accepted by SRP

(SE)(Breakout(s)) and (Citation Type(s))

(3)(A)(xii) Narrative

Description of the specific location and hyperlink to the exact location of currently adopted content

New standard, no current content

Description of the specific location and hyperlink to the exact location of the proposed new content

Detective Time: Problem Solving Skills: Screen 4

<https://www.typing.com/student/lesson/216626/detective-time-problem-solving-skills#4>

Screenshot of Currently Adopted Content

New standard, no current content

Screenshot of Proposed New Content



(SE)(Breakout(s)) and (Citation Type(s))

(3)(A)(xii) Activity

Description of the specific location and hyperlink to the exact location of currently adopted content

New standard, no current content

Description of the specific location and hyperlink to the exact location of the proposed new content

Detective Time: Problem Solving Skills: Screen 4

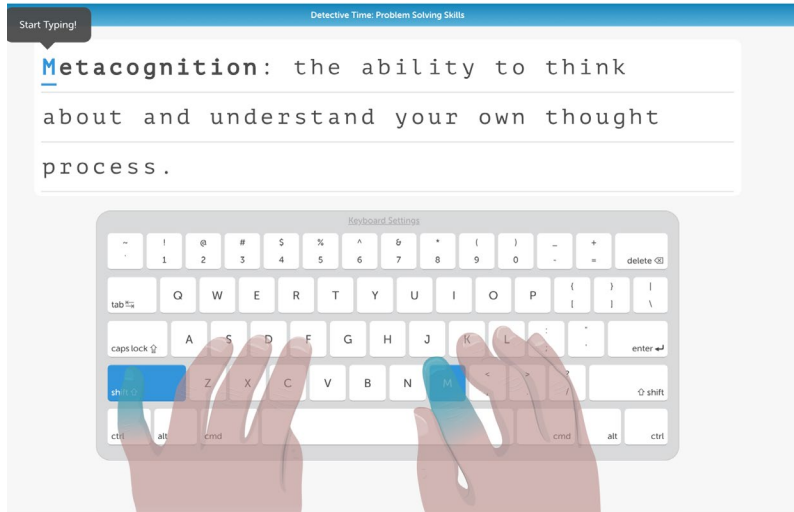
<https://www.typing.com/student/lesson/216626/detective-time-problem-solving-skills#4>

Screenshot of Currently Adopted Content

New standard, no current content

Update to Content Accepted by SRP

Screenshot of Proposed New Content



(SE)(Breakout(s)) and (Citation Type(s)) (3)(A)(xii) Activity

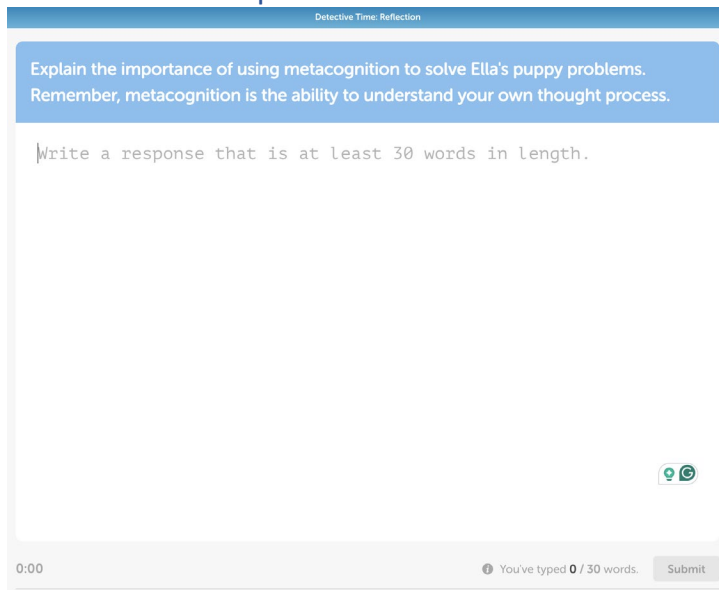
Description of the specific location and hyperlink to the exact location of currently adopted content
New standard, no current content

Description of the specific location and hyperlink to the exact location of the proposed new content
Detective Time: Reflection: Screen 3
<https://www.typing.com/student/lesson/216871/detective-time-reflection#3>

Screenshot of Currently Adopted Content New standard, no current content

Update to Content Accepted by SRP

Screenshot of Proposed New Content



Detective Time: Reflection

Explain the importance of using metacognition to solve Ella's puppy problems.
Remember, metacognition is the ability to understand your own thought process.

Write a response that is at least 30 words in length.

0:00 You've typed 0 / 30 words. Submit

(SE)(Breakout(s)) and (Citation Type(s))

(3)(B)(i) Narrative

Description of the specific location and hyperlink to the exact location of currently adopted content

New standard, no current content

Description of the specific location and hyperlink to the exact location of the proposed new content

Detective Time: Concept Maps: Screen 2 (brainstorm solutions)

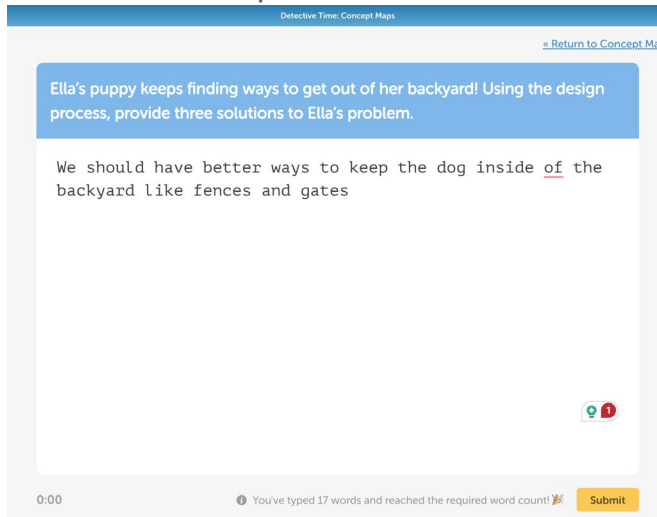
<https://www.typing.com/student/lesson/212718/detective-time-concept-maps#2>

Screenshot of Currently Adopted Content

New standard, no current content

Update to Content Accepted by SRP

Screenshot of Proposed New Content



(SE)(Breakout(s)) and (Citation Type(s))

(3)(B)(i) Activity

Description of the specific location and hyperlink to the exact location of currently adopted content

New standard, no current content

Description of the specific location and hyperlink to the exact location of the proposed new content

Detective Time: Concept Maps: Screen 2 (brainstorm solutions)

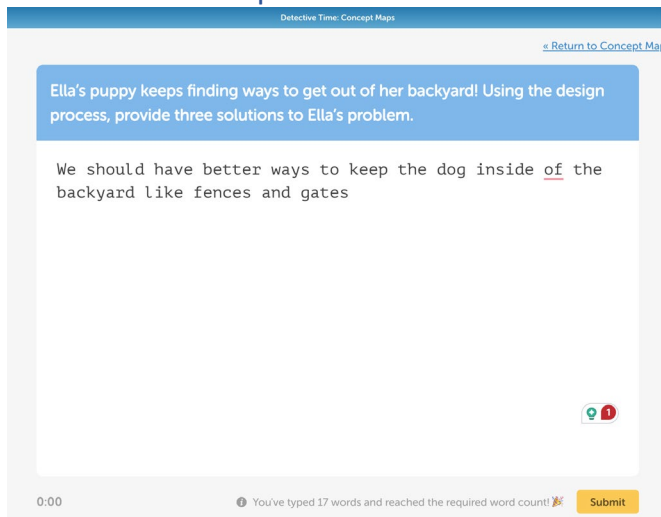
<https://www.typing.com/student/lesson/212718/detective-time-concept-maps#2>

Screenshot of Currently Adopted Content

New standard, no current content

Update to Content Accepted by SRP

Screenshot of Proposed New Content



(SE)(Breakout(s)) and (Citation Type(s))

(3)(B)(i) Narrative

Description of the specific location and hyperlink to the exact location of currently adopted content

New standard, no current content

Description of the specific location and hyperlink to the exact location of the proposed new content

Detective Time: Concept Maps: Screen 3 (choose a solution)

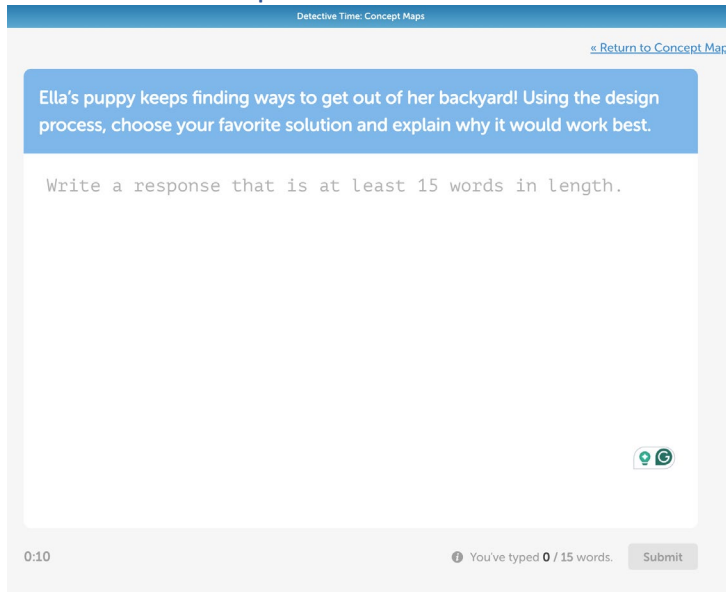
<https://www.typing.com/student/lesson/212718/detective-time-concept-maps#3>

Screenshot of Currently Adopted Content

New standard, no current content

Update to Content Accepted by SRP

Screenshot of Proposed New Content



Detective Time: Concept Maps

[« Return to Concept Map](#)

Ella's puppy keeps finding ways to get out of her backyard! Using the design process, choose your favorite solution and explain why it would work best.

Write a response that is at least 15 words in length.

0:10

You've typed 0 / 15 words.

(SE)(Breakout(s)) and (Citation Type(s))

(3)(B)(i) Activity

Description of the specific location and hyperlink to the exact location of currently adopted content

New standard, no current content

Description of the specific location and hyperlink to the exact location of the proposed new content

Detective Time: Concept Maps: Screen 3 (choose a solution)

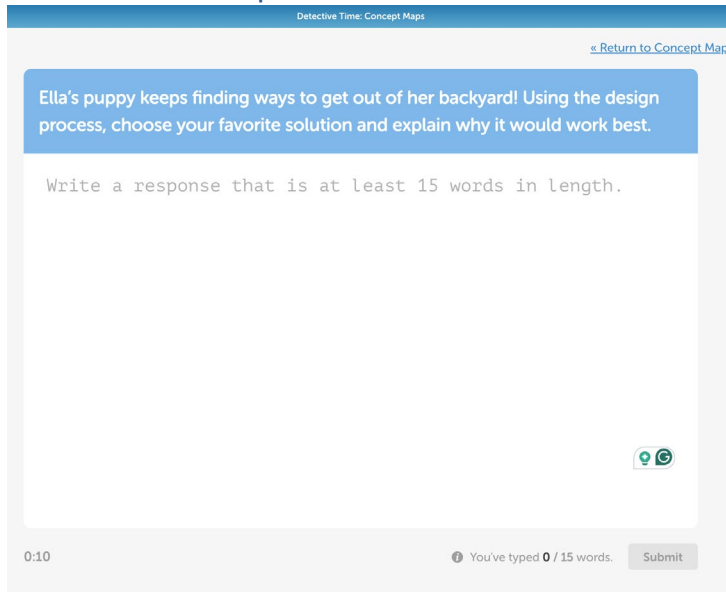
<https://www.typing.com/student/lesson/212718/detective-time-concept-maps#3>

Screenshot of Currently Adopted Content

New standard, no current content

Update to Content Accepted by SRP

Screenshot of Proposed New Content



Detective Time: Concept Maps

[« Return to Concept Map](#)

Ella's puppy keeps finding ways to get out of her backyard! Using the design process, choose your favorite solution and explain why it would work best.

Write a response that is at least 15 words in length.

0:10 You've typed 0 / 15 words.

(SE)(Breakout(s)) and (Citation Type(s))

(3)(B)(i) Narrative

Description of the specific location and hyperlink to the exact location of currently adopted content

New standard, no current content

Description of the specific location and hyperlink to the exact location of the proposed new content

Planning for Success: Screen 1 intro

<https://www.typing.com/student/lesson/216876/planning-for-success>

Screenshot of Currently Adopted Content

New standard, no current content

Update to Content Accepted by SRP

Screenshot of Proposed New Content

The screenshot shows a lesson page with a blue header bar containing the text 'Planning for Success'. Below the header is a white box with the title 'Planning for Success: Mastering Our Time'. The text inside the white box reads: 'When we have big problems to solve, it's super important to make a plan. Making a good plan can help a lot. In this lesson, we'll work together to build a plan to tackle a tricky problem all kids face: managing our time. Think about it. We have school work, hobbies, sports, and time with friends. Juggling all these can be really tough. Learning how to build a plan can help simplify any difficult problem. For this lesson, we'll work as a team to think up ways to manage our time better. We'll pick our favorite idea and then draw a picture to show how it will help us. We'll also make a cool timeline to show how long we think it will take to make our idea work.' Below the white box is a blue box with white text: 'By completing this lesson we'll learn lots of useful stuff. We'll learn how to chop big problems into smaller, easier pieces. We'll learn to spot good and bad points in our ideas. We'll learn how to make a timeline to show what we need to do and when. These skills are super useful in solving problems, and they can help us do great in school and in life!' At the bottom of the blue box is a yellow button with the text 'Download Lesson'.

(SE)(Breakout(s)) and (Citation Type(s))

(3)(B)(i) Activity

Description of the specific location and hyperlink to the exact location of currently adopted content

New standard, no current content

Description of the specific location and hyperlink to the exact location of the proposed new content

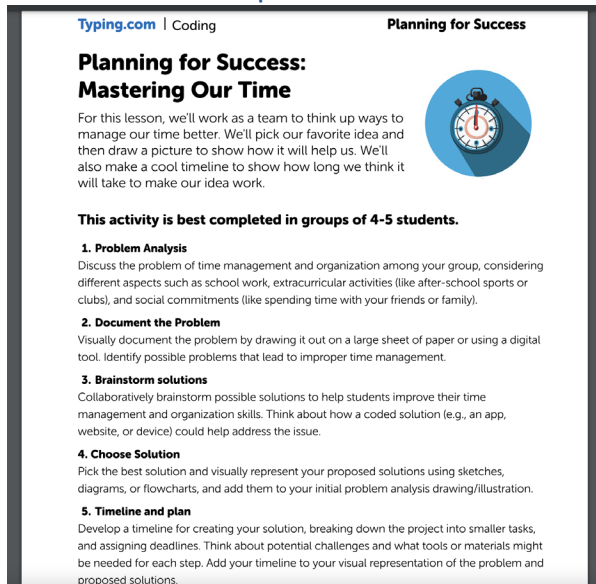
Planning for Success: PDF activity (click "download lesson" to access)

<https://www.typing.com/student/lesson/216876/planning-for-success>

Screenshot of Currently Adopted Content

New standard, no current content

Screenshot of Proposed New Content



The screenshot shows a lesson page from Typing.com. At the top left, it says 'Typing.com | Coding' and 'Planning for Success'. The main title is 'Planning for Success: Mastering Our Time'. Below the title is an illustration of a clock. The text describes a lesson where students work in teams to manage their time better. It includes five numbered steps: 1. Problem Analysis, 2. Document the Problem, 3. Brainstorm solutions, 4. Choose Solution, and 5. Timeline and plan. Each step has a brief description of the activity.

(SE)(Breakout(s)) and (Citation Type(s))

(3)(B)(ii) Narrative

Description of the specific location and hyperlink to the exact location of currently adopted content

New standard, no current content

Description of the specific location and hyperlink to the exact location of the proposed new content

Detective Time: Concept Maps: Screen 5 (Redesign your solution)

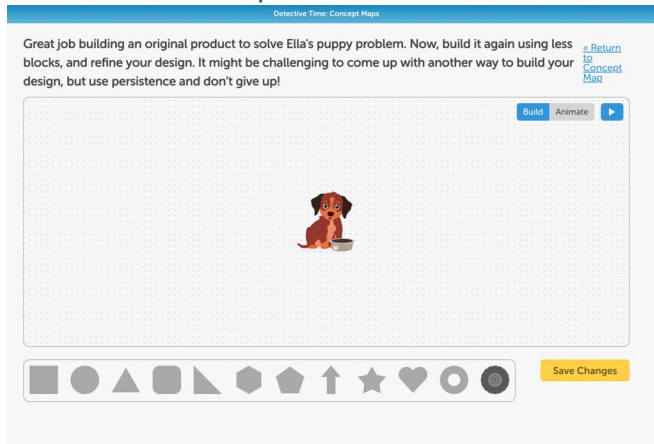
<https://www.typing.com/student/lesson/212718/detective-time-concept-maps#5>

Screenshot of Currently Adopted Content

New standard, no current content

Update to Content Accepted by SRP

Screenshot of Proposed New Content



(SE)(Breakout(s)) and (Citation Type(s))

(3)(B)(ii) Activity

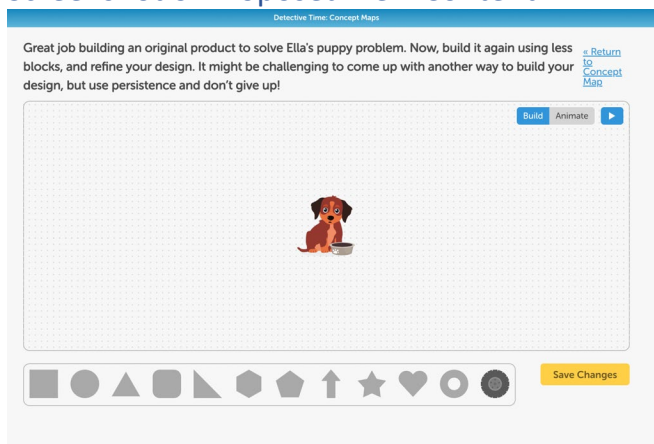
Description of the specific location and hyperlink to the exact location of currently adopted content
New standard, no current content

Description of the specific location and hyperlink to the exact location of the proposed new content
Detective Time: Concept Maps: Screen 5 (Redesign your solution)
<https://www.typing.com/student/lesson/212718/detective-time-concept-maps#5>

Screenshot of Currently Adopted Content

New standard, no current content

Screenshot of Proposed New Content



Update to Content Accepted by SRP

(SE)(Breakout(s)) and (Citation Type(s))

(3)(B)(ii) Narrative

Description of the specific location and hyperlink to the exact location of currently adopted content

New standard, no current content

Description of the specific location and hyperlink to the exact location of the proposed new content

Planning for Success: Screen 1 intro

<https://www.typing.com/student/lesson/216876/planning-for-success>

Screenshot of Currently Adopted Content

New standard, no current content

Screenshot of Proposed New Content

Planning for Success

Planning for Success: Mastering Our Time

When we have big problems to solve, it's super important to make a plan. Making a good plan can help a lot. In this lesson, we'll work together to build a plan to tackle a tricky problem all kids face: managing our time.

Think about it. We have school work, hobbies, sports, and time with friends. Juggling all these can be really tough. Learning how to build a plan can help simplify any difficult problem.

For this lesson, we'll work as a team to think up ways to manage our time better. We'll pick our favorite idea and then draw a picture to show how it will help us. We'll also make a cool timeline to show how long we think it will take to make our idea work.

By completing this lesson we'll learn lots of useful stuff. We'll learn how to chop big problems into smaller, easier pieces. We'll learn to spot good and bad points in our ideas. We'll learn how to make a timeline to show what we need to do and when. These skills are super useful in solving problems, and they can help us do great in school and in life!

Download Lesson

(SE)(Breakout(s)) and (Citation Type(s))

(3)(B)(ii) Activity

Description of the specific location and hyperlink to the exact location of currently adopted content

New standard, no current content

Description of the specific location and hyperlink to the exact location of the proposed new content

Planning for Success: PDF activity (click "download lesson" to access)

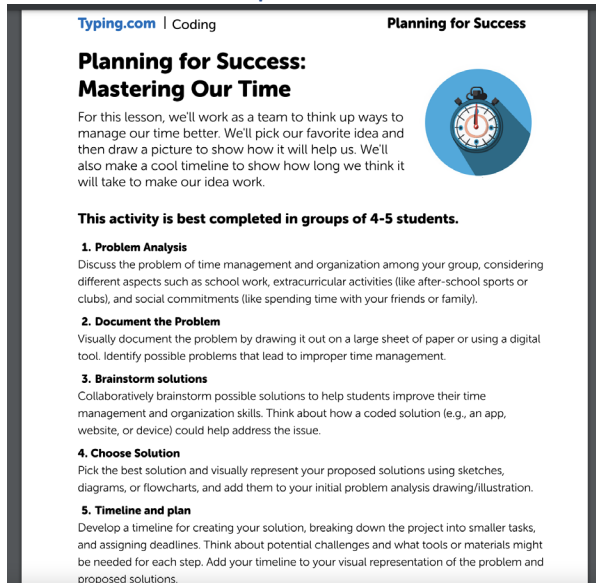
<https://www.typing.com/student/lesson/216876/planning-for-success>

Update to Content Accepted by SRP

Screenshot of Currently Adopted Content

New standard, no current content


Screenshot of Proposed New Content



Typing.com | Coding **Planning for Success**

Planning for Success: Mastering Our Time

For this lesson, we'll work as a team to think up ways to manage our time better. We'll pick our favorite idea and then draw a picture to show how it will help us. We'll also make a cool timeline to show how long we think it will take to make our idea work.



This activity is best completed in groups of 4-5 students.

- 1. Problem Analysis**
Discuss the problem of time management and organization among your group, considering different aspects such as school work, extracurricular activities (like after-school sports or clubs), and social commitments (like spending time with your friends or family).
- 2. Document the Problem**
Visually document the problem by drawing it out on a large sheet of paper or using a digital tool. Identify possible problems that lead to improper time management.
- 3. Brainstorm solutions**
Collaboratively brainstorm possible solutions to help students improve their time management and organization skills. Think about how a coded solution (e.g., an app, website, or device) could help address the issue.
- 4. Choose Solution**
Pick the best solution and visually represent your proposed solutions using sketches, diagrams, or flowcharts, and add them to your initial problem analysis drawing/illustration.
- 5. Timeline and plan**
Develop a timeline for creating your solution, breaking down the project into smaller tasks, and assigning deadlines. Think about potential challenges and what tools or materials might be needed for each step. Add your timeline to your visual representation of the problem and proposed solutions.

(SE)(Breakout(s)) and (Citation Type(s))

(4)(A)(i) Narrative

Description of the specific location and hyperlink to the exact location of currently adopted content

New standard, no current content

Description of the specific location and hyperlink to the exact location of the proposed new content

Emerging Technology: Part 1: Intro screen (all sections)

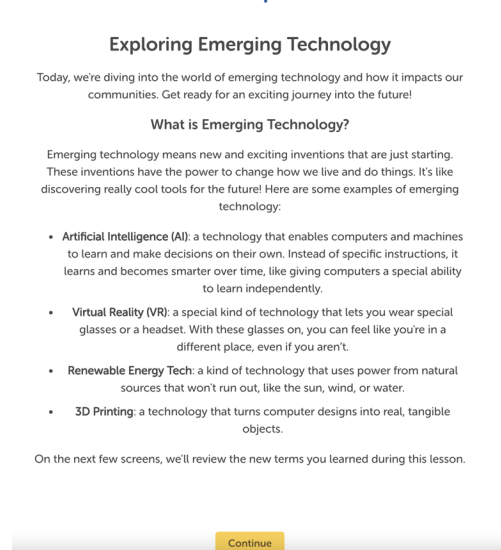
<https://www.typing.com/student/lesson/216521/exploring-emerging-technology-part-1#1>

Screenshot of Currently Adopted Content

New standard, no current content

Update to Content Accepted by SRP

Screenshot of Proposed New Content



(SE)(Breakout(s)) and (Citation Type(s))

(4)(A)(i) Activity

Description of the specific location and hyperlink to the exact location of currently adopted content

New standard, no current content

Description of the specific location and hyperlink to the exact location of the proposed new content

Emerging Technology: Part 2: Question 1

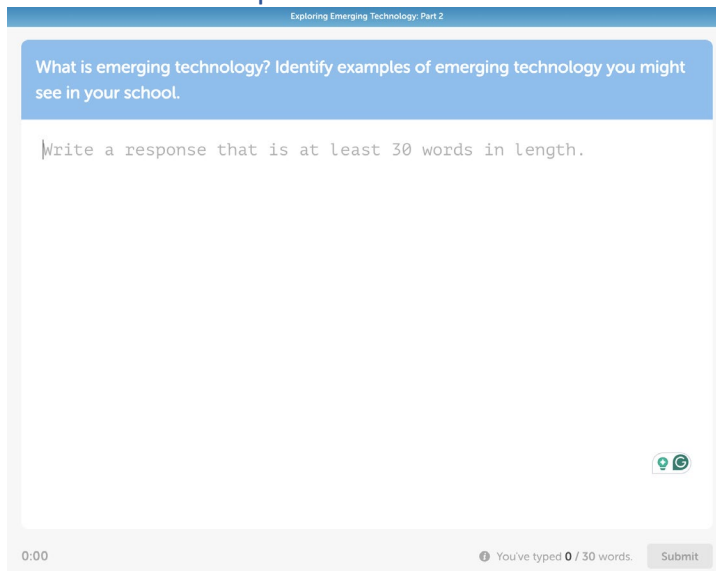
<https://www.typing.com/student/lesson/216672/exploring-emerging-technology-part-2#1>

Screenshot of Currently Adopted Content

New standard, no current content

Update to Content Accepted by SRP

Screenshot of Proposed New Content



Exploring Emerging Technology: Part 2

What is emerging technology? Identify examples of emerging technology you might see in your school.

Write a response that is at least 30 words in length.

0:00 You've typed 0 / 30 words. Submit

(SE)(Breakout(s)) and (Citation Type(s))

(4)(A)(i) Activity

Description of the specific location and hyperlink to the exact location of currently adopted content

New standard, no current content

Description of the specific location and hyperlink to the exact location of the proposed new content

Emerging Technology: Part 2: Question 2

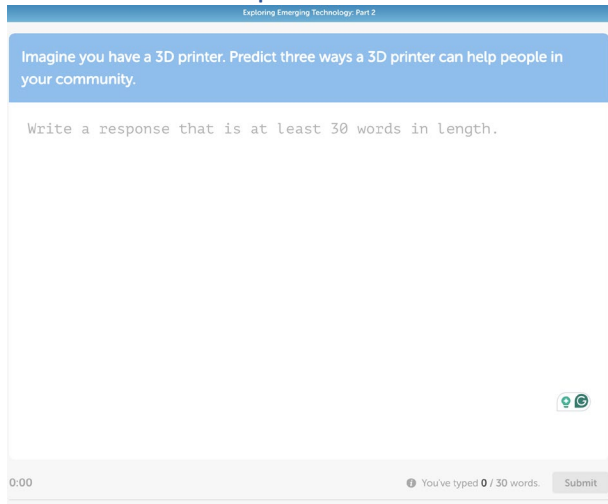
<https://www.typing.com/student/lesson/216672/exploring-emerging-technology-part-2#2>

Screenshot of Currently Adopted Content

New standard, no current content

Update to Content Accepted by SRP

Screenshot of Proposed New Content



Exploring Emerging Technology: Part 2

Imagine you have a 3D printer. Predict three ways a 3D printer can help people in your community.

Write a response that is at least 30 words in length.

0:00 You've typed 0 / 30 words. Submit

(SE)(Breakout(s)) and (Citation Type(s))

(12)(A)(i) Narrative

Description of the specific location and hyperlink to the exact location of currently adopted content

New standard, no current content

Description of the specific location and hyperlink to the exact location of the proposed new content

Virtual Systems: Intro: Screen 1 intro (all sections)

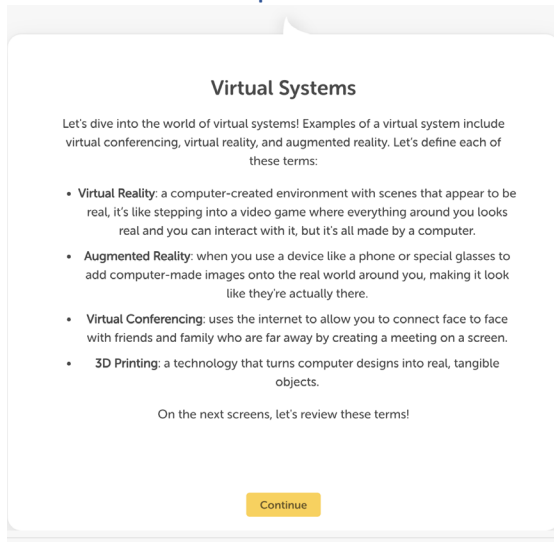
<https://www.typing.com/student/lesson/216715/virtual-systems-intro#1>

Screenshot of Currently Adopted Content

New standard, no current content

Update to Content Accepted by SRP

Screenshot of Proposed New Content



(SE)(Breakout(s)) and (Citation Type(s)) (12)(A)(i) Activity

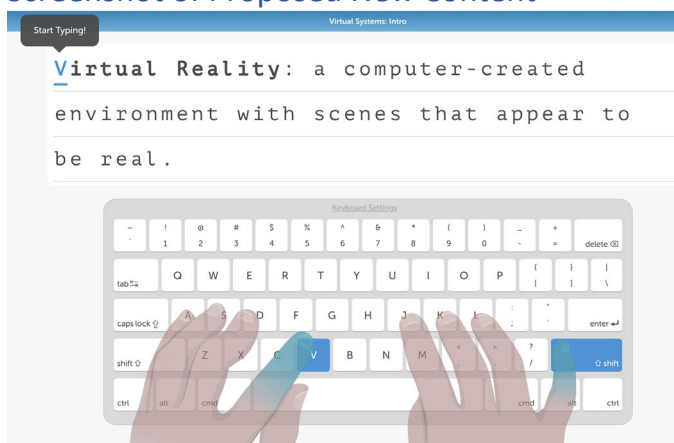
Description of the specific location and hyperlink to the exact location of currently adopted content
New standard, no current content

Description of the specific location and hyperlink to the exact location of the proposed new content
Virtual Systems: Intro: Screens 1-3 (press ctrl + shift+ ` to skip past typing screens)
<https://www.typing.com/student/lesson/216715/virtual-systems-intro#1>

Screenshot of Currently Adopted Content

New standard, no current content

Screenshot of Proposed New Content



Update to Content Accepted by SRP

(SE)(Breakout(s)) and (Citation Type(s))

(12)(E)(i) Narrative

Description of the specific location and hyperlink to the exact location of currently adopted content

New standard, no current content

Description of the specific location and hyperlink to the exact location of the proposed new content

Tech Detectives: Intro: Screen 1 intro

<https://www.typing.com/student/lesson/216682/tech-detectives-intro#1>


Screenshot of Currently Adopted Content

New standard, no current content

Screenshot of Proposed New Content

Unraveling the Mystery of Hardware and Software Glitches!

Hi there tech detectives! Today we will be learning about hardware and software problems and how to use troubleshooting strategies to solve them. An example of a troubleshooting strategy is using your knowledge of a system's hardware or software to figure out a problem your computer is having and how you can fix it. Keep in mind that some technical issues require help from an adult.



Let's break down the difference between hardware and software problems.

Hardware problems are issues that happen with the physical parts of a computer. For example, a hardware problem could be a sticky keyboard, screen display issues, overheating, or damage from food or drinks spilling on the device. You can take care of your computer's hardware by regularly cleaning your keyboard, keeping food and drinks away from your device, and regularly powering down your device when you are finished using it.

(SE)(Breakout(s)) and (Citation Type(s))

(12)(E)(i) Activity

Description of the specific location and hyperlink to the exact location of currently adopted content

New standard, no current content

Description of the specific location and hyperlink to the exact location of the proposed new content

Tech Detectives: Screen 1, question 1

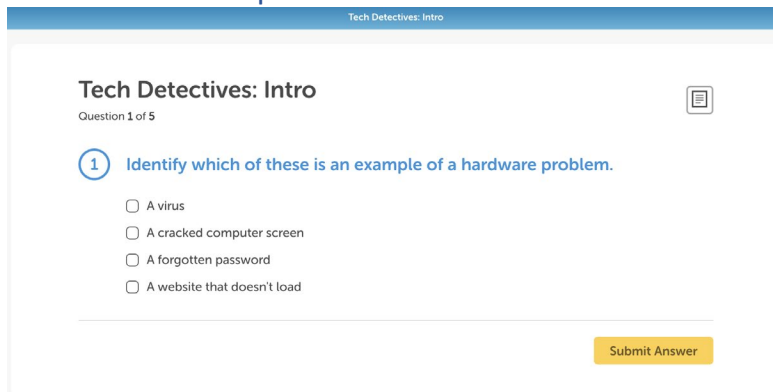
<https://www.typing.com/student/lesson/216682/tech-detectives-intro#1>

Screenshot of Currently Adopted Content

New standard, no current content

Update to Content Accepted by SRP

Screenshot of Proposed New Content



(SE)(Breakout(s)) and (Citation Type(s))
(12)(E)(i) Activity

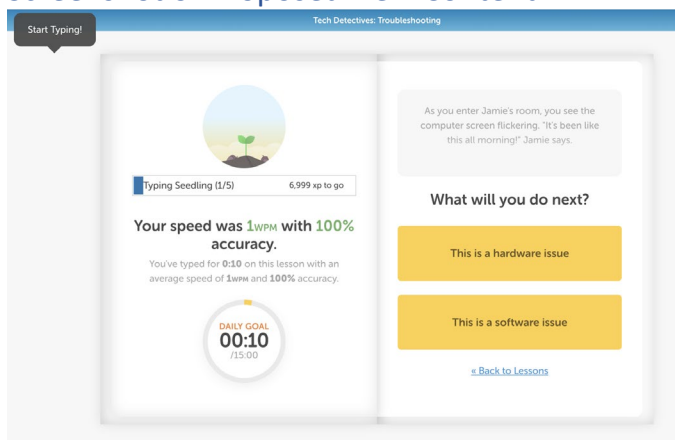
Description of the specific location and hyperlink to the exact location of currently adopted content
New standard, no current content

Description of the specific location and hyperlink to the exact location of the proposed new content
Tech Detectives: Troubleshooting: All screens (press ctrl + shift + ` to skip past typing screens)
<https://www.typing.com/student/lesson/216693/tech-detectives-troubleshooting#1>

Screenshot of Currently Adopted Content

New standard, no current content

Screenshot of Proposed New Content



(SE)(Breakout(s)) and (Citation Type(s))

Update to Content Accepted by SRP

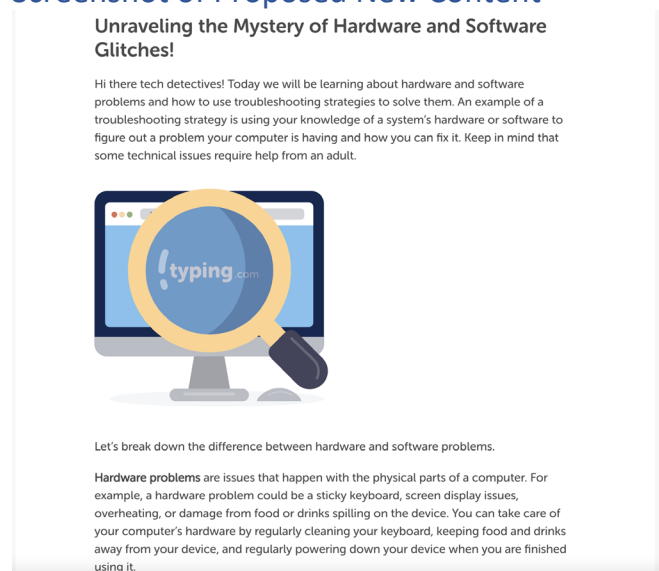
(12)(E)(ii) Narrative

Description of the specific location and hyperlink to the exact location of currently adopted content
New standard, no current content

Description of the specific location and hyperlink to the exact location of the proposed new content
Tech Detectives: Intro: Screen 1 intro
<https://www.typing.com/student/lesson/216682/tech-detectives-intro#1>


Screenshot of Currently Adopted Content
New standard, no current content

Screenshot of Proposed New Content



Unraveling the Mystery of Hardware and Software Glitches!

Hi there tech detectives! Today we will be learning about hardware and software problems and how to use troubleshooting strategies to solve them. An example of a troubleshooting strategy is using your knowledge of a system's hardware or software to figure out a problem your computer is having and how you can fix it. Keep in mind that some technical issues require help from an adult.



Let's break down the difference between hardware and software problems.

Hardware problems are issues that happen with the physical parts of a computer. For example, a hardware problem could be a sticky keyboard, screen display issues, overheating, or damage from food or drinks spilling on the device. You can take care of your computer's hardware by regularly cleaning your keyboard, keeping food and drinks away from your device, and regularly powering down your device when you are finished using it.

(SE)(Breakout(s)) and (Citation Type(s))

(12)(E)(ii) Activity

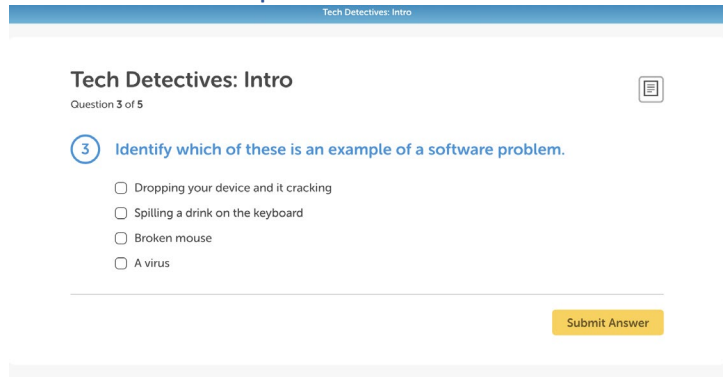
Description of the specific location and hyperlink to the exact location of currently adopted content
New standard, no current content

Description of the specific location and hyperlink to the exact location of the proposed new content
Tech Detectives: Screen 3, question 3
<https://www.typing.com/student/lesson/216682/tech-detectives-intro#3>

Screenshot of Currently Adopted Content
New standard, no current content

Update to Content Accepted by SRP

Screenshot of Proposed New Content



(SE)(Breakout(s)) and (Citation Type(s))

(12)(E)(ii) Activity

Description of the specific location and hyperlink to the exact location of currently adopted content

New standard, no current content

Description of the specific location and hyperlink to the exact location of the proposed new content

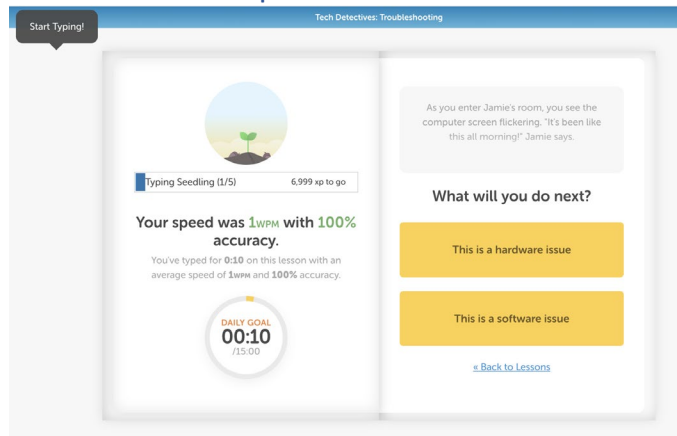
Tech Detectives: Troubleshooting: All screens (press ctrl + shift + ` to skip past typing screens)

<https://www.typing.com/student/lesson/216693/tech-detectives-troubleshooting#1>

Screenshot of Currently Adopted Content

New standard, no current content

Screenshot of Proposed New Content



Update to Content Accepted by SRP

Assurances

These assurances apply to all material submitted to update content in state-adopted instructional materials.

Publisher acknowledges that:

- There will be no additional cost to the state;
 - The new material meets the applicable Texas Essential Knowledge and Skills (TEKS), English Language Proficiency Standards (EIPS), or Texas Prekindergarten Guidelines (TPG) and is free from factual errors; and
 - The updates in the new edition do not affect the product's coverage of Texas Education Code (TEC), §28.002(h), as it relates to that specific subject and grade level or course(s), understanding the importance of patriotism and functioning productively in a free-enterprise society with appreciation for the basic democratic values of our state and national heritage.
-

Signature: By entering your name below, you are confirming the above assurances, and signing this document electronically. You agree that your electronic signature is the equivalent of your manual signature.

Molly Sullivan

Date Submitted: 6/21/24