

Update to Content Accepted by SRP

Request to Update Content Reviewed and Accepted by the State Review Panel (SRP)

Proposed changes shall be made available for public review on Texas Education Agency’s website for a minimum of seven calendar days prior to approval.

Indicate if the changes in the content were reviewed and accepted by the SRP to determine coverage of the Texas Essential Knowledge and Skills (TEKS), English Language Proficiency Standards (ELPS), or Texas Prekindergarten Guidelines (TPG) by selecting a box below. (**Note:** All request to update editions that do not change content reviewed and accepted by the SRP must be entered on the *Update to Content Not Reviewed by SRP* document.)

TEKS ELPS TPG TEKS and ELPS

Proclamation Year: 2024
Publisher: Typing.com
Subject Area/Course: Tech Apps

Adopted Program Information:

Title: Typing.com: 3rd Grade TX
ISBN: 9798987771730

Enter the identical Program Title of your identical product that will contain the identical updates.

Identical Program Title: Typing.com: 3rd Grade TX
Identical Program ISBN: 9798987771730

Adopted Component Information

Title: 3rd Grade
ISBN: 9798987771730-08

Enter the identical component title of your identical product that will contain the identical updates.

Identical Component Title: 3rd Grade
Identical Component ISBN: 9798987771730-08

Publisher’s overall rationale for this update

Content was updated in order to increase our TEKS alignment percentage to 100%

Publisher’s overall description of the change

New digital citizenship and coding content was created in order to meet additional TEKS.

Update to Content Accepted by SRP

Access Information

Enter access information below to the adopted version of the instructional materials and the proposed new content.

Currently Adopted Content URL: <https://www.typing.com/student/proclamation-2024>

Currently Adopted Content Username: proc2024.3

Currently Adopted Content Password: typing!

Proposed Updated Content URL: <https://www.typing.com/student/proclamation-2024-update>

Proposed Updated Content Username: proc2024update.2

Proposed Updated Content Password: typing!

Update comparison:

Each change in the component on this form should be documented in the update comparison below. You must submit a separate request for **each component**, not each change. (**Note:** Repeat this section as often as needed by copying and pasting the entire area from the (SE)(Breakout(s)) and (Citation Type(s)) to the dividing line for each change.)

(SE)(Breakout(s)) and (Citation Type(s))

(1)(B)(i) Narrative

Description of the specific location and hyperlink to the exact location of currently adopted content

New standard, no current content

Description of the specific location and hyperlink to the exact location of the proposed new content

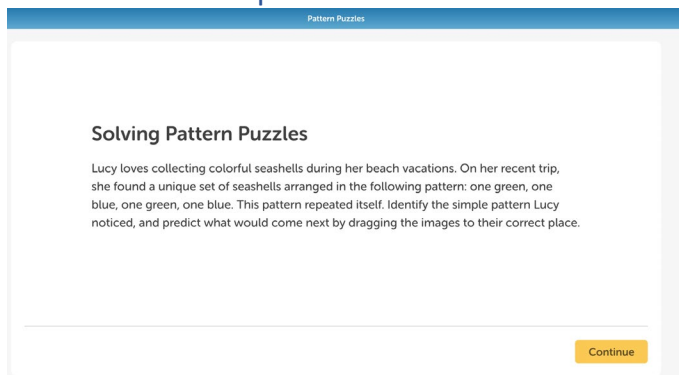
Pattern Puzzles: Screen 1: Intro

<https://www.typing.com/student/lesson/216696/pattern-puzzles>

Screenshot of Currently Adopted Content

New standard, no current content

Screenshot of Proposed New Content



(SE)(Breakout(s)) and (Citation Type(s))

(1)(B)(i) Activity

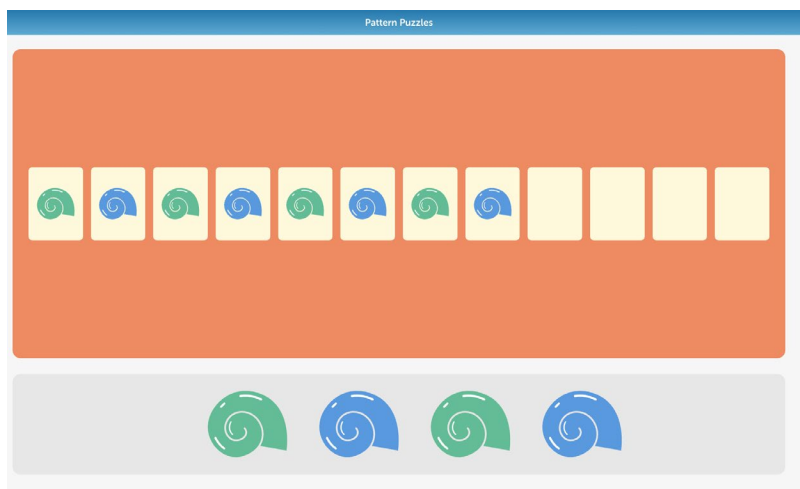
Update to Content Accepted by SRP

Description of the specific location and hyperlink to the exact location of currently adopted content
New standard, no current content

Description of the specific location and hyperlink to the exact location of the proposed new content
Pattern Puzzles: Screen 1 activity
<https://www.typing.com/student/lesson/216696/pattern-puzzles#1>

Screenshot of Currently Adopted Content
New standard, no current content

Screenshot of Proposed New Content



(SE)(Breakout(s)) and (Citation Type(s))
(1)(B)(ii) Narrative

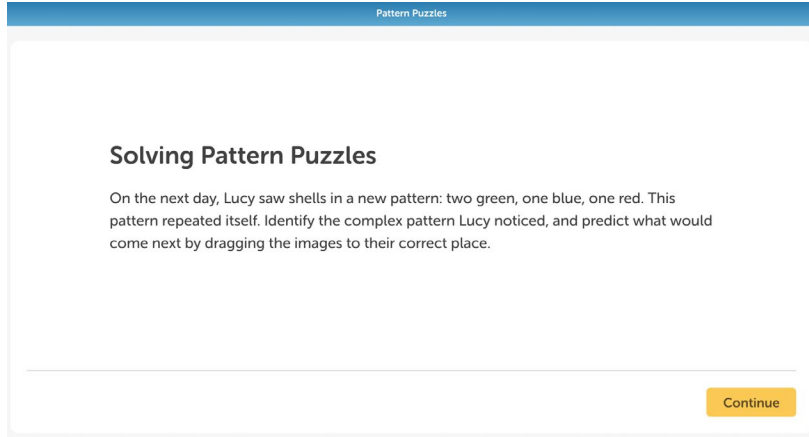
Description of the specific location and hyperlink to the exact location of currently adopted content
New standard, no current content

Description of the specific location and hyperlink to the exact location of the proposed new content
Pattern Puzzles: Screen 2: Intro
<https://www.typing.com/student/lesson/216696/pattern-puzzles#2>

Screenshot of Currently Adopted Content
New standard, no current content

Screenshot of Proposed New Content

Update to Content Accepted by SRP



(SE)(Breakout(s)) and (Citation Type(s))

(1)(B)(ii) Activity

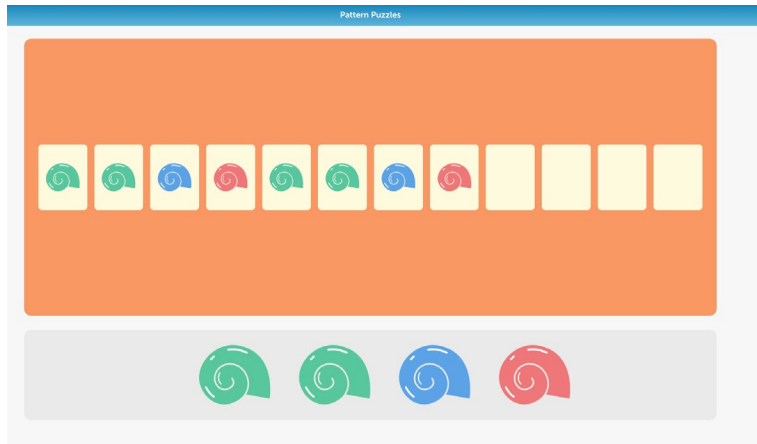
Description of the specific location and hyperlink to the exact location of currently adopted content
New standard, no current content

Description of the specific location and hyperlink to the exact location of the proposed new content
Pattern Puzzles: Screen 2: Activity
<https://www.typing.com/student/lesson/216696/pattern-puzzles#2>

Screenshot of Currently Adopted Content

New standard, no current content

Screenshot of Proposed New Content



(SE)(Breakout(s)) and (Citation Type(s))

(1)(B)(ii) Activity

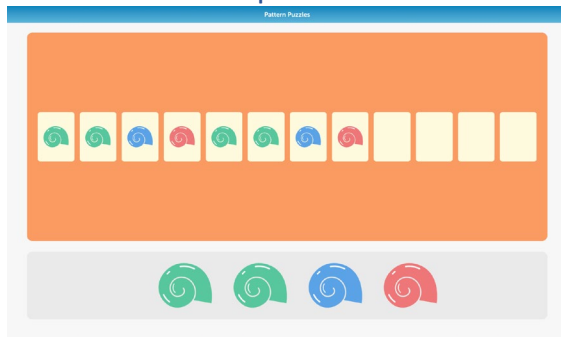
Update to Content Accepted by SRP

Description of the specific location and hyperlink to the exact location of currently adopted content
New standard, no current content

Description of the specific location and hyperlink to the exact location of the proposed new content
Pattern Puzzles: Screen 2: Activity
<https://www.typing.com/student/lesson/216696/pattern-puzzles#2>

Screenshot of Currently Adopted Content
New standard, no current content

Screenshot of Proposed New Content



(SE)(Breakout(s)) and (Citation Type(s))
(3)(A)(i) Narrative

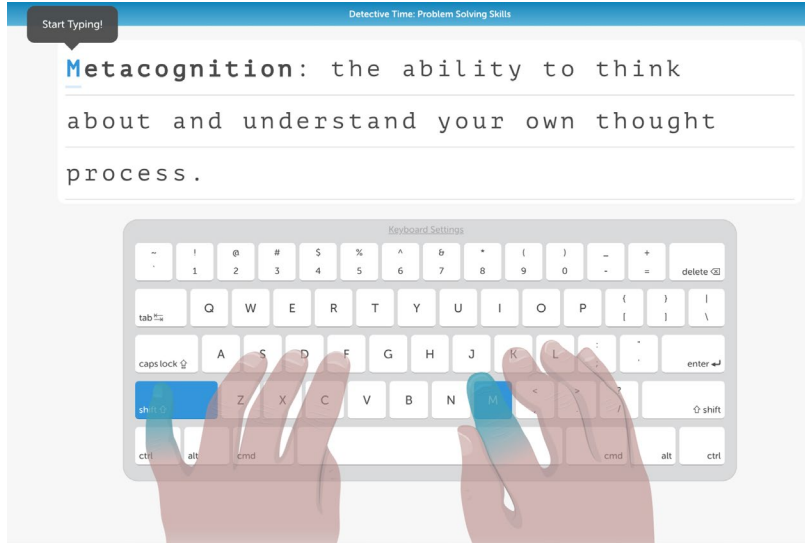
Description of the specific location and hyperlink to the exact location of currently adopted content
New standard, no current content

Description of the specific location and hyperlink to the exact location of the proposed new content
Detective Time: Problem Solving Skills: Screen #4 typing content
<https://www.typing.com/student/lesson/216625/detective-time-problem-solving-skills#4>

Screenshot of Currently Adopted Content
New standard, no current content

Screenshot of Proposed New Content

Update to Content Accepted by SRP



(SE)(Breakout(s)) and (Citation Type(s)) (3)(A)(i) Activity

Description of the specific location and hyperlink to the exact location of currently adopted content
New standard, no current content

Description of the specific location and hyperlink to the exact location of the proposed new content
Detective Time: Problem Solving Skills: Screen #4 typing content
<https://www.typing.com/student/lesson/216625/detective-time-problem-solving-skills#4>

Screenshot of Currently Adopted Content
New standard, no current content

Screenshot of Proposed New Content



Update to Content Accepted by SRP

(SE)(Breakout(s)) and (Citation Type(s))

(3)(A)(i) Activity

Description of the specific location and hyperlink to the exact location of currently adopted content

New standard, no current content

Description of the specific location and hyperlink to the exact location of the proposed new content

Detective Time: Reflection: Screen 3

<https://www.typing.com/student/lesson/216717/detective-time-reflection#3>

Screenshot of Currently Adopted Content

New standard, no current content

Screenshot of Proposed New Content

The screenshot shows a typing lesson interface. At the top, it says 'Detective Time: Reflection'. Below that, a blue box contains the text: 'Explain the importance of using metacognition to solve Ella's puppy problems. Remember, metacognition is the ability to understand your own thought process.' Below the blue box, there is a text area with the instruction: 'Write a response that is at least 30 words in length.' At the bottom of the interface, there is a timer showing '0:00', a word count 'You've typed 0 / 30 words', and a 'Submit' button.

(SE)(Breakout(s)) and (Citation Type(s))

(3)(A)(ii) Narrative

Description of the specific location and hyperlink to the exact location of currently adopted content

New standard, no current content

Description of the specific location and hyperlink to the exact location of the proposed new content

Detective Time: Problem Solving Skills: Screen #1 typing content

<https://www.typing.com/student/lesson/216625/detective-time-problem-solving-skills#1>

Update to Content Accepted by SRP

Screenshot of Currently Adopted Content

New standard, no current content

Screenshot of Proposed New Content



(SE)(Breakout(s)) and (Citation Type(s))

(3)(A)(ii) Activity

Description of the specific location and hyperlink to the exact location of currently adopted content

New standard, no current content

Description of the specific location and hyperlink to the exact location of the proposed new content

Detective Time: Problem Solving Skills: Screen #1 typing content

<https://www.typing.com/student/lesson/216625/detective-time-problem-solving-skills#1>

Screenshot of Currently Adopted Content

New standard, no current content

Screenshot of Proposed New Content

Update to Content Accepted by SRP



(SE)(Breakout(s)) and (Citation Type(s))

(3)(A)(ii) Activity

Description of the specific location and hyperlink to the exact location of currently adopted content

New standard, no current content

Description of the specific location and hyperlink to the exact location of the proposed new content

Detective Time: Reflection: Screen 4

<https://www.typing.com/student/lesson/216717/detective-time-reflection#4>

Screenshot of Currently Adopted Content

New standard, no current content

Screenshot of Proposed New Content

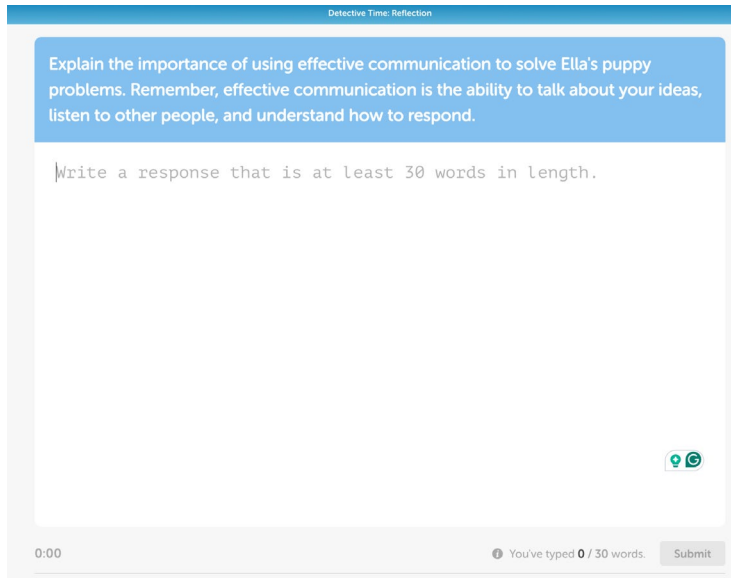
Update to Content Accepted by SRP

Detective Time: Reflection

Explain the importance of using effective communication to solve Ella's puppy problems. Remember, effective communication is the ability to talk about your ideas, listen to other people, and understand how to respond.

Write a response that is at least 30 words in length.

0:00 You've typed 0 / 30 words. Submit



(SE)(Breakout(s)) and (Citation Type(s))

(3)(A)(iii) Narrative

Description of the specific location and hyperlink to the exact location of currently adopted content

New standard, no current content

Description of the specific location and hyperlink to the exact location of the proposed new content

Detective Time: Problem Solving Skills: Screen #3 typing content

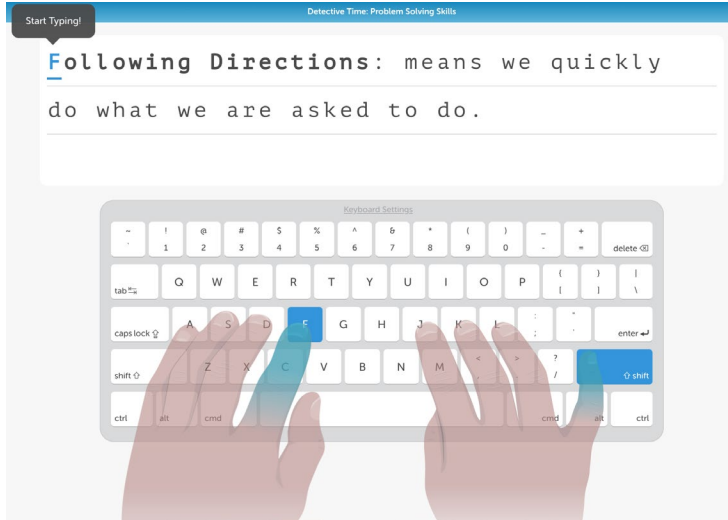
<https://www.typing.com/student/lesson/216625/detective-time-problem-solving-skills#3>

Screenshot of Currently Adopted Content

New standard, no current content

Screenshot of Proposed New Content

Update to Content Accepted by SRP



(SE)(Breakout(s)) and (Citation Type(s))

(3)(A)(iii) Activity

Description of the specific location and hyperlink to the exact location of currently adopted content
New standard, no current content

Description of the specific location and hyperlink to the exact location of the proposed new content
Detective Time: Problem Solving Skills: Screen #3 typing content
<https://www.typing.com/student/lesson/216625/detective-time-problem-solving-skills#3>

Screenshot of Currently Adopted Content

New standard, no current content

Screenshot of Proposed New Content



Update to Content Accepted by SRP

(SE)(Breakout(s)) and (Citation Type(s))

(3)(A)(iii) Activity

Description of the specific location and hyperlink to the exact location of currently adopted content

New standard, no current content

Description of the specific location and hyperlink to the exact location of the proposed new content

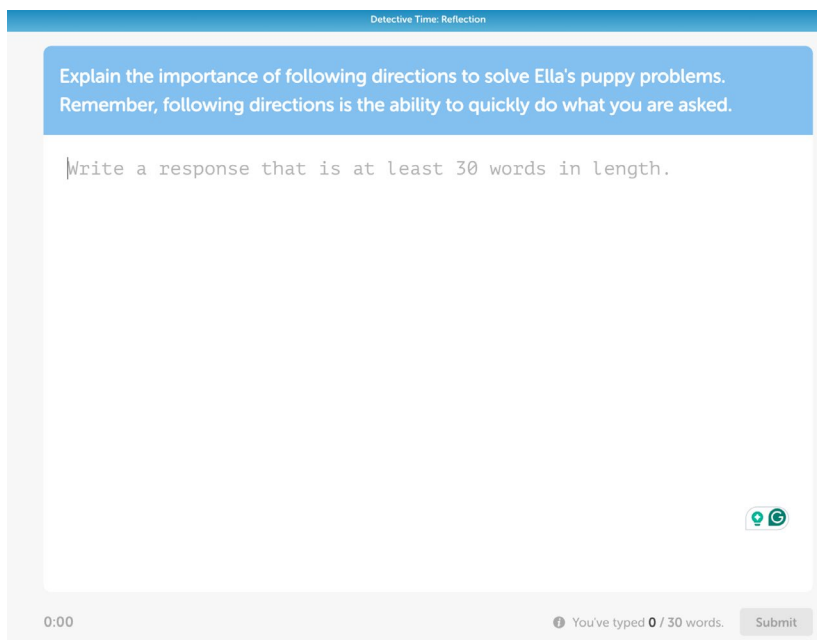
Detective Time: Reflection: Screen 2

<https://www.typing.com/student/lesson/216717/detective-time-reflection#2>

Screenshot of Currently Adopted Content

New standard, no current content

Screenshot of Proposed New Content



The screenshot shows a typing lesson interface. At the top, it says "Detective Time: Reflection". Below that, a blue box contains the text: "Explain the importance of following directions to solve Ella's puppy problems. Remember, following directions is the ability to quickly do what you are asked." Below the blue box is a large white text area with a light blue border. Inside this area, the text "Write a response that is at least 30 words in length." is displayed. At the bottom left of the text area, there is a small icon of a speech bubble with a plus sign. At the bottom right of the text area, there is a "Submit" button. Below the text area, there is a progress indicator that says "You've typed 0 / 30 words." and a timer that says "0:00".

(SE)(Breakout(s)) and (Citation Type(s))

(3)(A)(iv) Narrative

Description of the specific location and hyperlink to the exact location of currently adopted content

New standard, no current content

Description of the specific location and hyperlink to the exact location of the proposed new content

Detective Time: Problem Solving Skills: Screen #2 typing content

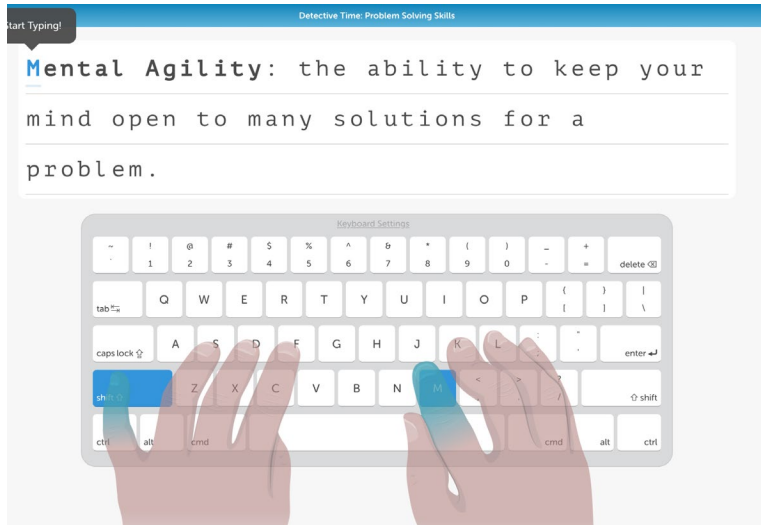
<https://www.typing.com/student/lesson/216625/detective-time-problem-solving-skills#2>

Update to Content Accepted by SRP

Screenshot of Currently Adopted Content

New standard, no current content

Screenshot of Proposed New Content



(SE)(Breakout(s)) and (Citation Type(s))

(3)(A)(iv) Activity

Description of the specific location and hyperlink to the exact location of currently adopted content

New standard, no current content

Description of the specific location and hyperlink to the exact location of the proposed new content

Detective Time: Problem Solving Skills: Screen #2 typing content

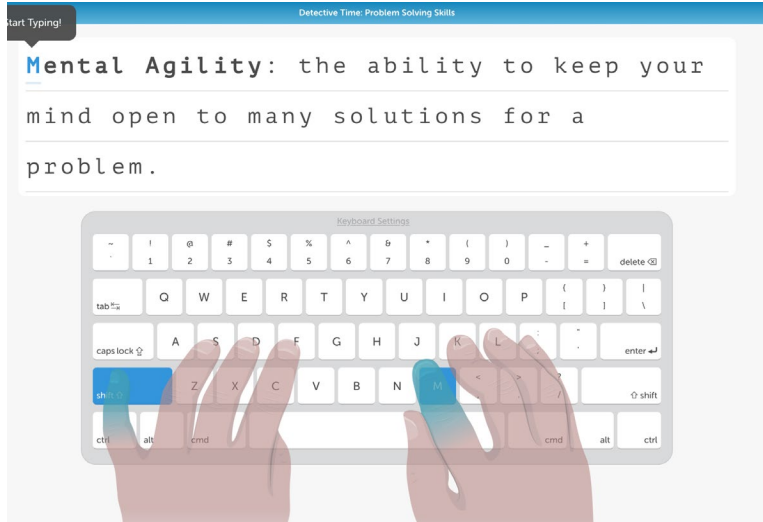
<https://www.typing.com/student/lesson/216625/detective-time-problem-solving-skills#2>

Screenshot of Currently Adopted Content

New standard, no current content

Screenshot of Proposed New Content

Update to Content Accepted by SRP



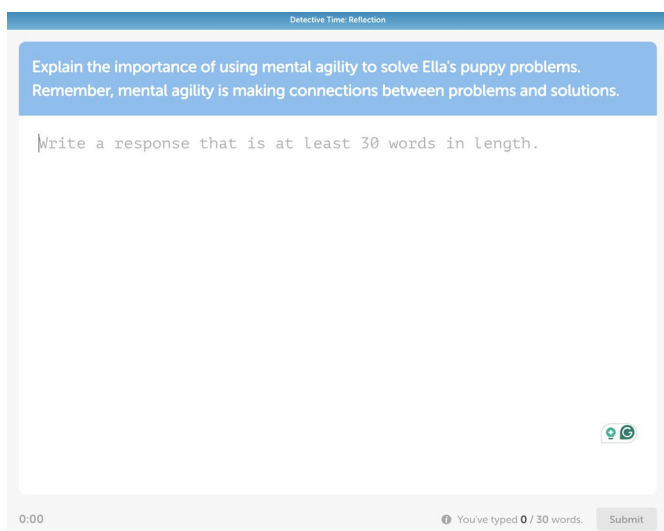
(SE)(Breakout(s)) and (Citation Type(s)) **(3)(A)(iv) Activity**

Description of the specific location and hyperlink to the exact location of currently adopted content
New standard, no current content

Description of the specific location and hyperlink to the exact location of the proposed new content
Detective Time: Reflection: Screen 1
<https://www.typing.com/student/lesson/216717/detective-time-reflection#1>

Screenshot of Currently Adopted Content
New standard, no current content

Screenshot of Proposed New Content



Update to Content Accepted by SRP

(SE)(Breakout(s)) and (Citation Type(s))

(3)(A)(v) Narrative

Description of the specific location and hyperlink to the exact location of currently adopted content

New standard, no current content

Description of the specific location and hyperlink to the exact location of the proposed new content

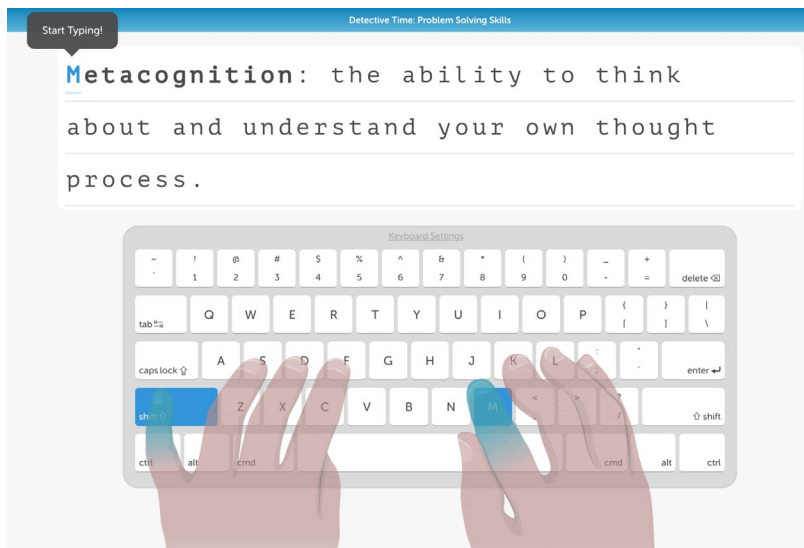
Detective Time: Problem Solving Skills: Screen #4 typing content

<https://www.typing.com/student/lesson/216625/detective-time-problem-solving-skills#4>

Screenshot of Currently Adopted Content

New standard, no current content

Screenshot of Proposed New Content



(SE)(Breakout(s)) and (Citation Type(s))

(3)(A)(v) Activity

Description of the specific location and hyperlink to the exact location of currently adopted content

New standard, no current content

Description of the specific location and hyperlink to the exact location of the proposed new content

Detective Time: Problem Solving Skills: Screen #4 typing content

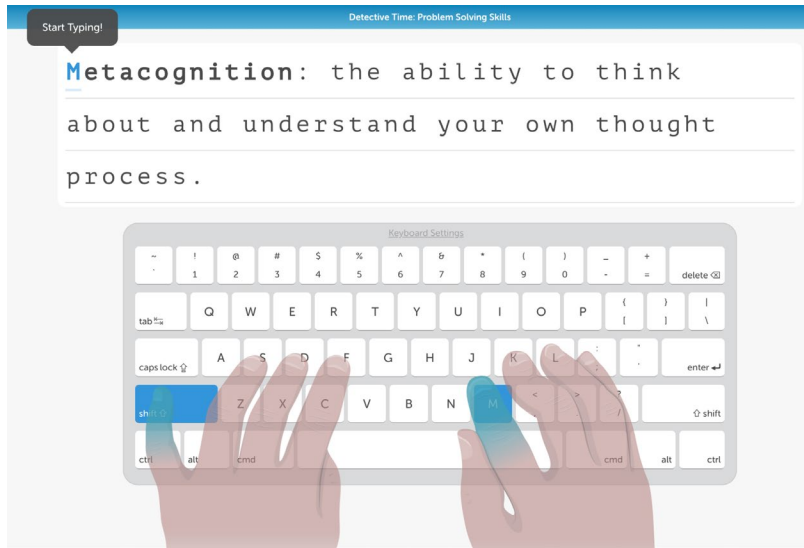
<https://www.typing.com/student/lesson/216625/detective-time-problem-solving-skills#4>

Screenshot of Currently Adopted Content

New standard, no current content

Update to Content Accepted by SRP

Screenshot of Proposed New Content



(SE)(Breakout(s)) and (Citation Type(s))

(3)(A)(v) Activity

Description of the specific location and hyperlink to the exact location of currently adopted content

New standard, no current content

Description of the specific location and hyperlink to the exact location of the proposed new content

Detective Time: Reflection: Screen 3

<https://www.typing.com/student/lesson/216717/detective-time-reflection#3>

Screenshot of Currently Adopted Content

New standard, no current content

Screenshot of Proposed New Content

Update to Content Accepted by SRP

Detective Time: Reflection

Explain the importance of using metacognition to solve Ella's puppy problems.
Remember, metacognition is the ability to understand your own thought process.

Write a response that is at least 30 words in length.

0:00 You've typed 0 / 30 words. Submit

(SE)(Breakout(s)) and (Citation Type(s))

(3)(A)(vi) Narrative

Description of the specific location and hyperlink to the exact location of currently adopted content

New standard, no current content

Description of the specific location and hyperlink to the exact location of the proposed new content

Detective Time: Problem Solving Skills: Screen #1 typing content

<https://www.typing.com/student/lesson/216625/detective-time-problem-solving-skills#1>

Screenshot of Currently Adopted Content

New standard, no current content

Screenshot of Proposed New Content

Update to Content Accepted by SRP



(SE)(Breakout(s)) and (Citation Type(s)) (3)(A)(vi) Activity

Description of the specific location and hyperlink to the exact location of currently adopted content
New standard, no current content

Description of the specific location and hyperlink to the exact location of the proposed new content
Detective Time: Problem Solving Skills: Screen #1 typing content
<https://www.typing.com/student/lesson/216625/detective-time-problem-solving-skills#1>

Screenshot of Currently Adopted Content
New standard, no current content

Screenshot of Proposed New Content



Update to Content Accepted by SRP

(SE)(Breakout(s)) and (Citation Type(s))

(3)(A)(vi) Activity

Description of the specific location and hyperlink to the exact location of currently adopted content

New standard, no current content

Description of the specific location and hyperlink to the exact location of the proposed new content

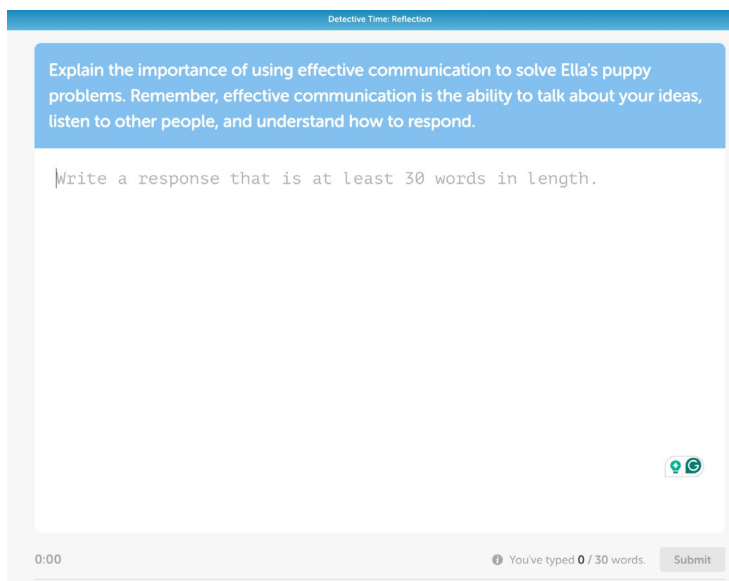
Detective Time: Reflection: Screen 4

<https://www.typing.com/student/lesson/216717/detective-time-reflection#4>

Screenshot of Currently Adopted Content

New standard, no current content

Screenshot of Proposed New Content



The screenshot shows a typing activity interface. At the top, it says "Detective Time: Reflection". Below that, a blue box contains the text: "Explain the importance of using effective communication to solve Ella's puppy problems. Remember, effective communication is the ability to talk about your ideas, listen to other people, and understand how to respond." Below the blue box is a text input area with the prompt: "Write a response that is at least 30 words in length." At the bottom of the interface, there is a timer showing "0:00", a word count indicator "You've typed 0 / 30 words", and a "Submit" button.

(SE)(Breakout(s)) and (Citation Type(s))

(3)(A)(vii) Narrative

Description of the specific location and hyperlink to the exact location of currently adopted content

New standard, no current content

Description of the specific location and hyperlink to the exact location of the proposed new content

Detective Time: Problem Solving Skills: Screen #3 typing content

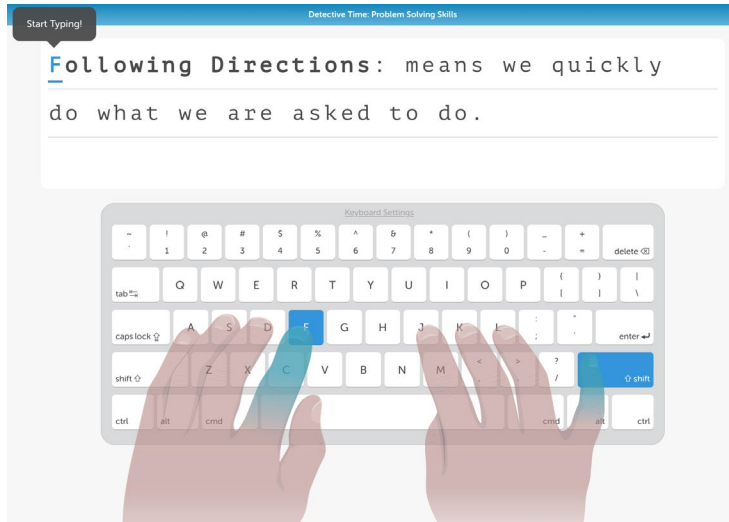
<https://www.typing.com/student/lesson/216625/detective-time-problem-solving-skills#3>

Update to Content Accepted by SRP

Screenshot of Currently Adopted Content

New standard, no current content

Screenshot of Proposed New Content



(SE)(Breakout(s)) and (Citation Type(s))

(3)(A)(vii) Activity

Description of the specific location and hyperlink to the exact location of currently adopted content

New standard, no current content

Description of the specific location and hyperlink to the exact location of the proposed new content

Detective Time: Problem Solving Skills: Screen #3 typing content

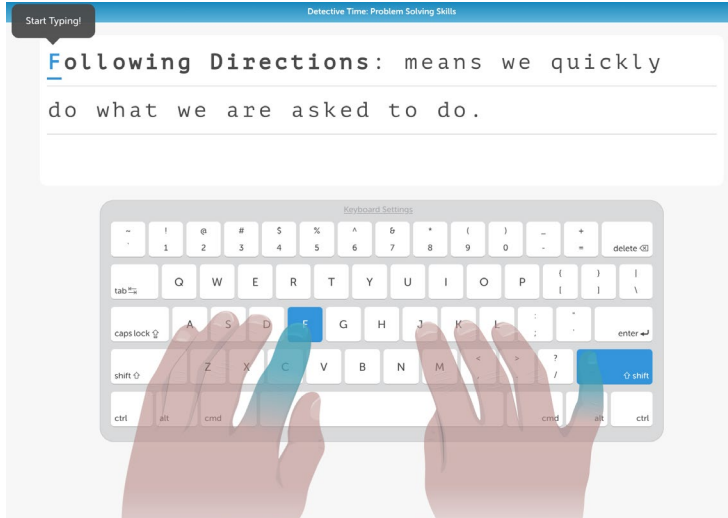
<https://www.typing.com/student/lesson/216625/detective-time-problem-solving-skills#3>

Screenshot of Currently Adopted Content

New standard, no current content

Screenshot of Proposed New Content

Update to Content Accepted by SRP



(SE)(Breakout(s)) and (Citation Type(s))

(3)(A)(vii) Activity

Description of the specific location and hyperlink to the exact location of currently adopted content

New standard, no current content

Description of the specific location and hyperlink to the exact location of the proposed new content

Detective Time: Reflection: Screen 2

<https://www.typing.com/student/lesson/216717/detective-time-reflection#2>

Screenshot of Currently Adopted Content

New standard, no current content

Screenshot of Proposed New Content

Update to Content Accepted by SRP

Detective Time: Reflection

Explain the importance of following directions to solve Ella's puppy problems. Remember, following directions is the ability to quickly do what you are asked.

Write a response that is at least 30 words in length.

0:00 You've typed 0 / 30 words. Submit

(SE)(Breakout(s)) and (Citation Type(s))

(3)(A)(viii) Narrative

Description of the specific location and hyperlink to the exact location of currently adopted content

New standard, no current content

Description of the specific location and hyperlink to the exact location of the proposed new content

Detective Time: Problem Solving Skills: Screen #2 typing content

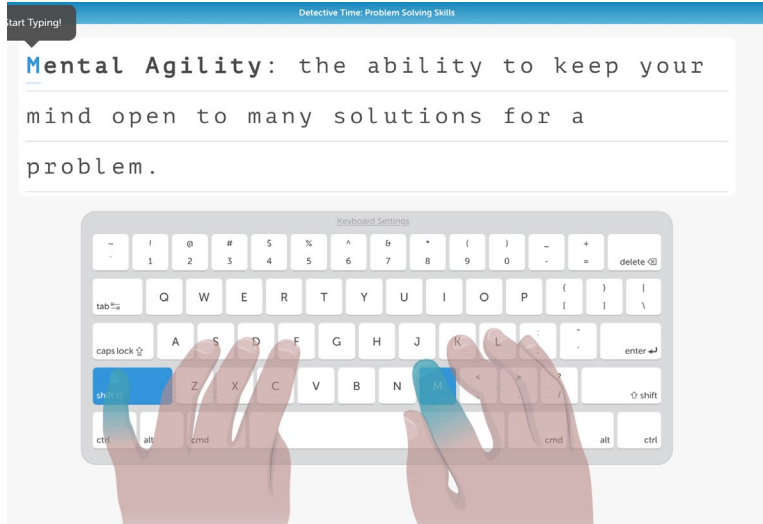
<https://www.typing.com/student/lesson/216625/detective-time-problem-solving-skills#2>

Screenshot of Currently Adopted Content

New standard, no current content

Screenshot of Proposed New Content

Update to Content Accepted by SRP



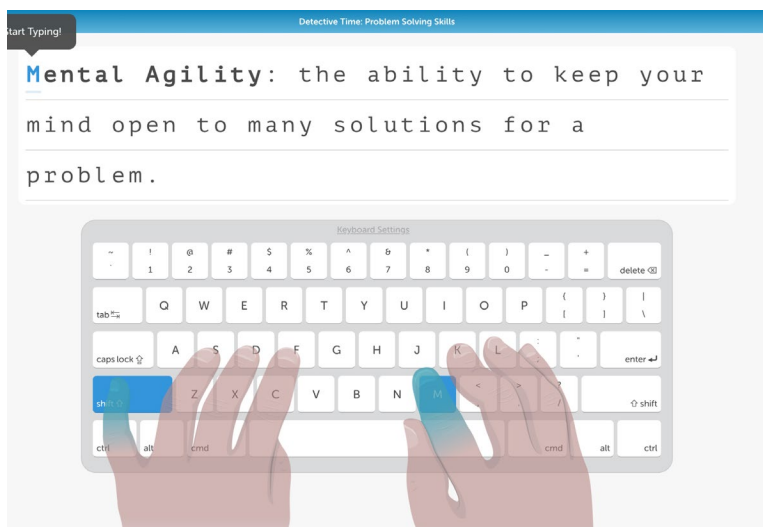
(SE)(Breakout(s)) and (Citation Type(s)) **(3)(A)(viii) Activity**

Description of the specific location and hyperlink to the exact location of currently adopted content
New standard, no current content

Description of the specific location and hyperlink to the exact location of the proposed new content
Detective Time: Problem Solving Skills: Screen #2 typing content
<https://www.typing.com/student/lesson/216625/detective-time-problem-solving-skills#2>

Screenshot of Currently Adopted Content
New standard, no current content

Screenshot of Proposed New Content



Update to Content Accepted by SRP

(SE)(Breakout(s)) and (Citation Type(s))

(3)(A)(viii) Activity

Description of the specific location and hyperlink to the exact location of currently adopted content

New standard, no current content

Description of the specific location and hyperlink to the exact location of the proposed new content

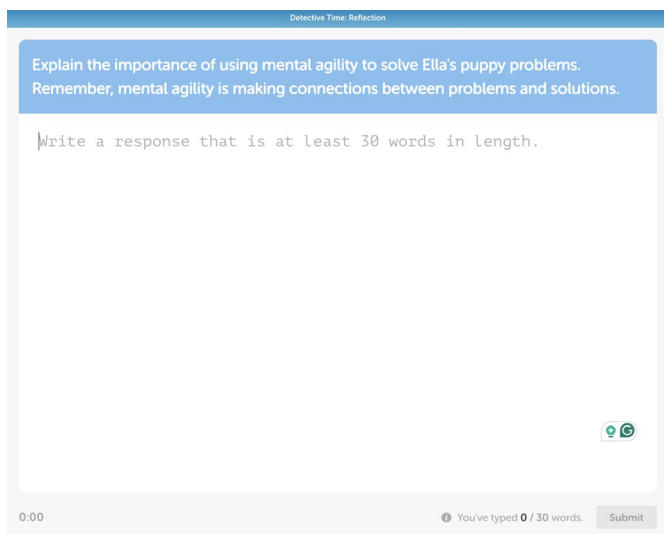
Detective Time: Reflection: Screen 1

<https://www.typing.com/student/lesson/216717/detective-time-reflection#1>

Screenshot of Currently Adopted Content

New standard, no current content

Screenshot of Proposed New Content



The screenshot shows a typing lesson interface titled "Detective Time: Reflection". At the top, a blue box contains the instruction: "Explain the importance of using mental agility to solve Ella's puppy problems. Remember, mental agility is making connections between problems and solutions." Below this is a text input area with the prompt: "Write a response that is at least 30 words in length." At the bottom of the interface, there is a timer showing "0:00", a word count indicator "You've typed 0 / 30 words", and a "Submit" button.

(SE)(Breakout(s)) and (Citation Type(s))

(4)(A)(i) Narrative

Description of the specific location and hyperlink to the exact location of currently adopted content

New standard, no current content

Description of the specific location and hyperlink to the exact location of the proposed new content

Exploring Emerging Technology: Part 1: Intro

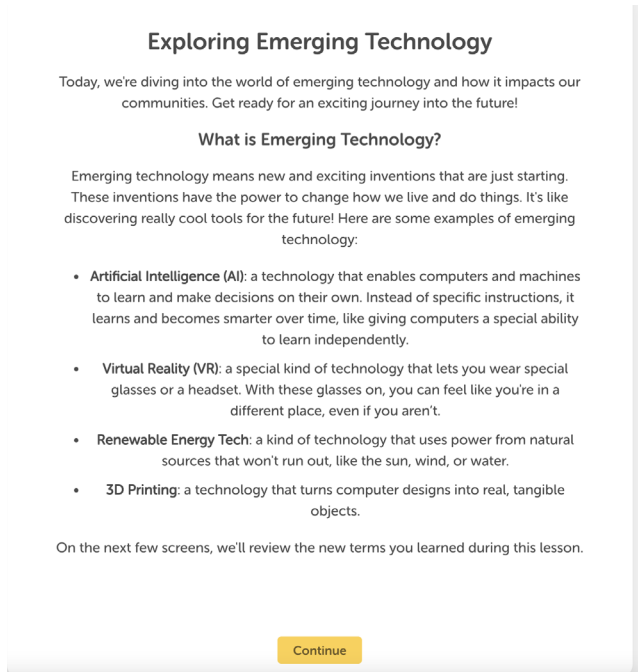
<https://www.typing.com/student/lesson/216518/exploring-emerging-technology-part-1#1>

Update to Content Accepted by SRP

Screenshot of Currently Adopted Content

New standard, no current content

Screenshot of Proposed New Content



The screenshot shows a lesson page with the following content:

Exploring Emerging Technology

Today, we're diving into the world of emerging technology and how it impacts our communities. Get ready for an exciting journey into the future!

What is Emerging Technology?

Emerging technology means new and exciting inventions that are just starting. These inventions have the power to change how we live and do things. It's like discovering really cool tools for the future! Here are some examples of emerging technology:

- **Artificial Intelligence (AI):** a technology that enables computers and machines to learn and make decisions on their own. Instead of specific instructions, it learns and becomes smarter over time, like giving computers a special ability to learn independently.
- **Virtual Reality (VR):** a special kind of technology that lets you wear special glasses or a headset. With these glasses on, you can feel like you're in a different place, even if you aren't.
- **Renewable Energy Tech:** a kind of technology that uses power from natural sources that won't run out, like the sun, wind, or water.
- **3D Printing:** a technology that turns computer designs into real, tangible objects.

On the next few screens, we'll review the new terms you learned during this lesson.

Continue

(SE)(Breakout(s)) and (Citation Type(s))

(4)(A)(i) Activity

Description of the specific location and hyperlink to the exact location of currently adopted content

New standard, no current content

Description of the specific location and hyperlink to the exact location of the proposed new content

Exploring Emerging Technology: Part 1: Screen 1

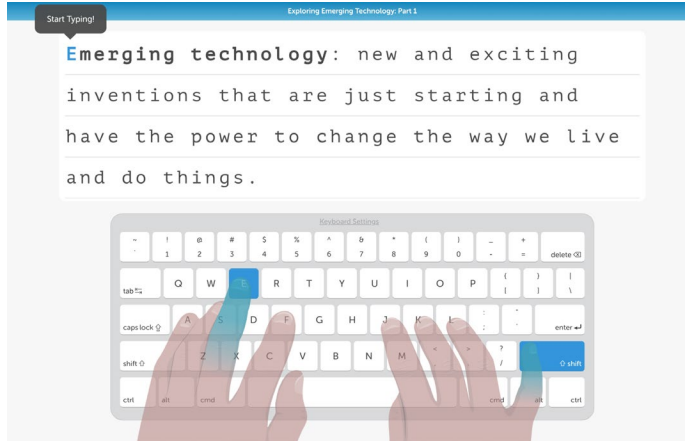
<https://www.typing.com/student/lesson/216518/exploring-emerging-technology-part-1#1>

Screenshot of Currently Adopted Content

New standard, no current content

Screenshot of Proposed New Content

Update to Content Accepted by SRP



(SE)(Breakout(s)) and (Citation Type(s))

(4)(A)(i) Activity

Description of the specific location and hyperlink to the exact location of currently adopted content

New standard, no current content

Description of the specific location and hyperlink to the exact location of the proposed new content

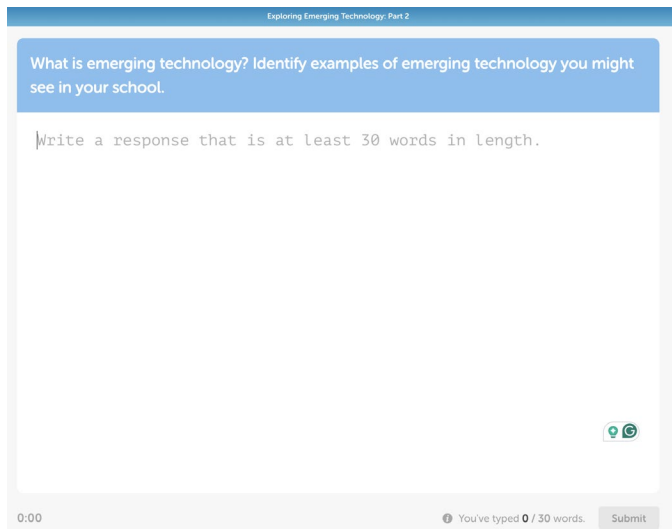
Exploring Emerging Technology: Part 2: Question 1

<https://www.typing.com/student/lesson/216520/exploring-emerging-technology-part-2#1>

Screenshot of Currently Adopted Content

New standard, no current content

Screenshot of Proposed New Content



Update to Content Accepted by SRP

(SE)(Breakout(s)) and (Citation Type(s))

(12)(E)(i) Narrative

Description of the specific location and hyperlink to the exact location of currently adopted content

New standard, no current content

Description of the specific location and hyperlink to the exact location of the proposed new content

Tech Detectives: Intro: "Hardware Problems" paragraph

<https://www.typing.com/student/lesson/216678/tech-detectives-intro#1>

Screenshot of Currently Adopted Content

New standard, no current content

Screenshot of Proposed New Content



Let's break down the difference between hardware and software problems.

Hardware problems are issues that happen with the physical parts of a computer. For example, a hardware problem could be a sticky keyboard, screen display issues, overheating, or damage from food or drinks spilling on the device. You can take care of your computer's hardware by regularly cleaning your keyboard, keeping food and drinks away from your device, and regularly powering down your device when you are finished using it.

Software problems are problems that are inside the programming or applications on our devices and can also be known as glitches. Some examples of software problems can be a virus finding a home on your device, a computer slowing down when opening programs, or running out of storage. You can take care of your computer's software by deleting unused files, running an antivirus scan with the assistance of an adult, and updating your operating system when possible.

(SE)(Breakout(s)) and (Citation Type(s))

(12)(E)(i) Activity

Description of the specific location and hyperlink to the exact location of currently adopted content

New standard, no current content

Description of the specific location and hyperlink to the exact location of the proposed new content

Tech Detectives: Intro: Question 1 (Click "begin quiz" to access question 1)

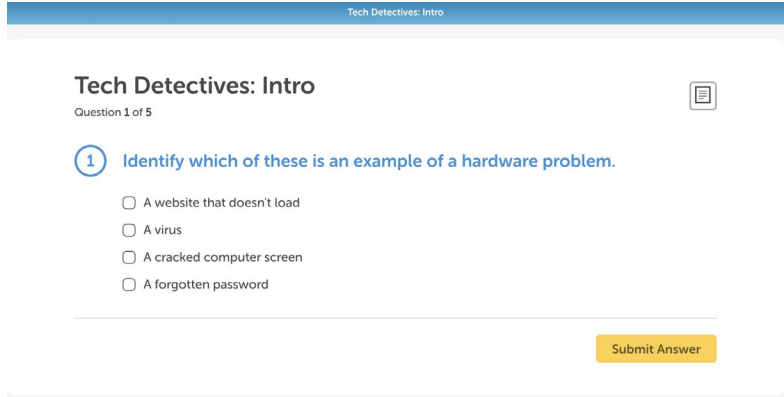
<https://www.typing.com/student/lesson/216678/tech-detectives-intro#1>

Screenshot of Currently Adopted Content

New standard, no current content

Screenshot of Proposed New Content

Update to Content Accepted by SRP



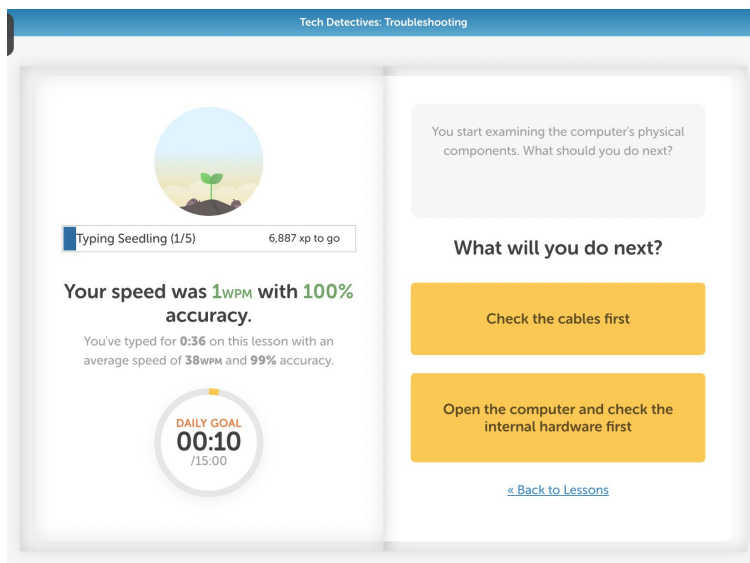
(SE)(Breakout(s)) and (Citation Type(s)) (12)(E)(i) Activity

Description of the specific location and hyperlink to the exact location of currently adopted content
New standard, no current content

Description of the specific location and hyperlink to the exact location of the proposed new content
Tech Detectives: Troubleshooting: All Screens (press ctrl + shift + ` to skip to the next screen)
<https://www.typing.com/student/lesson/216685/tech-detectives-troubleshooting#1>

Screenshot of Currently Adopted Content
New standard, no current content

Screenshot of Proposed New Content



Update to Content Accepted by SRP

(SE)(Breakout(s)) and (Citation Type(s))

(12)(E)(ii) Narrative

Description of the specific location and hyperlink to the exact location of currently adopted content

New standard, no current content

Description of the specific location and hyperlink to the exact location of the proposed new content

Tech Detectives: Intro: "Software Problems" paragraph

<https://www.typing.com/student/lesson/216678/tech-detectives-intro#1>

Screenshot of Currently Adopted Content

New standard, no current content

Screenshot of Proposed New Content



Let's break down the difference between hardware and software problems.

Hardware problems are issues that happen with the physical parts of a computer. For example, a hardware problem could be a sticky keyboard, screen display issues, overheating, or damage from food or drinks spilling on the device. You can take care of your computer's hardware by regularly cleaning your keyboard, keeping food and drinks away from your device, and regularly powering down your device when you are finished using it.

Software problems are problems that are inside the programming or applications on our devices and can also be known as glitches. Some examples of software problems can be a virus finding a home on your device, a computer slowing down when opening programs, or running out of storage. You can take care of your computer's software by deleting unused files, running an antivirus scan with the assistance of an adult, and updating your operating system when possible.

(SE)(Breakout(s)) and (Citation Type(s))

(12)(E)(ii) Activity

Description of the specific location and hyperlink to the exact location of currently adopted content

New standard, no current content

Description of the specific location and hyperlink to the exact location of the proposed new content

Tech Detectives: Intro: Question 3

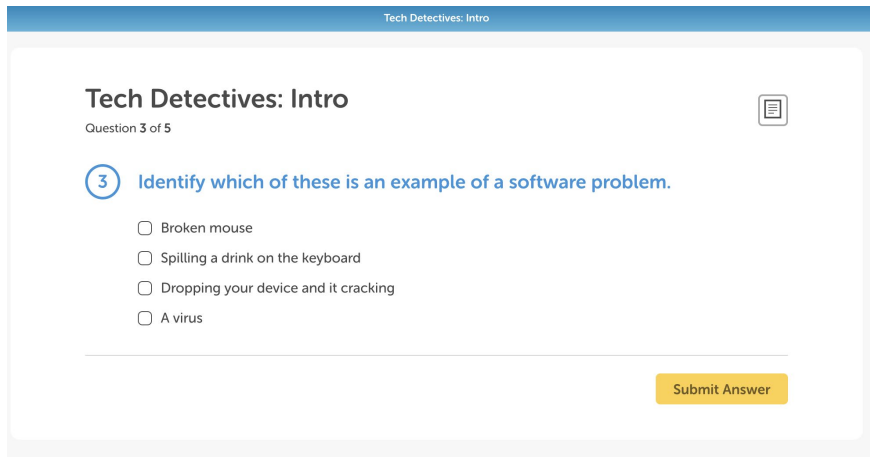
<https://www.typing.com/student/lesson/216678/tech-detectives-intro#3>

Screenshot of Currently Adopted Content

New standard, no current content

Screenshot of Proposed New Content

Update to Content Accepted by SRP



Tech Detectives: Intro

Question 3 of 5

3 Identify which of these is an example of a software problem.

- Broken mouse
- Spilling a drink on the keyboard
- Dropping your device and it cracking
- A virus

Submit Answer

(SE)(Breakout(s)) and (Citation Type(s))

(12)(E)(ii) Activity

Description of the specific location and hyperlink to the exact location of currently adopted content

New standard, no current content

Description of the specific location and hyperlink to the exact location of the proposed new content

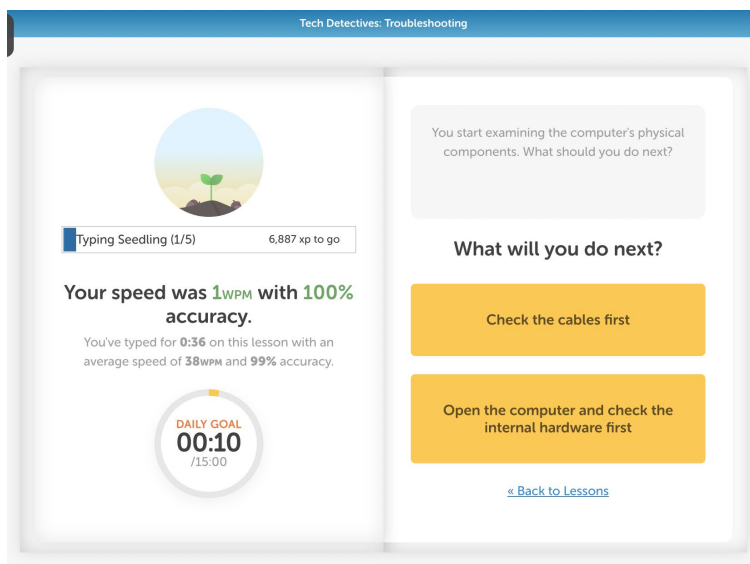
Tech Detectives: Troubleshooting: All Screens (press ctrl + shift + ` to skip to the next screen)

<https://www.typing.com/student/lesson/216685/tech-detectives-troubleshooting#1>

Screenshot of Currently Adopted Content

New standard, no current content

Screenshot of Proposed New Content



Tech Detectives: Troubleshooting

Typing Seedling (1/5) 6,887 xp to go

Your speed was **1WPM** with **100%** accuracy.

You've typed for 0:36 on this lesson with an average speed of 38WPM and 99% accuracy.

DAILY GOAL
00:10
/15:00

You start examining the computer's physical components. What should you do next?

What will you do next?

- Check the cables first
- Open the computer and check the internal hardware first

[« Back to Lessons](#)

Update to Content Accepted by SRP

(SE)(Breakout(s)) and (Citation Type(s))

(12)(E)(iii) Narrative

Description of the specific location and hyperlink to the exact location of currently adopted content

New standard, no current content

Description of the specific location and hyperlink to the exact location of the proposed new content

Tech Detectives: Intro: "Hardware Problems" paragraph

<https://www.typing.com/student/lesson/216678/tech-detectives-intro#1>

Screenshot of Currently Adopted Content

New standard, no current content

Screenshot of Proposed New Content



Let's break down the difference between hardware and software problems.

Hardware problems are issues that happen with the physical parts of a computer. For example, a hardware problem could be a sticky keyboard, screen display issues, overheating, or damage from food or drinks spilling on the device. You can take care of your computer's hardware by regularly cleaning your keyboard, keeping food and drinks away from your device, and regularly powering down your device when you are finished using it.

Software problems are problems that are inside the programming or applications on our devices and can also be known as glitches. Some examples of software problems can be a virus finding a home on your device, a computer slowing down when opening programs, or running out of storage. You can take care of your computer's software by deleting unused files, running an antivirus scan with the assistance of an adult, and updating your operating system when possible.

(SE)(Breakout(s)) and (Citation Type(s))

(12)(E)(iii) Activity

Description of the specific location and hyperlink to the exact location of currently adopted content

New standard, no current content

Description of the specific location and hyperlink to the exact location of the proposed new content

Tech Detectives: Intro: Question 1 (Click "begin quiz" to access question 1)

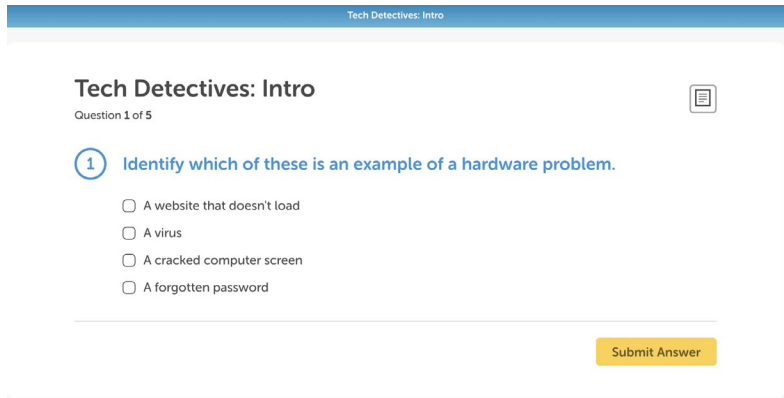
<https://www.typing.com/student/lesson/216678/tech-detectives-intro#1>

Screenshot of Currently Adopted Content

New standard, no current content

Screenshot of Proposed New Content

Update to Content Accepted by SRP



Tech Detectives: Intro

Question 1 of 5

1 Identify which of these is an example of a hardware problem.

- A website that doesn't load
- A virus
- A cracked computer screen
- A forgotten password

Submit Answer

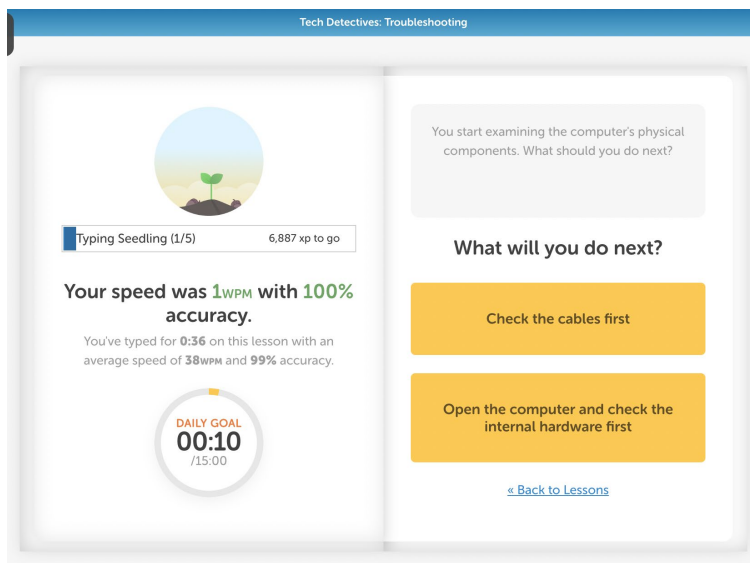
(SE)(Breakout(s)) and (Citation Type(s)) (12)(E)(iii) Activity

Description of the specific location and hyperlink to the exact location of currently adopted content
New standard, no current content

Description of the specific location and hyperlink to the exact location of the proposed new content
Tech Detectives: Troubleshooting: All Screens (press ctrl + shift + ` to skip to the next screen)
<https://www.typing.com/student/lesson/216685/tech-detectives-troubleshooting#1>

Screenshot of Currently Adopted Content
New standard, no current content

Screenshot of Proposed New Content



Tech Detectives: Troubleshooting

Typing Seedling (1/5) 6,887 xp to go

Your speed was **1 WPM** with **100% accuracy**.

You've typed for **0:36** on this lesson with an average speed of **38 WPM** and **99%** accuracy.

DAILY GOAL
00:10
/15:00

You start examining the computer's physical components. What should you do next?

What will you do next?

Check the cables first

Open the computer and check the internal hardware first

[← Back to Lessons](#)

(SE)(Breakout(s)) and (Citation Type(s))

Update to Content Accepted by SRP

(12)(E)(iv) Narrative

Description of the specific location and hyperlink to the exact location of currently adopted content
New standard, no current content

Description of the specific location and hyperlink to the exact location of the proposed new content
Tech Detectives: Intro: "Software Problems" paragraph
<https://www.typing.com/student/lesson/216678/tech-detectives-intro#1>

Screenshot of Currently Adopted Content
New standard, no current content

Screenshot of Proposed New Content



Let's break down the difference between hardware and software problems.

Hardware problems are issues that happen with the physical parts of a computer. For example, a hardware problem could be a sticky keyboard, screen display issues, overheating, or damage from food or drinks spilling on the device. You can take care of your computer's hardware by regularly cleaning your keyboard, keeping food and drinks away from your device, and regularly powering down your device when you are finished using it.

Software problems are problems that are inside the programming or applications on our devices and can also be known as glitches. Some examples of software problems can be a virus finding a home on your device, a computer slowing down when opening programs, or running out of storage. You can take care of your computer's software by deleting unused files, running an antivirus scan with the assistance of an adult, and updating your operating system when possible.

(SE)(Breakout(s)) and (Citation Type(s))

(12)(E)(iv) Activity

Description of the specific location and hyperlink to the exact location of currently adopted content
New standard, no current content

Description of the specific location and hyperlink to the exact location of the proposed new content
Tech Detectives: Intro: Question 3
<https://www.typing.com/student/lesson/216678/tech-detectives-intro#3>

Screenshot of Currently Adopted Content
New standard, no current content

Screenshot of Proposed New Content

Update to Content Accepted by SRP

Tech Detectives: Intro

Question 3 of 5

3 Identify which of these is an example of a software problem.

- Broken mouse
- Spilling a drink on the keyboard
- Dropping your device and it cracking
- A virus

Submit Answer

(SE)(Breakout(s)) and (Citation Type(s))

(12)(E)(iv) Activity

Description of the specific location and hyperlink to the exact location of currently adopted content

New standard, no current content

Description of the specific location and hyperlink to the exact location of the proposed new content

Tech Detectives: Troubleshooting: All Screens (press ctrl + shift + ` to skip to the next screen)

<https://www.typing.com/student/lesson/216685/tech-detectives-troubleshooting#1>

Screenshot of Currently Adopted Content

New standard, no current content

Screenshot of Proposed New Content

Tech Detectives: Troubleshooting

Typing Seedling (1/5) 6,887 xp to go

Your speed was **1WPM** with **100% accuracy**.

You've typed for 0:36 on this lesson with an average speed of 38WPM and 99% accuracy.

DAILY GOAL
00:10
/15:00

You start examining the computer's physical components. What should you do next?

What will you do next?

- Check the cables first
- Open the computer and check the internal hardware first

[« Back to Lessons](#)

Update to Content Accepted by SRP

Assurances

These assurances apply to all material submitted to update content in state-adopted instructional materials.

Publisher acknowledges that:

- There will be no additional cost to the state;
 - The new material meets the applicable Texas Essential Knowledge and Skills (TEKS), English Language Proficiency Standards (EIPS), or Texas Prekindergarten Guidelines (TPG) and is free from factual errors; and
 - The updates in the new edition do not affect the product's coverage of Texas Education Code (TEC), §28.002(h), as it relates to that specific subject and grade level or course(s), understanding the importance of patriotism and functioning productively in a free-enterprise society with appreciation for the basic democratic values of our state and national heritage.
-

Signature: By entering your name below, you are confirming the above assurances, and signing this document electronically. You agree that your electronic signature is the equivalent of your manual signature.

Molly Sullivan

Date Submitted: 6/21/24