

## Update to Content Accepted by SRP

### Request to Update Content Reviewed and Accepted by the State Review Panel (SRP)

Proposed changes shall be made available for public review on Texas Education Agency's website for a minimum of seven calendar days prior to approval.

Indicate if the changes in the content were reviewed and accepted by the SRP to determine coverage of the Texas Essential Knowledge and Skills (TEKS), English Language Proficiency Standards (ELPS), or Texas Prekindergarten Guidelines (TPG) by selecting a box below. (**Note:** All request to update editions that do not change content reviewed and accepted by the SRP must be entered on the *Update to Content Not Reviewed by SRP* document.)

TEKS

ELPS

TPG

TEKS and ELPS

Proclamation Year: 2024

Publisher: Typing.com

Subject Area/Course: Tech Apps

### Adopted Program Information:

Title: Typing.com: 2nd Grade TX

ISBN: 9798987771723

Enter the identical Program Title of your identical product that will contain the identical updates.

Identical Program Title: Typing.com: 2nd Grade TX

Identical Program ISBN: 9798987771723

### Adopted Component Information

Title: 2nd Grade

ISBN: 9798987771723-08

Enter the identical component title of your identical product that will contain the identical updates.

Identical Component Title: 2nd Grade

Identical Component ISBN: 9798987771723-08

### Publisher's overall rationale for this update

Content was updated in order to increase our TEKS alignment percentage to 100%

### Publisher's overall description of the change

New digital citizenship and coding content was created in order to meet additional TEKS.

## Update to Content Accepted by SRP

### Access Information

Enter access information below to the adopted version of the instructional materials and the proposed new content.

Currently Adopted Content URL: <https://www.typing.com/student/proclamation-2024>

Currently Adopted Content Username: proc2024.2

Currently Adopted Content Password: typing!

Proposed Updated Content URL: <https://www.typing.com/student/proclamation-2024-update>

Proposed Updated Content Username: proc2024update.2

Proposed Updated Content Password: typing!

### Update comparison:

Each change in the component on this form should be documented in the update comparison below. You must submit a separate request for **each component**, not each change. (**Note:** Repeat this section as often as needed by copying and pasting the entire area from the (SE)(Breakout(s)) and (Citation Type(s)) to the dividing line for each change.)

---

#### **(SE)(Breakout(s)) and (Citation Type(s))**

(3)(A)(i) Narrative

#### **Description of the specific location and hyperlink to the exact location of currently adopted content**

New standard, no current content

#### **Description of the specific location and hyperlink to the exact location of the proposed new content**

Detective Time: Problem Solving Skills: Screen 1

<https://www.typing.com/student/lesson/216524/detective-time-problem-solving-skills#1>

#### Screenshot of Currently Adopted Content

New standard, no current content

#### Screenshot of Proposed New Content

## Update to Content Accepted by SRP



### (SE)(Breakout(s)) and (Citation Type(s))

#### (3)(A)(i) Activity

**Description of the specific location and hyperlink to the exact location of currently adopted content**  
New standard, no current content

**Description of the specific location and hyperlink to the exact location of the proposed new content**

Detective Time: Problem Solving Skills: Screen 1  
<https://www.typing.com/student/lesson/216524/detective-time-problem-solving-skills#1>

#### Screenshot of Currently Adopted Content

New standard, no current content

#### Screenshot of Proposed New Content



## Update to Content Accepted by SRP

### (SE)(Breakout(s)) and (Citation Type(s))

(3)(A)(i) Activity

**Description of the specific location and hyperlink to the exact location of currently adopted content**  
New standard, no current content

**Description of the specific location and hyperlink to the exact location of the proposed new content**

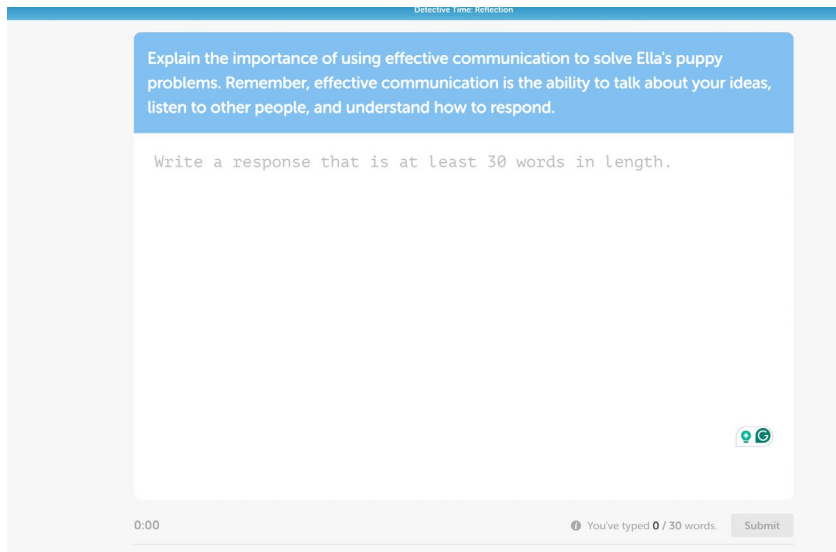
Detective Time: Reflection: Screen 4

<https://www.typing.com/student/lesson/221380/detective-time-reflection#4>

### Screenshot of Currently Adopted Content

New standard, no current content

### Screenshot of Proposed New Content



---

### (SE)(Breakout(s)) and (Citation Type(s))

(3)(A)(ii) Narrative

**Description of the specific location and hyperlink to the exact location of currently adopted content**  
New standard, no current content

**Description of the specific location and hyperlink to the exact location of the proposed new content**

Detective Time: Problem Solving Skills: Screen 3

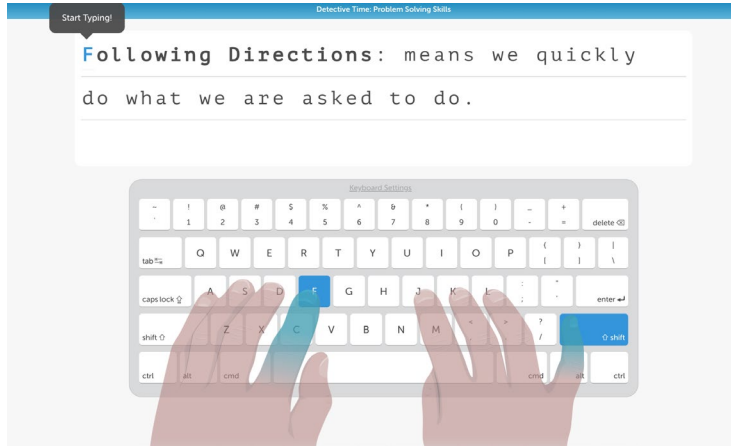
<https://www.typing.com/student/lesson/216524/detective-time-problem-solving-skills#3>

## Update to Content Accepted by SRP

### Screenshot of Currently Adopted Content

New standard, no current content

### Screenshot of Proposed New Content



---

### (SE)(Breakout(s)) and (Citation Type(s))

(3)(A)(ii) Activity

**Description of the specific location and hyperlink to the exact location of currently adopted content**

New standard, no current content

**Description of the specific location and hyperlink to the exact location of the proposed new content**

Detective Time: Problem Solving Skills: Screen 3

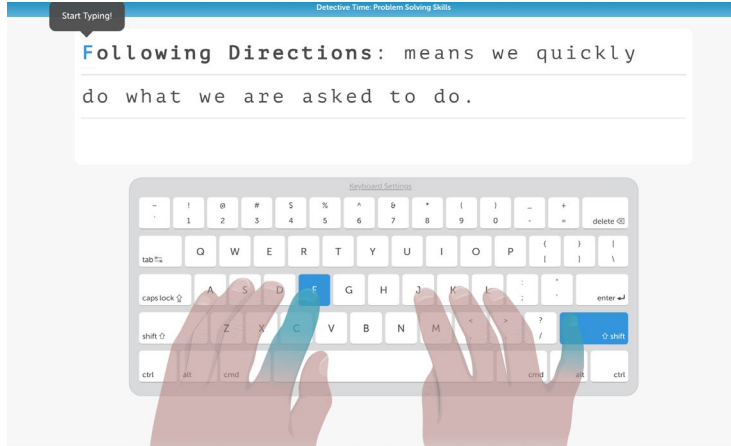
<https://www.typing.com/student/lesson/216524/detective-time-problem-solving-skills#3>

### Screenshot of Currently Adopted Content

New standard, no current content

### Screenshot of Proposed New Content

## Update to Content Accepted by SRP



### (SE)(Breakout(s)) and (Citation Type(s))

(3)(A)(ii) Activity

**Description of the specific location and hyperlink to the exact location of currently adopted content**  
New standard, no current content

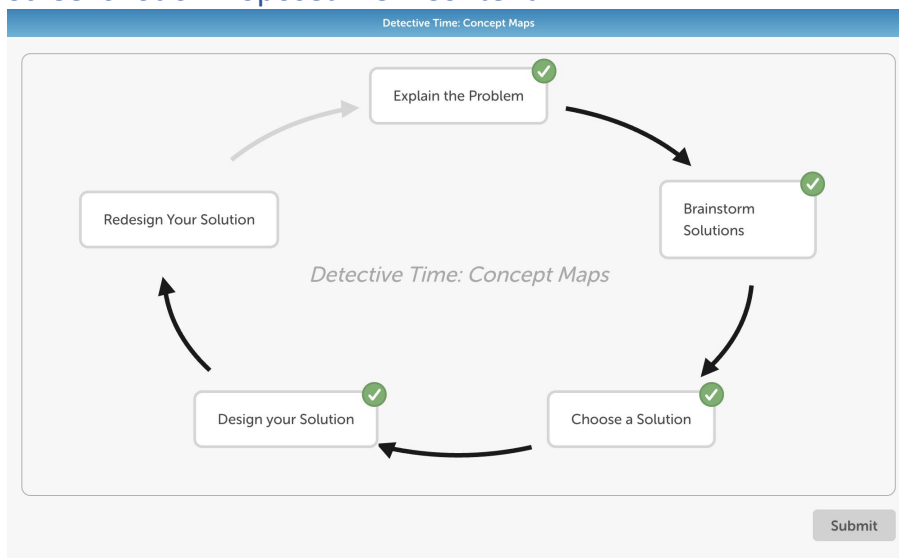
**Description of the specific location and hyperlink to the exact location of the proposed new content**

Detective Time: Concept Maps: All screens  
<https://www.typing.com/student/lesson/212716/detective-time-concept-maps>

### Screenshot of Currently Adopted Content

New standard, no current content

### Screenshot of Proposed New Content



## Update to Content Accepted by SRP

---

### (SE)(Breakout(s)) and (Citation Type(s))

(3)(A)(ii) Activity

**Description of the specific location and hyperlink to the exact location of currently adopted content**  
New standard, no current content

**Description of the specific location and hyperlink to the exact location of the proposed new content**

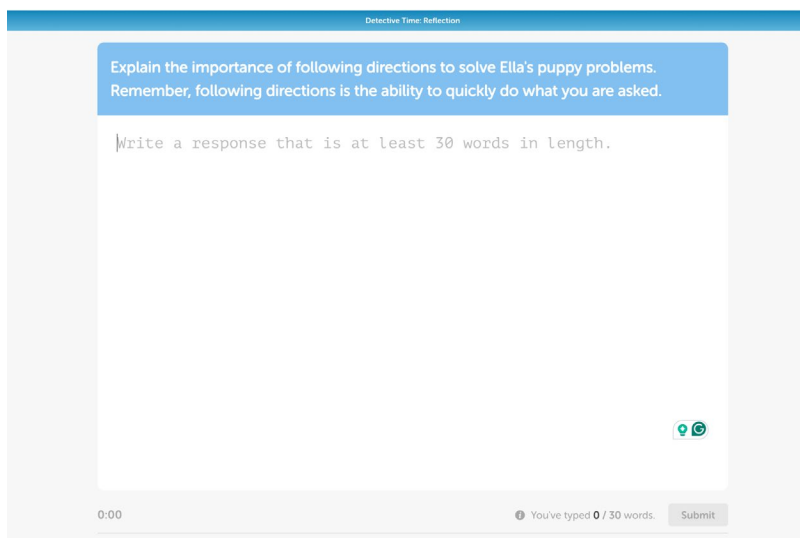
Detective Time: Reflection: Screen 2

<https://www.typing.com/student/lesson/221380/detective-time-reflection#2>

### Screenshot of Currently Adopted Content

New standard, no current content

### Screenshot of Proposed New Content



Detective Time: Reflection

Explain the importance of following directions to solve Ella's puppy problems.  
Remember, following directions is the ability to quickly do what you are asked.

Write a response that is at least 30 words in length.

0:00 You've typed 0 / 30 words Submit

---

### (SE)(Breakout(s)) and (Citation Type(s))

(3)(A)(iii) Narrative

**Description of the specific location and hyperlink to the exact location of currently adopted content**  
New standard, no current content

**Description of the specific location and hyperlink to the exact location of the proposed new content**

Detective Time: Problem Solving Skills: Screen 2

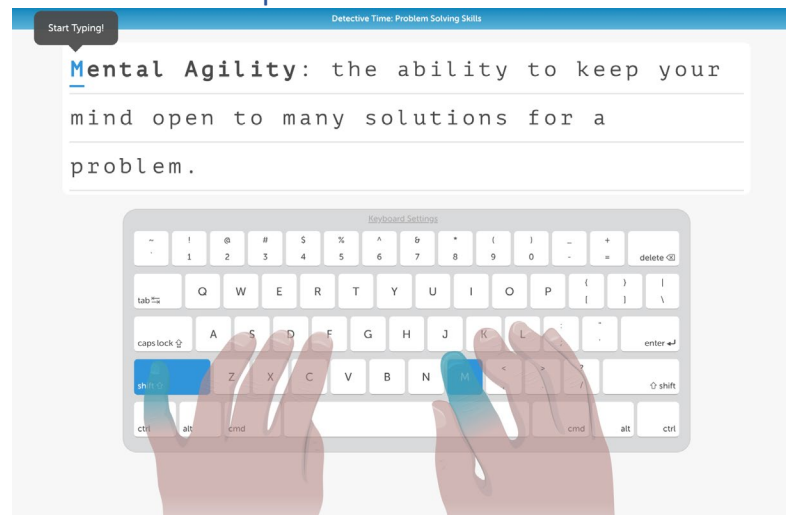
<https://www.typing.com/student/lesson/216524/detective-time-problem-solving-skills#2>

## Update to Content Accepted by SRP

### Screenshot of Currently Adopted Content

New standard, no current content

### Screenshot of Proposed New Content



---

### (SE)(Breakout(s)) and (Citation Type(s))

(3)(A)(iii) Activity

#### Description of the specific location and hyperlink to the exact location of currently adopted content

New standard, no current content

#### Description of the specific location and hyperlink to the exact location of the proposed new content

Detective Time: Problem Solving Skills: Screen 2

<https://www.typing.com/student/lesson/216524/detective-time-problem-solving-skills#2>

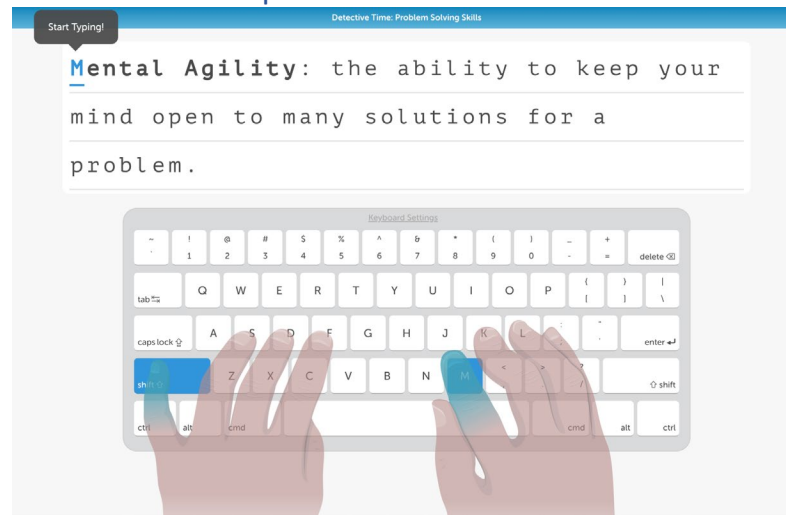
### Screenshot of Currently Adopted Content

New standard, no current content



# Update to Content Accepted by SRP

## Screenshot of Proposed New Content



### (SE)(Breakout(s)) and (Citation Type(s))

(3)(A)(iii) Activity

**Description of the specific location and hyperlink to the exact location of currently adopted content**  
New standard, no current content

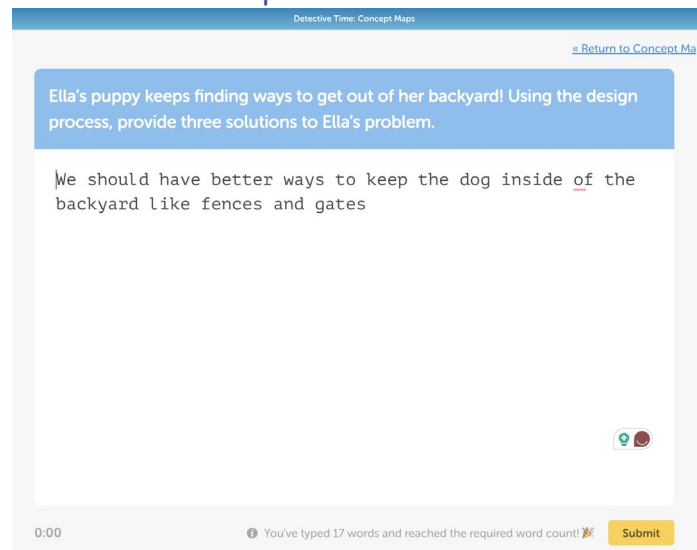
**Description of the specific location and hyperlink to the exact location of the proposed new content**

Detective Time: Concept Maps: Screen 2  
<https://www.typing.com/student/lesson/212716/detective-time-concept-maps#2>

## Screenshot of Currently Adopted Content

New standard, no current content

## Screenshot of Proposed New Content



## Update to Content Accepted by SRP

---

### (SE)(Breakout(s)) and (Citation Type(s))

(3)(A)(iii) Activity

**Description of the specific location and hyperlink to the exact location of currently adopted content**  
New standard, no current content

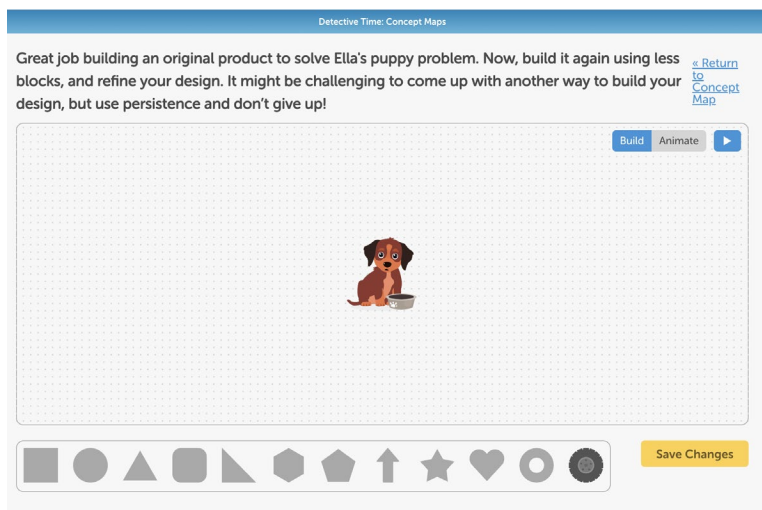
**Description of the specific location and hyperlink to the exact location of the proposed new content**

Detective Time: Concept Maps: Screen 5  
<https://www.typing.com/student/lesson/212716/detective-time-concept-maps#5>

### Screenshot of Currently Adopted Content

New standard, no current content

### Screenshot of Proposed New Content



---

### (SE)(Breakout(s)) and (Citation Type(s))

(3)(A)(iii) Activity

**Description of the specific location and hyperlink to the exact location of currently adopted content**  
New standard, no current content

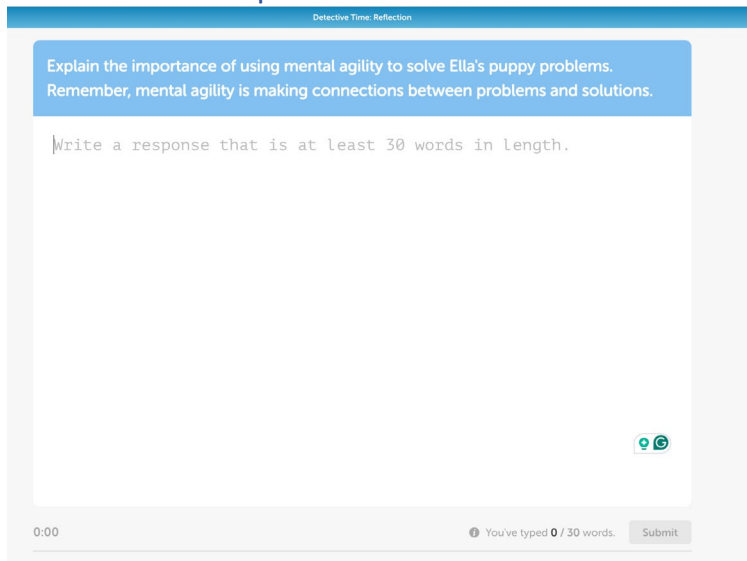
**Description of the specific location and hyperlink to the exact location of the proposed new content**  
Detective Time: Reflection: Screen 1  
<https://www.typing.com/student/lesson/221380/detective-time-reflection#1>

## Update to Content Accepted by SRP

### Screenshot of Currently Adopted Content

New standard, no current content

### Screenshot of Proposed New Content



Detective Time: Reflection

Explain the importance of using mental agility to solve Ella's puppy problems.  
Remember, mental agility is making connections between problems and solutions.

Write a response that is at least 30 words in length.

0:00 You've typed 0 / 30 words. Submit

---

### **(SE)(Breakout(s)) and (Citation Type(s))**

(3)(B)(i) Narrative

### **Description of the specific location and hyperlink to the exact location of currently adopted content**

New standard, no current content

### **Description of the specific location and hyperlink to the exact location of the proposed new content**

Detective Time: Q & A: Intro (all sections)

<https://www.typing.com/student/lesson/212712/detective-time-q-a#1>

### Screenshot of Currently Adopted Content

New standard, no current content

# Update to Content Accepted by SRP

## Screenshot of Proposed New Content

**Detective Time**

Hi there detectives! Today we will learn about identifying and finding ways to solve problems. As detectives, we will use a special tool called a design process to solve an everyday problem. The design process will require brainstorming skills, the ability to follow directions, and our detective skills to search for ideas about how to change a problem into a solution.

Let's break down the design process into three steps to help us when we need to solve a problem:

- Step 1: Explain the problem.
- Step 2: Brainstorm ideas and solutions to fix the problem.
- Step 3: Choose and test a solution.

Let's read a story about Ella and her new puppy, and walk through the design process together as we find a solution for her problem.

Ella got a new puppy for her birthday, and she is so excited to have a new best friend! Ella's mom agreed to get her a puppy if she could follow one rule: Ella must feed the dog every morning and every night. Ella is doing a great job feeding her puppy in the morning, but she is always forgetting to feed her again at night. How can you help Ella remember to feed her puppy?

[Begin Quiz](#)

## (SE)(Breakout(s)) and (Citation Type(s))

### (3)(B)(i) Activity

**Description of the specific location and hyperlink to the exact location of currently adopted content**  
New standard, no current content

**Description of the specific location and hyperlink to the exact location of the proposed new content**  
Detective Time: Q & A: Screen 2  
<https://www.typing.com/student/lesson/212712/detective-time-q-a#2>

## Screenshot of Currently Adopted Content

New standard, no current content

## Screenshot of Proposed New Content

Detective Time: Q & A

Question 2 of 5

2 What problem does Ella have?

- She forgets to turn in her homework
- She is late to school every day
- She forgets to feed her puppy at night
- She can't remember to clean her room

[Submit Answer](#)

## Update to Content Accepted by SRP

---

### (SE)(Breakout(s)) and (Citation Type(s))

(3)(B)(i) Activity

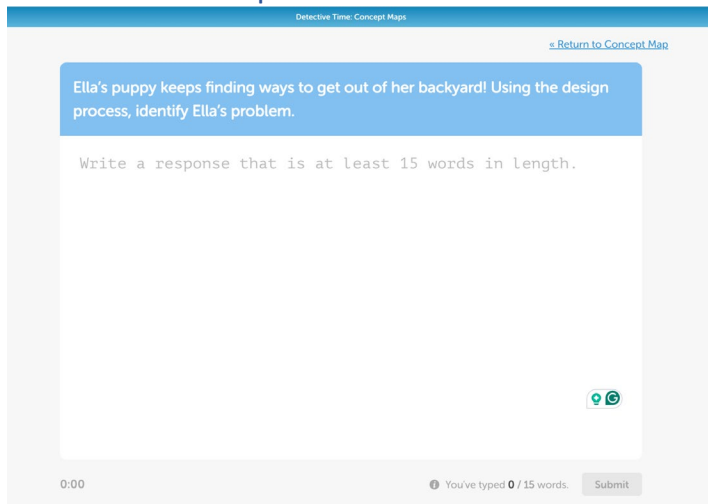
**Description of the specific location and hyperlink to the exact location of currently adopted content**  
New standard, no current content

**Description of the specific location and hyperlink to the exact location of the proposed new content**  
Detective Time: Concept Maps: Screen 1  
<https://www.typing.com/student/lesson/212712/detective-time-q-a#2>

### Screenshot of Currently Adopted Content

New standard, no current content

### Screenshot of Proposed New Content



---

### (SE)(Breakout(s)) and (Citation Type(s))

(3)(B)(ii) Narrative

**Description of the specific location and hyperlink to the exact location of currently adopted content**  
New standard, no current content

**Description of the specific location and hyperlink to the exact location of the proposed new content**  
Detective Time: Q & A: Intro (all sections)  
<https://www.typing.com/student/lesson/212712/detective-time-q-a#1>

### Screenshot of Currently Adopted Content

New standard, no current content

# Update to Content Accepted by SRP

## Screenshot of Proposed New Content

**Detective Time**

Hi there detectives! Today we will learn about identifying and finding ways to solve problems. As detectives, we will use a special tool called a design process to solve an everyday problem. The design process will require brainstorming skills, the ability to follow directions, and our detective skills to search for ideas about how to change a problem into a solution.

Let's break down the design process into three steps to help us when we need to solve a problem:

- Step 1: Explain the problem.
- Step 2: Brainstorm ideas and solutions to fix the problem.
- Step 3: Choose and test a solution.

Let's read a story about Ella and her new puppy, and walk through the design process together as we find a solution for her problem.

Ella got a new puppy for her birthday, and she is so excited to have a new best friend! Ella's mom agreed to get her a puppy if she could follow one rule: Ella must feed the dog every morning and every night. Ella is doing a great job feeding her puppy in the morning, but she is always forgetting to feed her again at night. How can you help Ella remember to feed her puppy?

[Begin Quiz](#)

## (SE)(Breakout(s)) and (Citation Type(s))

### (3)(B)(ii) Activity

**Description of the specific location and hyperlink to the exact location of currently adopted content**  
New standard, no current content

**Description of the specific location and hyperlink to the exact location of the proposed new content**  
Detective Time: Q & A: Screen 4  
<https://www.typing.com/student/lesson/212712/detective-time-q-a#4>

## Screenshot of Currently Adopted Content

New standard, no current content

## Screenshot of Proposed New Content

Detective Time: Q & A

Question 4 of 5

4 What is a good way for Ella to remember to feed her puppy?

- Ella can feed her when she eats her own dinner
- All of these
- Ella can use magnets on the fridge to remind her
- Ella can set a reminder to go off in the evening

[Submit Answer](#)

## Update to Content Accepted by SRP

---

### (SE)(Breakout(s)) and (Citation Type(s))

(3)(B)(ii) Activity

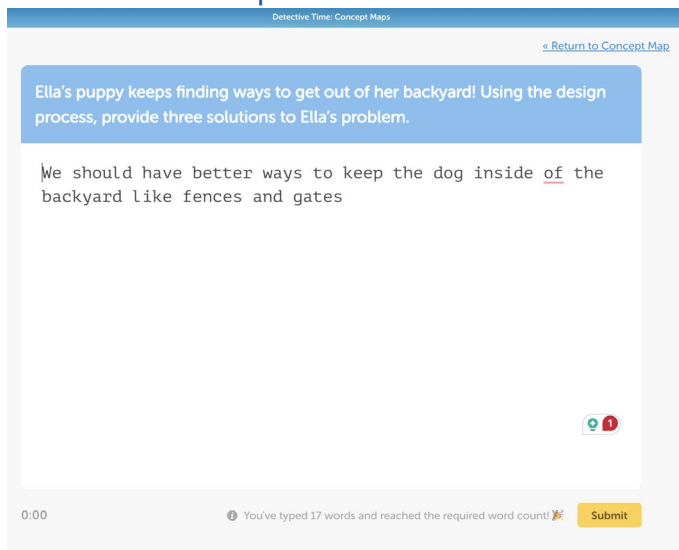
**Description of the specific location and hyperlink to the exact location of currently adopted content**  
New standard, no current content

**Description of the specific location and hyperlink to the exact location of the proposed new content**  
Detective Time: Concept Maps: Screen 2  
<https://www.typing.com/student/lesson/212716/detective-time-concept-maps#2>

### Screenshot of Currently Adopted Content

New standard, no current content

### Screenshot of Proposed New Content



---

### (SE)(Breakout(s)) and (Citation Type(s))

(3)(B)(ii) Activity

**Description of the specific location and hyperlink to the exact location of currently adopted content**  
New standard, no current content

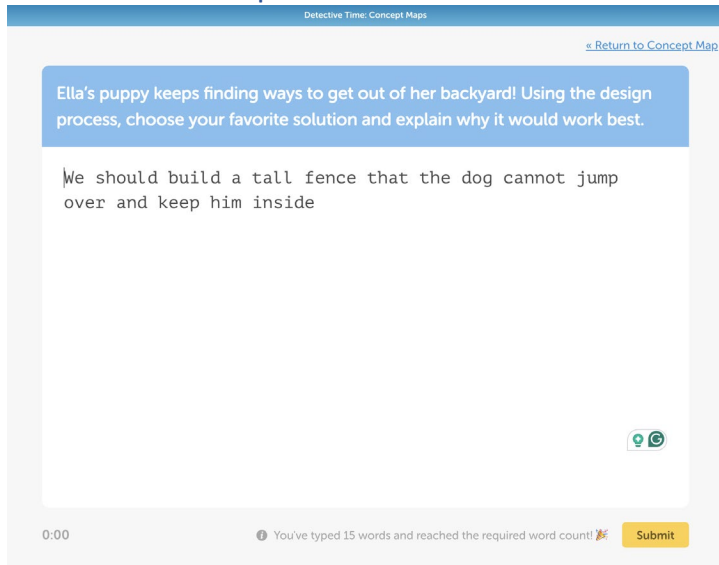
**Description of the specific location and hyperlink to the exact location of the proposed new content**  
Detective Time: Concept Maps: Screen 3 "choose a solution"  
<https://www.typing.com/student/lesson/212716/detective-time-concept-maps#3>

### Screenshot of Currently Adopted Content

New standard, no current content

# Update to Content Accepted by SRP

## Screenshot of Proposed New Content



### **(SE)(Breakout(s)) and (Citation Type(s))**

(3)(B)(iii) Narrative

**Description of the specific location and hyperlink to the exact location of currently adopted content**  
New standard, no current content

**Description of the specific location and hyperlink to the exact location of the proposed new content**  
Detective Time: Q & A: Intro (all sections)  
<https://www.typing.com/student/lesson/212712/detective-time-q-a#1>

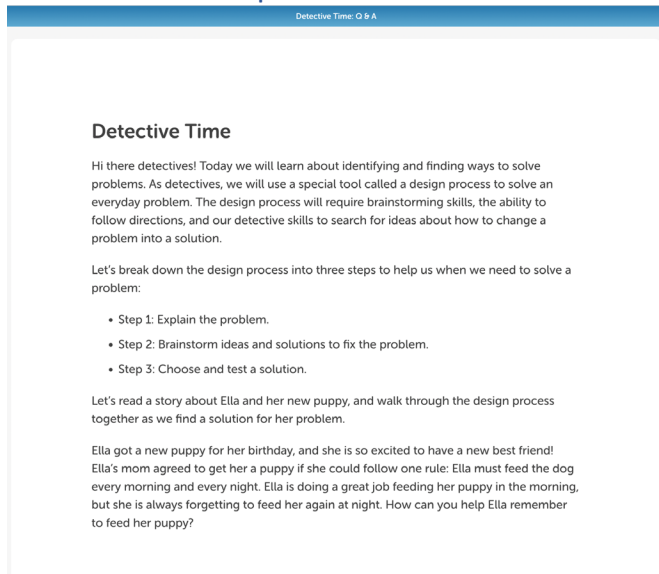
### Screenshot of Currently Adopted Content

New standard, no current content



# Update to Content Accepted by SRP

## Screenshot of Proposed New Content



Detective Time: Q & A

### Detective Time

Hi there detectives! Today we will learn about identifying and finding ways to solve problems. As detectives, we will use a special tool called a design process to solve an everyday problem. The design process will require brainstorming skills, the ability to follow directions, and our detective skills to search for ideas about how to change a problem into a solution.

Let's break down the design process into three steps to help us when we need to solve a problem:

- Step 1: Explain the problem.
- Step 2: Brainstorm ideas and solutions to fix the problem.
- Step 3: Choose and test a solution.

Let's read a story about Ella and her new puppy, and walk through the design process together as we find a solution for her problem.

Ella got a new puppy for her birthday, and she is so excited to have a new best friend! Ella's mom agreed to get her a puppy if she could follow one rule: Ella must feed the dog every morning and every night. Ella is doing a great job feeding her puppy in the morning, but she is always forgetting to feed her again at night. How can you help Ella remember to feed her puppy?

## (SE)(Breakout(s)) and (Citation Type(s))

### (3)(B)(iii) Activity

**Description of the specific location and hyperlink to the exact location of currently adopted content**  
New standard, no current content

**Description of the specific location and hyperlink to the exact location of the proposed new content**

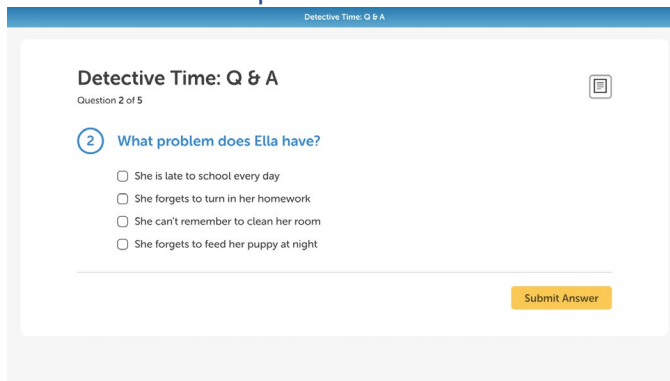
Detective Time: Q & A: Screen 2

<https://www.typing.com/student/lesson/212712/detective-time-q-a#2>

## Screenshot of Currently Adopted Content

New standard, no current content

## Screenshot of Proposed New Content



Detective Time: Q & A

Question 2 of 5

2 What problem does Ella have?

- She is late to school every day
- She forgets to turn in her homework
- She can't remember to clean her room
- She forgets to feed her puppy at night

Submit Answer

## Update to Content Accepted by SRP

### (SE)(Breakout(s)) and (Citation Type(s))

(3)(B)(iii) Activity

#### Description of the specific location and hyperlink to the exact location of currently adopted content

New standard, no current content

#### Description of the specific location and hyperlink to the exact location of the proposed new content

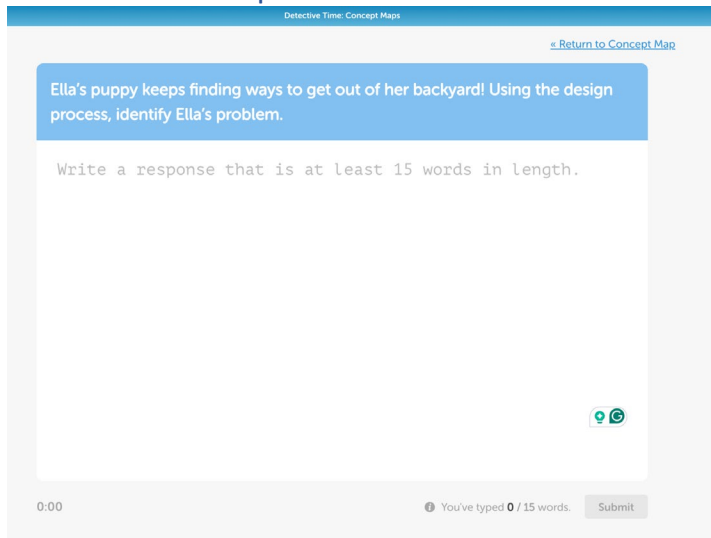
Detective Time: Concept Maps: Screen 1

<https://www.typing.com/student/lesson/212716/detective-time-concept-maps#1>

#### Screenshot of Currently Adopted Content

New standard, no current content

#### Screenshot of Proposed New Content



---

### (SE)(Breakout(s)) and (Citation Type(s))

(3)(B)(iv) Narrative

#### Description of the specific location and hyperlink to the exact location of currently adopted content

New standard, no current content

#### Description of the specific location and hyperlink to the exact location of the proposed new content

Detective Time: Q & A: Intro (all sections)

<https://www.typing.com/student/lesson/212712/detective-time-q-a#1>

#### Screenshot of Currently Adopted Content

New standard, no current content

# Update to Content Accepted by SRP

## Screenshot of Proposed New Content

Detective Time: Q & A

### Detective Time

Hi there detectives! Today we will learn about identifying and finding ways to solve problems. As detectives, we will use a special tool called a design process to solve an everyday problem. The design process will require brainstorming skills, the ability to follow directions, and our detective skills to search for ideas about how to change a problem into a solution.

Let's break down the design process into three steps to help us when we need to solve a problem:

- Step 1: Explain the problem.
- Step 2: Brainstorm ideas and solutions to fix the problem.
- Step 3: Choose and test a solution.

Let's read a story about Ella and her new puppy, and walk through the design process together as we find a solution for her problem.

Ella got a new puppy for her birthday, and she is so excited to have a new best friend! Ella's mom agreed to get her a puppy if she could follow one rule: Ella must feed the dog every morning and every night. Ella is doing a great job feeding her puppy in the morning, but she is always forgetting to feed her again at night. How can you help Ella remember to feed her puppy?

## (SE)(Breakout(s)) and (Citation Type(s))

### (3)(B)(iv) Activity

#### Description of the specific location and hyperlink to the exact location of currently adopted content

New standard, no current content

#### Description of the specific location and hyperlink to the exact location of the proposed new content

Detective Time: Q & A: Screen 4

<https://www.typing.com/student/lesson/212712/detective-time-q-a#4>

## Screenshot of Currently Adopted Content

New standard, no current content

## Screenshot of Proposed New Content

Detective Time: Q & A

Question 4 of 5

4 What is a good way for Ella to remember to feed her puppy?

- Ella can use magnets on the fridge to remind her
- Ella can feed her when she eats her own dinner
- Ella can set a reminder to go off in the evening
- All of these

Submit Answer

## Update to Content Accepted by SRP

---

### (SE)(Breakout(s)) and (Citation Type(s))

(3)(B)(iv) Activity

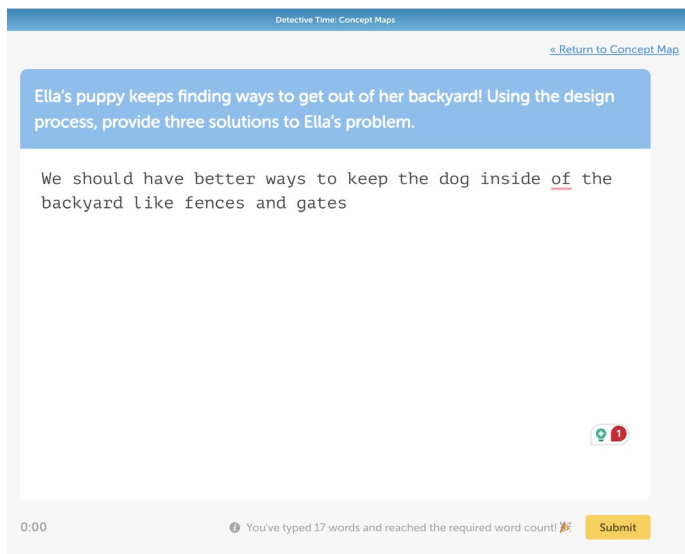
**Description of the specific location and hyperlink to the exact location of currently adopted content**  
New standard, no current content

**Description of the specific location and hyperlink to the exact location of the proposed new content**  
Detective Time: Concept Maps: Screen 2 “Brainstorm Solutions”  
<https://www.typing.com/student/lesson/212716/detective-time-concept-maps#2>

Screenshot of Currently Adopted Content

New standard, no current content

Screenshot of Proposed New Content



### (SE)(Breakout(s)) and (Citation Type(s))

(3)(B)(iv) Activity

**Description of the specific location and hyperlink to the exact location of currently adopted content**  
New standard, no current content

**Description of the specific location and hyperlink to the exact location of the proposed new content**  
Detective Time: Concept Maps: Screen 3 “Choose a Solution”  
<https://www.typing.com/student/lesson/212716/detective-time-concept-maps#3>

Screenshot of Currently Adopted Content

New standard, no current content

## Update to Content Accepted by SRP

### Screenshot of Proposed New Content

Detective Time: Concept Maps

[Return to Concept Map](#)

Ella's puppy keeps finding ways to get out of her backyard! Using the design process, choose your favorite solution and explain why it would work best.

We should build a tall fence that the dog cannot jump over and keep him inside

0:00

You've typed 15 words and reached the required word count!

Submit

---

### (SE)(Breakout(s)) and (Citation Type(s))

(4)(A)(i) Narrative

#### Description of the specific location and hyperlink to the exact location of currently adopted content

New standard, no current content

#### Description of the specific location and hyperlink to the exact location of the proposed new content

The Power of Helping Technology:Part 1: Screen 1 intro (all sections)

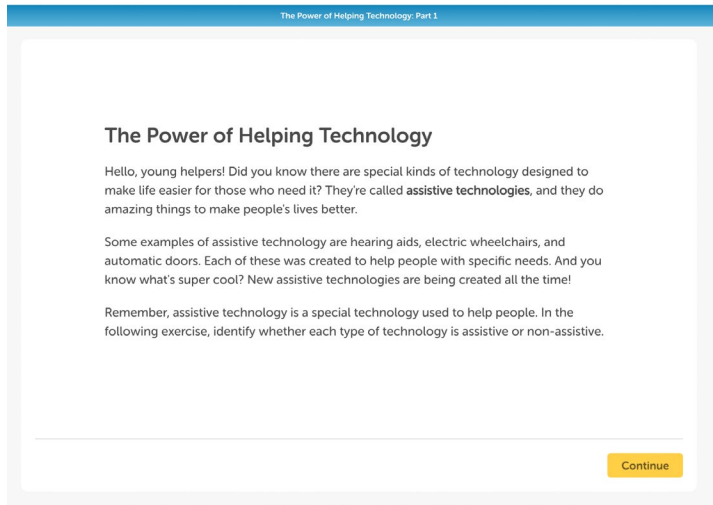
<https://www.typing.com/student/lesson/216512/the-power-of-helping-technology-part-1#1>

### Screenshot of Currently Adopted Content

New standard, no current content

# Update to Content Accepted by SRP

## Screenshot of Proposed New Content



## (SE)(Breakout(s)) and (Citation Type(s))

(4)(A)(i) Activity

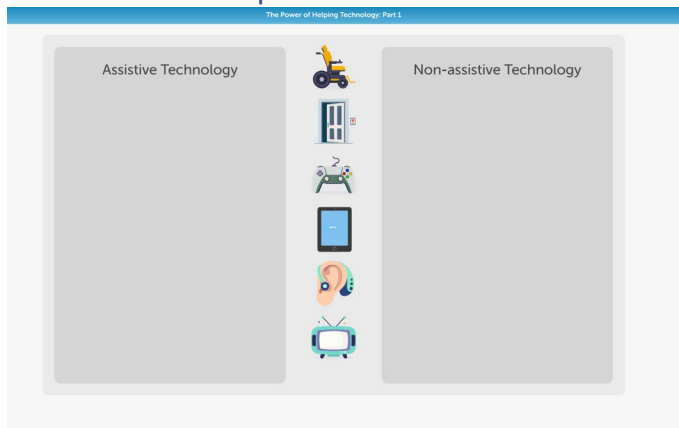
**Description of the specific location and hyperlink to the exact location of currently adopted content**  
New standard, no current content

**Description of the specific location and hyperlink to the exact location of the proposed new content**  
The Power of Helping Technology: Part 1: Click & Drag Activity  
<https://www.typing.com/student/lesson/216512/the-power-of-helping-technology-part-1>

## Screenshot of Currently Adopted Content

New standard, no current content

## Screenshot of Proposed New Content



## Update to Content Accepted by SRP

### (SE)(Breakout(s)) and (Citation Type(s))

(4)(A)(i) Activity

#### Description of the specific location and hyperlink to the exact location of currently adopted content

New standard, no current content

#### Description of the specific location and hyperlink to the exact location of the proposed new content

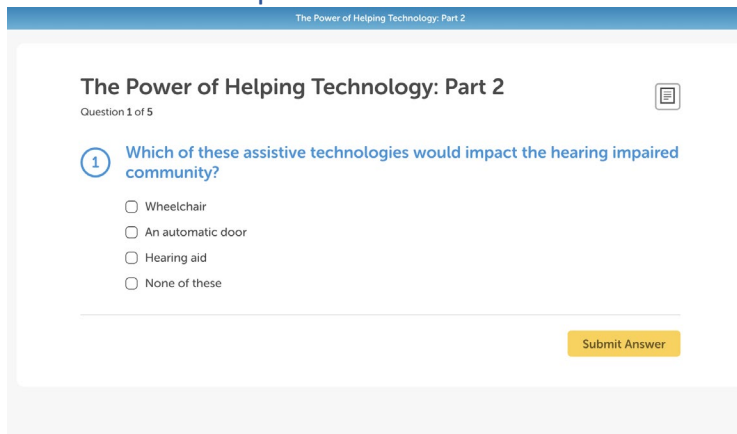
The Power of Helping Technology: Part 2: Screens 1-5 (click any answer to move to the next screen)

<https://www.typing.com/student/lesson/216514/the-power-of-helping-technology-part-2>

#### Screenshot of Currently Adopted Content

New standard, no current content

#### Screenshot of Proposed New Content



---

### (SE)(Breakout(s)) and (Citation Type(s))

(4)(A)(ii) Narrative

#### Description of the specific location and hyperlink to the exact location of currently adopted content

New standard, no current content

#### Description of the specific location and hyperlink to the exact location of the proposed new content

The Power of Helping Technology:Part 1: Screen 1 intro (all sections)

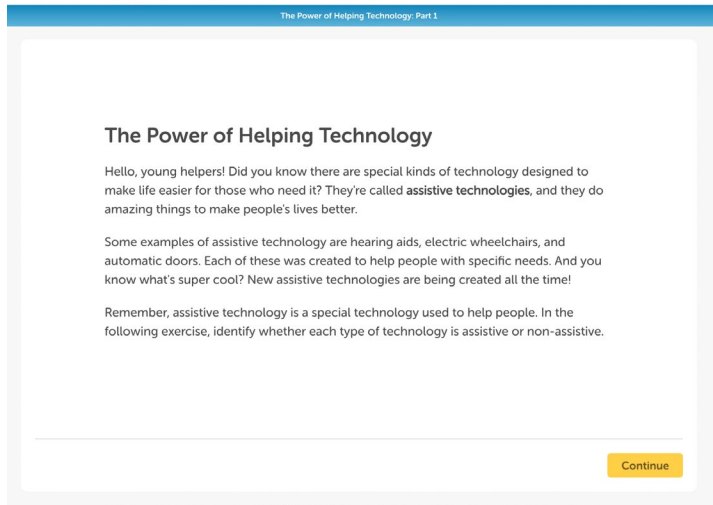
<https://www.typing.com/student/lesson/216512/the-power-of-helping-technology-part-1#1>

#### Screenshot of Currently Adopted Content

New standard, no current content

# Update to Content Accepted by SRP

## Screenshot of Proposed New Content



## (SE)(Breakout(s)) and (Citation Type(s))

(4)(A)(ii) Activity

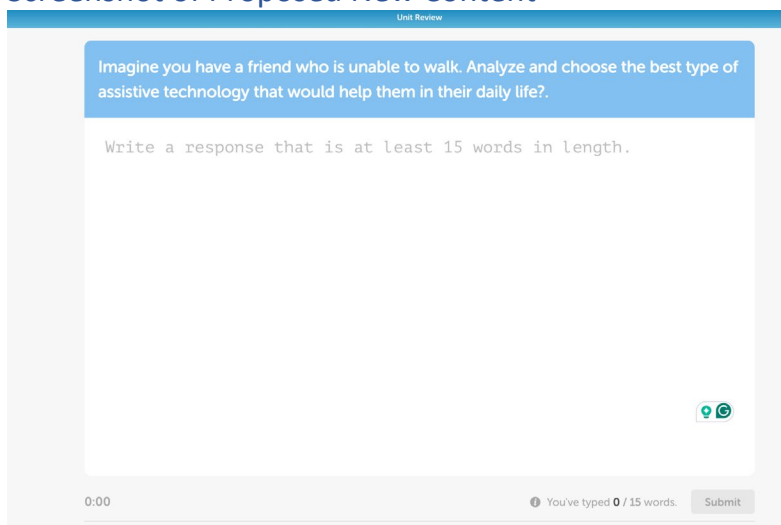
**Description of the specific location and hyperlink to the exact location of currently adopted content**  
New standard, no current content

**Description of the specific location and hyperlink to the exact location of the proposed new content**  
Unit Review: Question 8  
<https://www.typing.com/student/lesson/208375/unit-review#8>

## Screenshot of Currently Adopted Content

New standard, no current content

## Screenshot of Proposed New Content





# Update to Content Accepted by SRP

---

## **(SE)(Breakout(s)) and (Citation Type(s))**

(8)(A)(i) Narrative

### **Description of the specific location and hyperlink to the exact location of currently adopted content**

New standard, no current content

### **Description of the specific location and hyperlink to the exact location of the proposed new content**

Using Devices & Resources: Part 1: Introduction screen (all sections)

<https://www.typing.com/student/lesson/209556/using-devices-and-resources-part-1#1>

## Screenshot of Currently Adopted Content

New standard, no current content

## Screenshot of Proposed New Content

**Using Devices and Resources**

Today we are going to learn about how to use technology safely! Just like you practice crossing the street safely and following rules in the classroom, we have rules we need to follow when using technology.

How do we know which rules to follow? We have a guidebook called an "Acceptable Use Policy", or an AUP for short. This guidebook helps us make smart choices when using technology to keep us safe. Let's go through five quick rules to keep technology fun and safe!

- You should keep food and drinks away from computers and technology devices.
- You should not share your password or login information with a friend or stranger.
- You should only use classroom technology for classroom activities.
- When using online resources, you should ask an adult for help if you see anything on your screen that looks strange or makes you uncomfortable.
- You should log out of your computers and technology devices when you're done using them.

Let's go through some examples! Click on the picture you think is the safe option:

---

## **(SE)(Breakout(s)) and (Citation Type(s))**

(8)(A)(i) Activity

### **Description of the specific location and hyperlink to the exact location of currently adopted content**

New standard, no current content

### **Description of the specific location and hyperlink to the exact location of the proposed new content**

Using Devices & Resources: Screen 3, question 3

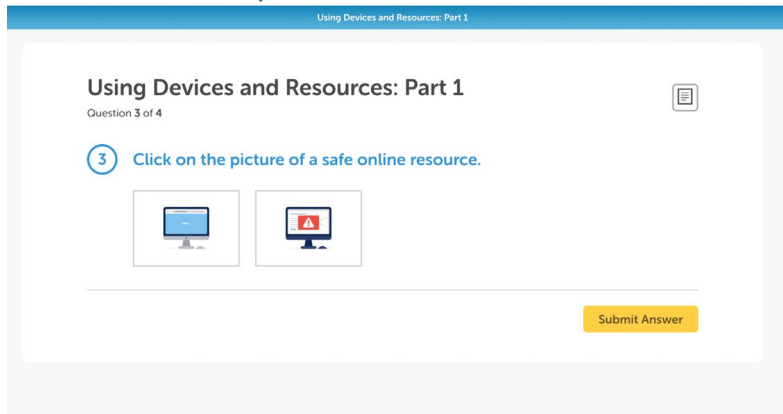
<https://www.typing.com/student/lesson/209556/using-devices-and-resources-part-1#3>

## Update to Content Accepted by SRP

### Screenshot of Currently Adopted Content

New standard, no current content

### Screenshot of Proposed New Content



---

### (SE)(Breakout(s)) and (Citation Type(s))

(8)(A)(i) Activity

### Description of the specific location and hyperlink to the exact location of currently adopted content

New standard, no current content

### Description of the specific location and hyperlink to the exact location of the proposed new content

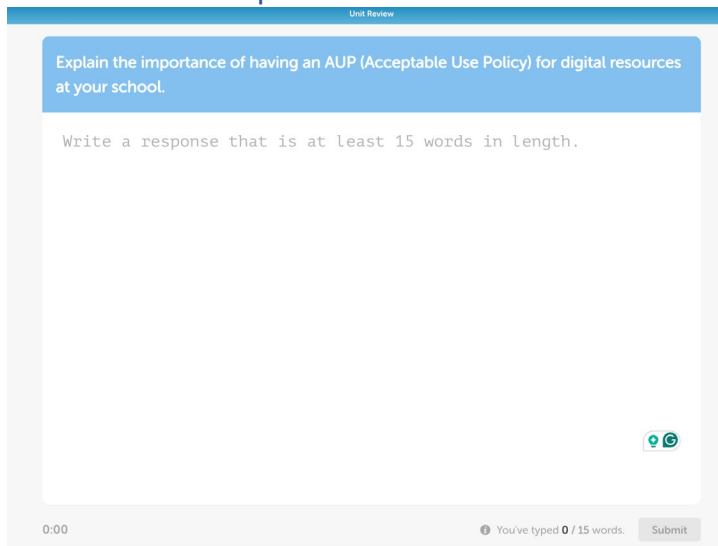
Unit Review: Screen 6, question 6

<https://www.typing.com/student/lesson/208375/unit-review#6>

### Screenshot of Currently Adopted Content

New standard, no current content

### Screenshot of Proposed New Content



# Update to Content Accepted by SRP

---

## **(SE)(Breakout(s)) and (Citation Type(s))**

(8)(A)(ii) Narrative

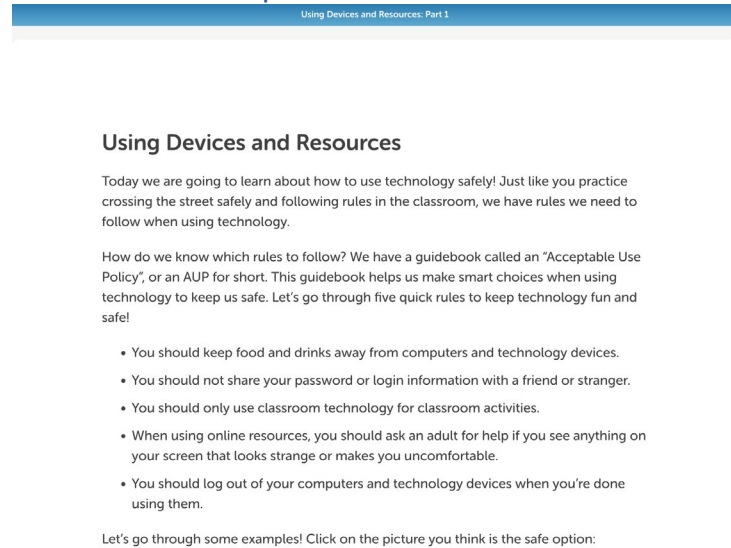
**Description of the specific location and hyperlink to the exact location of currently adopted content**  
New standard, no current content

**Description of the specific location and hyperlink to the exact location of the proposed new content**  
Using Devices & Resources: Part 1: Introduction screen (all sections)  
<https://www.typing.com/student/lesson/209556/using-devices-and-resources-part-1#1>

## Screenshot of Currently Adopted Content

New standard, no current content

## Screenshot of Proposed New Content



---

## **(SE)(Breakout(s)) and (Citation Type(s))**

(8)(A)(ii) Activity

**Description of the specific location and hyperlink to the exact location of currently adopted content**  
New standard, no current content

**Description of the specific location and hyperlink to the exact location of the proposed new content**  
Using Devices & Resources: Screen 1, question 1

## Update to Content Accepted by SRP

<https://www.typing.com/student/lesson/209556/using-devices-and-resources-part-1#1>

### Screenshot of Currently Adopted Content

New standard, no current content

### Screenshot of Proposed New Content



---

### **(SE)(Breakout(s)) and (Citation Type(s))**

(8)(A)(ii) Activity

### **Description of the specific location and hyperlink to the exact location of currently adopted content**

New standard, no current content

### **Description of the specific location and hyperlink to the exact location of the proposed new content**

Unit Review: Screen 7, question 7

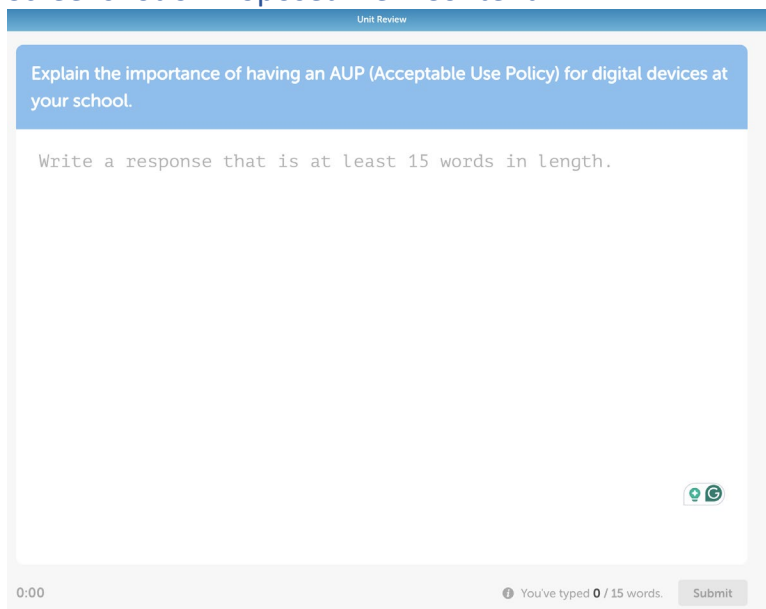
<https://www.typing.com/student/lesson/208375/unit-review#7>

### Screenshot of Currently Adopted Content

New standard, no current content

## Update to Content Accepted by SRP

### Screenshot of Proposed New Content



The screenshot shows a digital typing test interface. At the top, a blue header bar contains the text "Unit Review". Below this, a blue box contains the prompt: "Explain the importance of having an AUP (Acceptable Use Policy) for digital devices at your school." Underneath the prompt is a large white text area for the student's response. A small instruction reads: "Write a response that is at least 15 words in length." At the bottom of the interface, there is a status bar showing a timer at "0:00", a word count "You've typed 0 / 15 words.", and a "Submit" button. A small icon of a person and a speech bubble is visible in the bottom right corner of the text area.

### **(SE)(Breakout(s)) and (Citation Type(s))**

(8)(A)(iii) Narrative

**Description of the specific location and hyperlink to the exact location of currently adopted content**  
New standard, no current content

**Description of the specific location and hyperlink to the exact location of the proposed new content**  
Using Devices & Resources: Part 1: Introduction screen (all sections)  
<https://www.typing.com/student/lesson/209556/using-devices-and-resources-part-1#1>

### Screenshot of Currently Adopted Content

New standard, no current content

# Update to Content Accepted by SRP

## Screenshot of Proposed New Content

Using Devices and Resources: Part 1

### Using Devices and Resources

Today we are going to learn about how to use technology safely! Just like you practice crossing the street safely and following rules in the classroom, we have rules we need to follow when using technology.

How do we know which rules to follow? We have a guidebook called an "Acceptable Use Policy", or an AUP for short. This guidebook helps us make smart choices when using technology to keep us safe. Let's go through five quick rules to keep technology fun and safe!

- You should keep food and drinks away from computers and technology devices.
- You should not share your password or login information with a friend or stranger.
- You should only use classroom technology for classroom activities.
- When using online resources, you should ask an adult for help if you see anything on your screen that looks strange or makes you uncomfortable.
- You should log out of your computers and technology devices when you're done using them.

Let's go through some examples! Click on the picture you think is the safe option:

---

### (SE)(Breakout(s)) and (Citation Type(s))

(8)(A)(iii) Activity

#### Description of the specific location and hyperlink to the exact location of currently adopted content

New standard, no current content

#### Description of the specific location and hyperlink to the exact location of the proposed new content

Using Devices & Resources: Part 2 (Drag & Drop Activity)

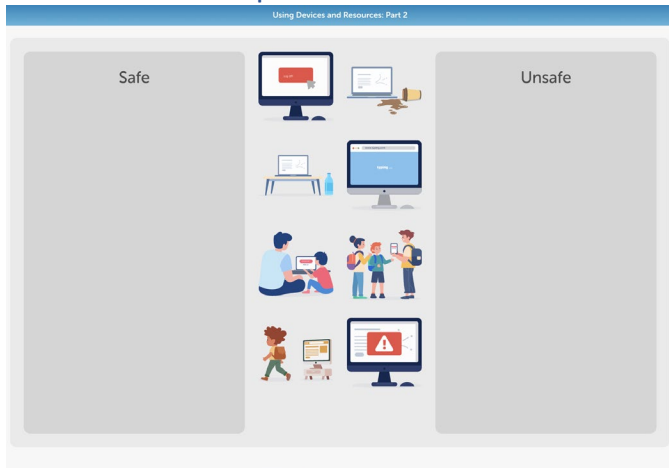
<https://www.typing.com/student/lesson/209558/using-devices-and-resources-part-2>

### Screenshot of Currently Adopted Content

New standard, no current content

# Update to Content Accepted by SRP

## Screenshot of Proposed New Content



---

### (SE)(Breakout(s)) and (Citation Type(s))

(8)(A)(iii) Activity

**Description of the specific location and hyperlink to the exact location of currently adopted content**

New standard, no current content

**Description of the specific location and hyperlink to the exact location of the proposed new content**

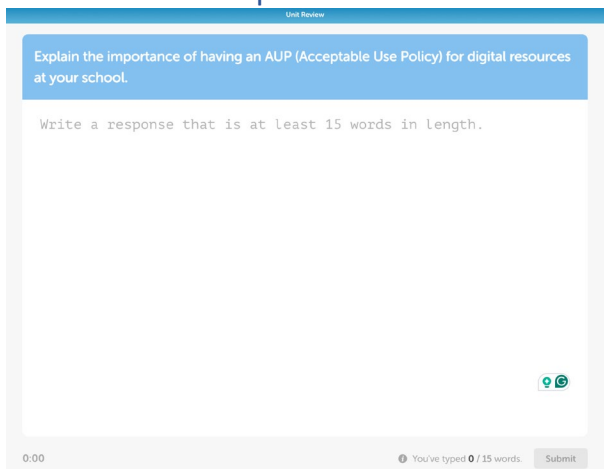
Unit Review: Screen 6, question 6

<https://www.typing.com/student/lesson/208375/unit-review#6>

## Screenshot of Currently Adopted Content

New standard, no current content

## Screenshot of Proposed New Content



# Update to Content Accepted by SRP

---

## **(SE)(Breakout(s)) and (Citation Type(s))**

(8)(A)(iv) Narrative

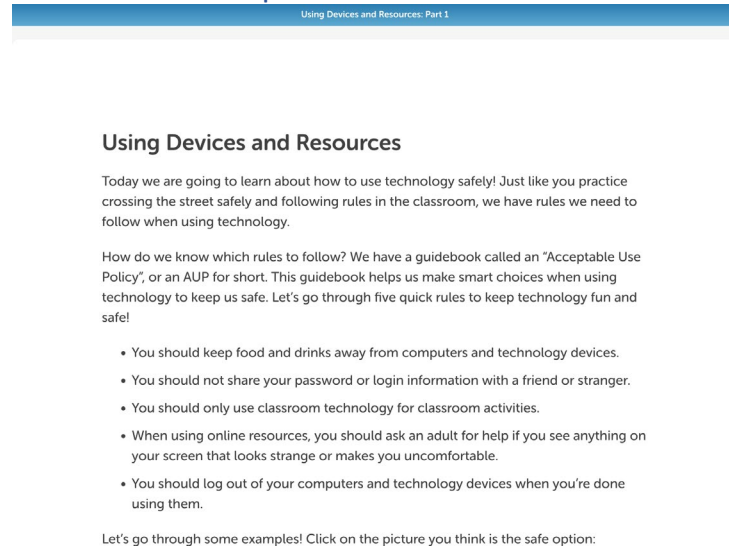
**Description of the specific location and hyperlink to the exact location of currently adopted content**  
New standard, no current content

**Description of the specific location and hyperlink to the exact location of the proposed new content**  
Using Devices & Resources: Part 1: Introduction screen (all sections)  
<https://www.typing.com/student/lesson/209556/using-devices-and-resources-part-1#1>

## Screenshot of Currently Adopted Content

New standard, no current content

## Screenshot of Proposed New Content



---

## **(SE)(Breakout(s)) and (Citation Type(s))**

(8)(A)(iv) Activity

**Description of the specific location and hyperlink to the exact location of currently adopted content**  
New standard, no current content

**Description of the specific location and hyperlink to the exact location of the proposed new content**  
Using Devices & Resources: Part 2 (Drag & Drop Activity)  
<https://www.typing.com/student/lesson/209558/using-devices-and-resources-part-2>

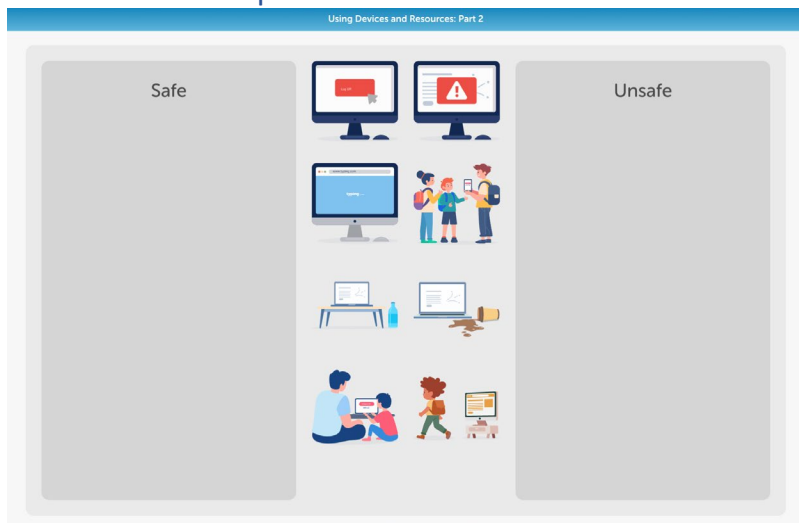


## Update to Content Accepted by SRP

### Screenshot of Currently Adopted Content

New standard, no current content

### Screenshot of Proposed New Content



### (SE)(Breakout(s)) and (Citation Type(s))

(8)(A)(iv) Activity

### Description of the specific location and hyperlink to the exact location of currently adopted content

New standard, no current content

### Description of the specific location and hyperlink to the exact location of the proposed new content

Unit Review: Screen 7, question 7

<https://www.typing.com/student/lesson/208375/unit-review#7>

### Screenshot of Currently Adopted Content

New standard, no current content

## Update to Content Accepted by SRP

### Screenshot of Proposed New Content

Unit Review

Explain the importance of having an AUP (Acceptable Use Policy) for digital devices at your school.

Write a response that is at least 15 words in length.

0:00 You've typed 0 / 15 words. Submit

### Assurances

These assurances apply to all material submitted to update content in state-adopted instructional materials.

Publisher acknowledges that:

- There will be no additional cost to the state;
- The new material meets the applicable Texas Essential Knowledge and Skills (TEKS), English Language Proficiency Standards (EIPS), or Texas Prekindergarten Guidelines (TPG) and is free from factual errors; and
- The updates in the new edition do not affect the product's coverage of Texas Education Code (TEC), §28.002(h), as it relates to that specific subject and grade level or course(s), understanding the importance of patriotism and functioning productively in a free-enterprise society with appreciation for the basic democratic values of our state and national heritage.

**Signature:** By entering your name below, you are confirming the above assurances, and signing this document electronically. You agree that your electronic signature is the equivalent of your manual signature.

Molly Sullivan

**Date Submitted:** 6/18/24