

## Update to Content Not Reviewed by SRP

### Request to Update Content Not Reviewed and Approved by the State Review Panel

Proposed changes shall be made available for public review on Texas Education Agency's website for a minimum of seven calendar days prior to approval.

Proclamation Year: 2021

Publisher: EDUSPARK

Subject Area/Course: PreKindergarten

### Adopted Program Information

Title: EDUSPARK PreK System

ISBN: 9781948617024

Enter the identical Program Title of your identical product that will contain the identical updates.

Identical Program Title:

Identical Program ISBN:

### Adopted Component Information

Title: EDUSPARK PreK Platform - English

ISBN: 9781948617536

Enter the identical Program Title of your identical product that will contain the identical updates.

Identical Component Title: EDUSPARK Kiddos Workbook

Identical Component ISBN: 9781948617093

### Publisher's overall rationale for this update

Enter the primary reason for the update request.

To address the changes in TPG 2022.

### Publisher's overall description of the change

Enter an overall description of the change(s).

Adding new content as new project, new pages, or changes in instructions to address, or new citations the changes in TPG 2022.

### Access Information

Enter access information below to the adopted version of the instructional materials and the proposed new content.

Currently Adopted Content URL: <https://edusparkusa.neolms.com/>

Currently Adopted Content Username: TPG22eng

Currently Adopted Content Password: eduspark

Proposed Updated Content URL: <https://edusparkusa.neolms.com/>

Proposed Updated Content Username: TPG22new

Proposed Updated Content Password: Revision

# Update to Content Not Reviewed by SRP

## Update comparison:

Each change in the component on this form should be documented in the update comparison below. You must submit a separate request form for **each component**, not each change. (Note: Repeat this section as often as needed by copying and pasting the entire area from the divided line above the **Description of the specific location and hyperlinking to the exact location of the currently adopted content** to the dividing line below the *Screenshot of Proposed New Content*.)

---

### (SE)(Breakout(s)) and (Citation Type(s))

I (A)(2)(c), Narrative, Activity - Child shows self-awareness of own abilities

### Description of the specific location and hyperlink to the exact location of the currently adopted content.

New Content

### Description of the specific location and hyperlink to the exact location of the proposed updated content.

Lesson 04 - Update / Art and Fine Motor Skills / Project: My Family New Content, Page 5

[https://edusparkusa.neolms.com/teacher\\_lesson/show/4320382?lesson\\_id=20028573&section\\_id=78810716](https://edusparkusa.neolms.com/teacher_lesson/show/4320382?lesson_id=20028573&section_id=78810716)

Publisher's rationale for this change if different from overall rationale.

Enter the reason for the change(s).

Publisher's description of this change if different from overall description.

Enter a description of this change(s).

### Screenshot of Currently Adopted Content

New Content

### Screenshot of Proposed Updated Content

## Update to Content Not Reviewed by SRP

---

### **(SE)(Breakout(s)) and (Citation Type(s))**

I (B)(2)(b)(i), Narrative, Activity - Child uses verbal communication to communicate basic emotions

### **Description of the specific location and hyperlink to the exact location of the currently adopted content.**

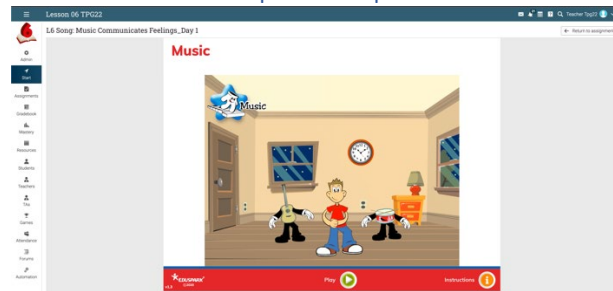
NO CHANGE if current adopted content addresses the TPG. New citations provided under proposed new content if needed.

### **Description of the specific location and hyperlink to the exact location of the proposed updated content.**

NEW CITATION Lesson 6 Music / L6 Song: Music Communicates Feelings\_Day 1 - Take activity  
[https://edusparkusa.neolms.com/teacher\\_scorm\\_assignment/show/42090601](https://edusparkusa.neolms.com/teacher_scorm_assignment/show/42090601)

Screenshot of Currently Adopted Content

Screenshot of Proposed Updated Content



# Update to Content Not Reviewed by SRP

## (SE)(Breakout(s)) and (Citation Type(s))

I (B)(2)(b)(ii), Narrative, Activity - Child uses verbal communication to communicate basic feelings

### Description of the specific location and hyperlink to the exact location of the currently adopted content.

NO CHANGE if current adopted content addresses the TPG. New citations provided under proposed new content if needed.

### Description of the specific location and hyperlink to the exact location of the proposed updated content.

NEW CITATION Physical Development/ Activity: L6\_Rythm and Movement\_The Dancing Funji, Page 2-3  
[https://edusparkusa.neolms.com/teacher\\_lesson/show/4317238?lesson\\_id=20008781&section\\_id=78713486](https://edusparkusa.neolms.com/teacher_lesson/show/4317238?lesson_id=20008781&section_id=78713486)


Screenshot of Currently Adopted Content

Screenshot of Proposed Updated Content

IC.A.2.	Exercise	5	1. Place hoops to move forward jumping with feet together and separated alternately. 2. Go through the tunnel. 3. Circle seats to get to the top of the ring and roll down.
IB.2.c.	Feel	3	Lying on their backs with soft music playing in the background, the teacher passes a handkerchief over the children's faces.
VII.B.2.	March	2	Enter funji in rows and moving alternately in a slow and fast pace.

TPG Breakout	Description
IB.2.a.i	Child begins to understand connection between emotions/feelings and behaviors
IB.2.b.i	Child can communicate basic emotions/feelings
IC.6.b	Child demonstrates caring for others
VIII.B.1.a	Child participates in classroom music activities including singing
VIII.B.2.a	Child responds to different musical styles through play

Lesson # 8  
Dancing Mumbanes  
Copyright © 2022, Eduspark. All rights reserved.

# Update to Content Not Reviewed by SRP

## (SE)(Breakout(s)) and (Citation Type(s))

I (D)(1)(a), Narrative, Activity - Child demonstrates an understanding that others have perspectives that are similar and/or different from her own

### Description of the specific location and hyperlink to the exact location of the currently adopted content.

NO CHANGE if current adopted content addresses the TPG. New citations provided under proposed new content if needed.

### Description of the specific location and hyperlink to the exact location of the proposed updated content.



NEW CITATION Lesson 5 / Physical Development/ Activity: L5\_Rythm and Movement\_Pascual's Little, Page 2-3

[https://edusparkusa.neolms.com/teacher\\_lesson/show/4317237?lesson\\_id=20008774&section\\_id=78713444](https://edusparkusa.neolms.com/teacher_lesson/show/4317237?lesson_id=20008774&section_id=78713444)

Screenshot of Currently Adopted Content

Screenshot of Proposed Updated Content

W.C.1	Genre: Symbolic Language	5	Using a story, familiar story, song or several scenes, each scene with a different emotion: happy, sad, angry, crying, laughing.
D.A.2	Circuit	5	1. Mark a line on the floor. The child will move forward on the line jumping on one foot. 2. Place a line of hoops, move around the hoops. 3. Mark a line on the floor. Walk on the line backwards.
I.B.2.c	Relaxation	3	Lying on their backs with soft music in the background, the teacher asks children to imagine that they are swimming in the sea, feeling the waves, seeing colorful fish, listening to the voices of the sea, seeing the seagulls.
V.B.1	Exit	2	All walking like a little snake holding horns.

 2 Lesson 5  
Pascual's Little Branch   
Copyright © 2022, Xplore All rights reserved.

## Update to Content Not Reviewed by SRP

### (SE)(Breakout(s)) and (Citation Type(s))

II (A)(1)(a), Narrative, Activity - Child shows understanding by responding appropriately to what has been communicated by adults

#### Description of the specific location and hyperlink to the exact location of the currently adopted content.

NO CHANGE if current adopted content addresses the TPG. New citations provided under proposed new content if needed.

#### Description of the specific location and hyperlink to the exact location of the proposed updated content.

NEW CITATION Lesson 3 / A Colorful World / Workbook Page 2

[https://edusparkusa.neolms.com/teacher\\_lesson/show/4317234?lesson\\_id=20008753&section\\_id=78713328](https://edusparkusa.neolms.com/teacher_lesson/show/4317234?lesson_id=20008753&section_id=78713328)

Screenshot of Currently Adopted Content

Screenshot of Proposed Updated Content

Listen and repeat the words.

Trace the lines.

Color the line to connect the same word and picture.

white

rainbow

black

white

Point to each color and label each one. Ask the child to repeat the names. Ask the child to point to the white crayon.

2

Lesson 3  
A Colorful World  
3 Kiddos  
Copyright © 2011 EDUSPARK. All rights reserved.

# Update to Content Not Reviewed by SRP

## (SE)(Breakout(s)) and (Citation Type(s))

II (B)(2)(b), Narrative, Activity – Child engages in conversations in appropriate ways, demonstrating knowledge of nonverbal conversational rules

**Description of the specific location and hyperlink to the exact location of the currently adopted content.**

New Content

**Description of the specific location and hyperlink to the exact location of the proposed updated content.**

Lesson 1 / Art and Fine-motor Skills / Project: My Daily Schedule New Content, Page 7

[https://eduparkusa.neolms.com/teacher\\_lesson/show/4320382?lesson\\_id=20028573&section\\_id=78810731](https://eduparkusa.neolms.com/teacher_lesson/show/4320382?lesson_id=20028573&section_id=78810731)

Screenshot of Currently Adopted Content

New Content

Screenshot of Proposed Updated Content

**Develop conversation skills.**

Teacher shows children how to develop good conversation skills by talking to a partner, following four easy rules:

- Rule number 1:** Make eye contact and use friendly greetings – for example, say “Good morning”, “Hello”, “Hi”.
- Rule number 2:** Smile and use a soft tone of voice. Say the magic words: “please” or “thank you” every day.
- Rule number 3:** Take turns to talk and listen. Raise your hand or say “excuse me” before start talking. Be a good listener and say: “You go first”.
- Rule number 4:** Use body language to show interest and attention when you talk to a peer.

Praise children when they’re communicating well. For example, you could say: “I love the way you said ‘excuse me’ before you started talking. I love the way you say ‘you go first’ and let your peer start talking.”

Lesson 1  
My Daily Schedule

Kiddos

Copyright © 2011 EDUPARK All rights reserved.

# Update to Content Not Reviewed by SRP

## (SE)(Breakout(s)) and (Citation Type(s))

II (D)(1)(a), Narrative, Activity - Child understands (receptive) a wide variety of words to label objects

### Description of the specific location and hyperlink to the exact location of the currently adopted content.

NO CHANGE if current adopted content addresses the TPG. New citations provided under proposed new content if needed.

### Description of the specific location and hyperlink to the exact location of the proposed updated content.

NEW CITATION Lesson 1 Back to School / Workbook, Page 2-5

[https://edusparkusa.neolms.com/teacher\\_lesson/show/4317231?lesson\\_id=20008738&section\\_id=78713258](https://edusparkusa.neolms.com/teacher_lesson/show/4317231?lesson_id=20008738&section_id=78713258)

Screenshot of Currently Adopted Content

Screenshot of Proposed Updated Content



## Update to Content Not Reviewed by SRP

---

### **(SE)(Breakout(s)) and (Citation Type(s))**

II (D)(1)(b), Narrative, Activity - Child understands (receptive) a wide variety of words to label people

### **Description of the specific location and hyperlink to the exact location of the currently adopted content.**

NO CHANGE if current adopted content addresses the TPG. New citations provided under proposed new content if needed.

### **Description of the specific location and hyperlink to the exact location of the proposed updated content.**

NEW CITATION Lesson 5 Occupations / Workbook, Page 10-11

[https://edusparkusa.neolms.com/teacher\\_lesson/show/4317237?lesson\\_id=20008768&section\\_id=78713411](https://edusparkusa.neolms.com/teacher_lesson/show/4317237?lesson_id=20008768&section_id=78713411)

Screenshot of Currently Adopted Content

Screenshot of Proposed Updated Content



Listen and repeat the sentences.

Follow the directions.

 **The mother is tall.**

 **The son is small.**

Ask the child to label the pictures. Ask the child to identify the letters in the words. Read the sentences aloud and ask the child to separate each sentence into words and to count them.

10

Lesson 5 Occupations 

Copyright © 2021 EDUSPARK. All rights reserved.

## Update to Content Not Reviewed by SRP

### (SE)(Breakout(s)) and (Citation Type(s))

II (D)(1)(c), Narrative, Activity - Child understands (receptive) a wide variety of words to label places

### Description of the specific location and hyperlink to the exact location of the currently adopted content.

NO CHANGE if current adopted content addresses the TPG. New citations provided under proposed new content if needed.

### Description of the specific location and hyperlink to the exact location of the proposed updated content.

NEW CITATION Lesson 10 Wonders of Nature / Workbook, Page 7

[https://edusparkusa.neolms.com/teacher\\_lesson/show/4317243?lesson\\_id=20008801&section\\_id=78713592](https://edusparkusa.neolms.com/teacher_lesson/show/4317243?lesson_id=20008801&section_id=78713592)

Screenshot of Currently Adopted Content

Screenshot of Proposed Updated Content

Look at the pictures and label each one.

Draw a check mark on the children that you see.

Lesson 10  
Wonders of Nature  
X Kids  
Copyright © 2012 EduparkUSA. All rights reserved.

# Update to Content Not Reviewed by SRP

## (SE)(Breakout(s)) and (Citation Type(s))

II (D)(1)(f), Narrative, Activity - Child understands (receptive) a wide variety of words to describe objects

### Description of the specific location and hyperlink to the exact location of the currently adopted content.

NO CHANGE if current adopted content addresses the TPG. New citations provided under proposed new content if needed.

### Description of the specific location and hyperlink to the exact location of the proposed updated content.

NEW CITATION Lesson 17 The Supermarket / Workbook, Page 6

[https://edusparkusa.neolms.com/teacher\\_lesson/show/4317250?lesson\\_id=20008837&section\\_id=78713799](https://edusparkusa.neolms.com/teacher_lesson/show/4317250?lesson_id=20008837&section_id=78713799)

Screenshot of Currently Adopted Content

Screenshot of Proposed Updated Content

The screenshot shows a worksheet with three activity sections. At the top, there are three instructions: 'Listen and repeat the words.', 'Label each picture and describe each one.', and 'Draw a circle around the corresponding picture.' Below these are three numbered sections: 1. frozen food (with images of a frozen pizza, a frozen pizza box, and a frozen pizza with an umbrella), 2. fruits and vegetables (with images of a bakery, a grocery bag, and a fruit basket), and 3. dairy products (with images of a grocery store, a grocery store, and a grocery store). At the bottom, there is a small house icon, a large number 6, and the text 'Lesson 17 The Supermarket' and 'Kiddos' logo.

## Update to Content Not Reviewed by SRP

---

### (SE)(Breakout(s)) and (Citation Type(s))

II (D)(1)(h), Activity - Child understands (receptive) a wide variety of words to describe places

#### Description of the specific location and hyperlink to the exact location of the currently adopted content.

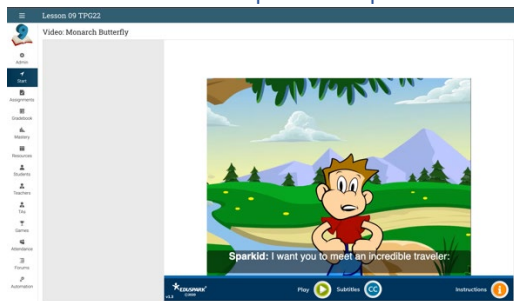
NO CHANGE if current adopted content addresses the TPG. New citations provided under proposed new content if needed.

#### Description of the specific location and hyperlink to the exact location of the proposed updated content.

NEW CITATION Lesson 09 Monarch Butterfly / Video: Monarch Butterfly - Take activity  
[https://edusparkusa.neolms.com/teacher\\_scorm\\_assignment/show/42090668](https://edusparkusa.neolms.com/teacher_scorm_assignment/show/42090668)

Screenshot of Currently Adopted Content

Screenshot of Proposed Updated Content



# Update to Content Not Reviewed by SRP

## (SE)(Breakout(s)) and (Citation Type(s))

II (D)(1)(i), Activity - Child understands (receptive) a wide variety of words to describe actions

### Description of the specific location and hyperlink to the exact location of the currently adopted content.

NO CHANGE if current adopted content addresses the TPG. New citations provided under proposed new content if needed.

### Description of the specific location and hyperlink to the exact location of the proposed updated content.

NEW CITATION Lesson 10 Wonders of Nature / Workbook, Page 8

[https://edusparkusa.neolms.com/teacher\\_lesson/show/4317243?lesson\\_id=20008801&section\\_id=78713592](https://edusparkusa.neolms.com/teacher_lesson/show/4317243?lesson_id=20008801&section_id=78713592)

Screenshot of Currently Adopted Content

Screenshot of Proposed Updated Content

The screenshot shows a worksheet with two main sections. The first section is titled 'Listen and repeat the words.' and the second is 'Follow the directions.' Below these are five rows of text, each with a word, a small illustration, and a sentence. The words are 'baby', 'boy', 'dad', 'girl', and 'mom'. The sentences are 'The happy baby', 'The smiling boy', 'The tall dad', 'The dancing girl', and 'The cheerful mom'. At the bottom of the page, there is a footer with a house icon, a blue circle with the number '8', and the text 'Lesson 10 Wonders of Nature' and 'LX Kids' logo.

Word	Illustration	Sentence
baby		The happy baby
boy		The smiling boy
dad		The tall dad
girl		The dancing girl
mom		The cheerful mom

Lesson 10  
Wonders of Nature  
LX Kids  
Copyright © 2021 EDUCAPARK. All rights reserved.

# Update to Content Not Reviewed by SRP

## (SE)(Breakout(s)) and (Citation Type(s))

II (D)(1)(k), Narrative, Activity – Child understands (receptive) a wide variety of words to make connections among objects, people, places, actions and events

### Description of the specific location and hyperlink to the exact location of the currently adopted content.

Identical material provided in the POST ADOPTION or UPADATE version but not reviewed by SRP Lesson 13 Seasons of the year / Workbook, Page 7-12

[https://edusparkusa.neolms.com/teacher\\_lesson/show/4317246?lesson\\_id=20008817&section\\_id=78713680](https://edusparkusa.neolms.com/teacher_lesson/show/4317246?lesson_id=20008817&section_id=78713680)

### Description of the specific location and hyperlink to the exact location of the proposed updated content.

NEW CITATION Lesson 13 Seasons of the year / Workbook, Page 7-12

[https://edusparkusa.neolms.com/teacher\\_lesson/show/4317246?lesson\\_id=20008817&section\\_id=78713680](https://edusparkusa.neolms.com/teacher_lesson/show/4317246?lesson_id=20008817&section_id=78713680)

## Screenshot of Currently Adopted Content

The screenshot shows a worksheet with two columns. The left column contains four numbered items: 1. The beautiful butterfly, 2. The cold winter, 3. The colorful flowers, and 4. The hot summer. The right column contains four circular images: a butterfly, a winter scene with a snowman, a sun over a field, and a butterfly. At the top, there are two instructions: 'Listen and repeat the phrases.' and 'Draw a line to connect the phrases to the corresponding picture.' At the bottom, there is a footer with 'Lesson 13 Seasons of the Year' and 'Kiddos' logo.

## Screenshot of Proposed Updated Content

This screenshot is identical to the one above, showing the same matching exercise with four items and four images, and the same instructions and footer.

# Update to Content Not Reviewed by SRP

## (SE)(Breakout(s)) and (Citation Type(s))

II (D)(1)(I), Narrative, Activity – Child understands (expressive) a wide variety of words to label objects

### Description of the specific location and hyperlink to the exact location of the currently adopted content.

Identical material provided in the POST ADOPTION or UPADATE version but not reviewed by SRP  
Lesson 1 Back to School / Workbook, Page 2-5

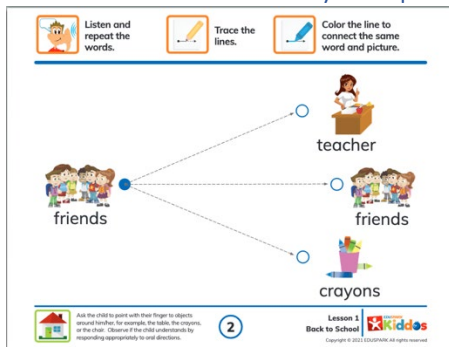
[https://edusparkusa.neolms.com/teacher\\_lesson/show/4317231?lesson\\_id=20008738&section\\_id=78713258](https://edusparkusa.neolms.com/teacher_lesson/show/4317231?lesson_id=20008738&section_id=78713258)

### Description of the specific location and hyperlink to the exact location of the proposed updated content.

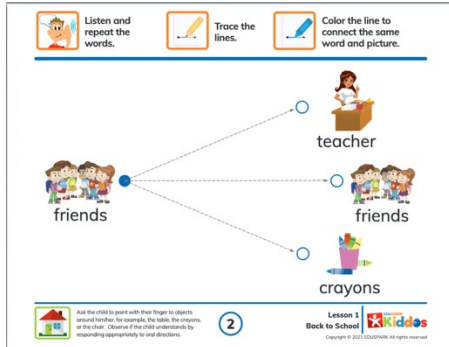
NEW CITATION Lesson 1 Back to School / Workbook, Page 2-5

[https://edusparkusa.neolms.com/teacher\\_lesson/show/4317231?lesson\\_id=20008738&section\\_id=78713258](https://edusparkusa.neolms.com/teacher_lesson/show/4317231?lesson_id=20008738&section_id=78713258)

### Screenshot of Currently Adopted Content



### Screenshot of Proposed Updated Content



# Update to Content Not Reviewed by SRP

## (SE)(Breakout(s)) and (Citation Type(s))

II (D)(1)(m), Narrative, Activity – Child understands (expressive) a wide variety of words to label people  
II (D)(1)(r), Narrative, Activity – Child understands (expressive) a wide variety of words to describe people

### Description of the specific location and hyperlink to the exact location of the currently adopted content.

Identical material provided in the POST ADOPTION or UPADATE version but not reviewed by SRP  
Lesson 5 Occupations / Workbook, Page 6,10,11

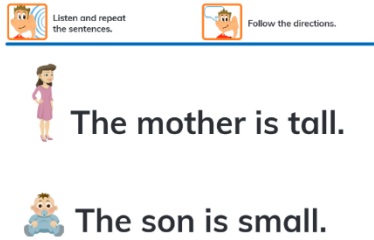
[https://edusparkusa.neolms.com/teacher\\_lesson/show/4317237?lesson\\_id=20008768&section\\_id=78713411](https://edusparkusa.neolms.com/teacher_lesson/show/4317237?lesson_id=20008768&section_id=78713411)

### Description of the specific location and hyperlink to the exact location of the proposed updated content.

NEW CITATION Lesson 5 Occupations / Workbook, Page 10,11


[https://edusparkusa.neolms.com/teacher\\_lesson/show/4317237?lesson\\_id=20008768&section\\_id=78713411](https://edusparkusa.neolms.com/teacher_lesson/show/4317237?lesson_id=20008768&section_id=78713411)


## Screenshot of Currently Adopted Content



Listen and repeat the sentences.

Follow the directions.

 **The mother is tall.**

 **The son is small.**

## Screenshot of Proposed Updated Content



Listen and repeat the sentences.

Follow the directions.

 **The mother is tall.**

 **The son is small.**



# Update to Content Not Reviewed by SRP

## (SE)(Breakout(s)) and (Citation Type(s))

II (D)(1)(n), Narrative, Activity – Child understands (expressive) a wide variety of words to label places

### Description of the specific location and hyperlink to the exact location of the currently adopted content.

Identical material provided in the POST ADOPTION or UPADATE version but not reviewed by SRP  
Lesson 10 Wonders of Nature / Workbook Page 2-5

[https://edusparkusa.neolms.com/teacher\\_lesson/show/4317243?lesson\\_id=20008801&section\\_id=78713592](https://edusparkusa.neolms.com/teacher_lesson/show/4317243?lesson_id=20008801&section_id=78713592)

### Description of the specific location and hyperlink to the exact location of the proposed updated content.

NEW CITATION Lesson 10 Wonders of Nature / Workbook Page 2-5

[https://edusparkusa.neolms.com/teacher\\_lesson/show/4317243?lesson\\_id=20008801&section\\_id=78713592](https://edusparkusa.neolms.com/teacher_lesson/show/4317243?lesson_id=20008801&section_id=78713592)

## Screenshot of Currently Adopted Content

Listen and repeat the words. Trace the squares. Color the squares with the same word and picture.

mountain dam mountain flowing

cave cave lagoon plateau

Lesson 10 Wonders of Nature 2 Kiddos

## Screenshot of Proposed Updated Content

Listen and repeat the words. Trace the squares. Color the square with the same word and picture.

mountain dam mountain flowing

cave cave lagoon plateau

Lesson 10 Wonders of Nature 2 Kiddos

# Update to Content Not Reviewed by SRP

## (SE)(Breakout(s)) and (Citation Type(s))

II (D)(1)(o), Narrative, Activity – Child understands (expressive) a wide variety of words to label actions

### Description of the specific location and hyperlink to the exact location of the currently adopted content.

Identical material provided in the POST ADOPTION or UPADATE version but not reviewed by SRP  
Lesson 2 Behaving Properly / Workbook Page 2-6

[https://edusparkusa.neolms.com/teacher\\_lesson/show/4317232?lesson\\_id=20008745&section\\_id=78713294](https://edusparkusa.neolms.com/teacher_lesson/show/4317232?lesson_id=20008745&section_id=78713294)

### Description of the specific location and hyperlink to the exact location of the proposed updated content.

NEW CITATION Lesson 2 Behaving Properly / Workbook Page 2-6

[https://edusparkusa.neolms.com/teacher\\_lesson/show/4317232?lesson\\_id=20008745&section\\_id=78713294](https://edusparkusa.neolms.com/teacher_lesson/show/4317232?lesson_id=20008745&section_id=78713294)

## Screenshot of Currently Adopted Content

Listen and repeat the words. Trace the lines. Color the line to connect the same word and picture.

finish work

pick up toys

stay seated

finish work

2 Lesson 2 Behaving Properly xKiddos Copyright © 2021 EDUSPARK All rights reserved.

## Screenshot of Proposed Updated Content

Listen and repeat the words. Trace the lines. Color the line to connect the same word and picture.

finish work

pick up toys

stay seated

finish work

2 Lesson 2 Behaving Properly xKiddos Copyright © 2021 EDUSPARK All rights reserved.

# Update to Content Not Reviewed by SRP

## (SE)(Breakout(s)) and (Citation Type(s))

II (D)(1)(p), Narrative, Activity – Child understands (expressive) a wide variety of words to label events

### Description of the specific location and hyperlink to the exact location of the currently adopted content.

Identical material provided in the POST ADOPTION or UPADATE version but not reviewed by SRP  
Lesson 18 Protecting our Planet / Workbook, Page 2,4,8

[https://edusparkusa.neolms.com/teacher\\_lesson/show/4317251?lesson\\_id=20008842&section\\_id=78713823](https://edusparkusa.neolms.com/teacher_lesson/show/4317251?lesson_id=20008842&section_id=78713823)

### Description of the specific location and hyperlink to the exact location of the proposed updated content.

NEW CITATION Lesson 18 Protecting our Planet / Workbook, Page 2,4,8

[https://edusparkusa.neolms.com/teacher\\_lesson/show/4317251?lesson\\_id=20008842&section\\_id=78713823](https://edusparkusa.neolms.com/teacher_lesson/show/4317251?lesson_id=20008842&section_id=78713823)

## Screenshot of Currently Adopted Content

## Screenshot of Proposed Updated Content

# Update to Content Not Reviewed by SRP

## (SE)(Breakout(s)) and (Citation Type(s))

II (D)(1)(q), Narrative, Activity – Child understands (expressive) a wide variety of words to describe objects

### Description of the specific location and hyperlink to the exact location of the currently adopted content.

Identical material provided in the POST ADOPTION or UPADATE version but not reviewed by SRP  
Lesson 16 The Farm's Produce / Workbook, Page 2-6

[https://edusparkusa.neolms.com/teacher\\_lesson/show/4317249?lesson\\_id=20008832&section\\_id=78713763](https://edusparkusa.neolms.com/teacher_lesson/show/4317249?lesson_id=20008832&section_id=78713763)

Lesson 7 Art and Fine Motor Skills / Project: Veggie Puppets Page 1-4

[https://edusparkusa.neolms.com/teacher\\_lesson/show/4317239?lesson\\_id=20008787&section\\_id=78713517](https://edusparkusa.neolms.com/teacher_lesson/show/4317239?lesson_id=20008787&section_id=78713517)

### Description of the specific location and hyperlink to the exact location of the proposed updated content.

NEW CITATION Lesson 16 The Farm's Produce / Workbook, Page 2-6

[https://edusparkusa.neolms.com/teacher\\_lesson/show/4317249?lesson\\_id=20008832&section\\_id=78713763](https://edusparkusa.neolms.com/teacher_lesson/show/4317249?lesson_id=20008832&section_id=78713763)

Lesson 7 Art and Fine Motor Skills / Project: Veggie Puppets Page 1-4

[https://edusparkusa.neolms.com/teacher\\_lesson/show/4317239?lesson\\_id=20008787&section\\_id=78713517](https://edusparkusa.neolms.com/teacher_lesson/show/4317239?lesson_id=20008787&section_id=78713517)

## Screenshot of Currently Adopted Content

The screenshot shows two educational worksheets. The left worksheet, titled 'Lesson 16 The Farm's Produce', features a matching activity. It has three numbered instructions: 1. Listen and repeat the words. 2. Label each picture and describe each one. 3. Draw a line to connect the same word and picture. The activity includes images of honey, chicken, and milk on the left, and their corresponding labels on the right. The right worksheet, titled 'Lesson 7 Veggie Puppets', shows a drawing activity where a child is instructed to create veggie puppets for a game of pretend. It features illustrations of a tomato, a carrot, and a green pepper on sticks.

## Screenshot of Proposed Updated Content

The screenshot shows two educational worksheets, identical to the ones above. The left worksheet, titled 'Lesson 16 The Farm's Produce', features a matching activity. It has three numbered instructions: 1. Listen and repeat the words. 2. Label each picture and describe each one. 3. Draw a line to connect the same word and picture. The activity includes images of honey, chicken, and milk on the left, and their corresponding labels on the right. The right worksheet, titled 'Lesson 7 Veggie Puppets', shows a drawing activity where a child is instructed to create veggie puppets for a game of pretend. It features illustrations of a tomato, a carrot, and a green pepper on sticks.

# Update to Content Not Reviewed by SRP

## (SE)(Breakout(s)) and (Citation Type(s))

II (D)(1)(s), Narrative, Activity – Child understands (expressive) a wide variety of words to describe places

### Description of the specific location and hyperlink to the exact location of the currently adopted content.

Identical material provided in the POST ADOPTION or UPADATE version but not reviewed by SRP  
Lesson 17 The Supermarket / Workbook, Page 6

[https://edusparkusa.neolms.com/teacher\\_lesson/show/4317250?lesson\\_id=20008837&section\\_id=78713799](https://edusparkusa.neolms.com/teacher_lesson/show/4317250?lesson_id=20008837&section_id=78713799)

Lesson 10 Wonders of Nature / Workbook, Page 2-5

[https://edusparkusa.neolms.com/teacher\\_lesson/show/4317243?lesson\\_id=20008801&section\\_id=78713592](https://edusparkusa.neolms.com/teacher_lesson/show/4317243?lesson_id=20008801&section_id=78713592)

### Description of the specific location and hyperlink to the exact location of the proposed updated content.

NEW CITATION Lesson 17 The Supermarket / Workbook, Page 6

[https://edusparkusa.neolms.com/teacher\\_lesson/show/4317250?lesson\\_id=20008837&section\\_id=78713799](https://edusparkusa.neolms.com/teacher_lesson/show/4317250?lesson_id=20008837&section_id=78713799)

Lesson 10 Wonders of Nature / Workbook, Page 2-5

[https://edusparkusa.neolms.com/teacher\\_lesson/show/4317243?lesson\\_id=20008801&section\\_id=78713592](https://edusparkusa.neolms.com/teacher_lesson/show/4317243?lesson_id=20008801&section_id=78713592)

### Screenshot of Currently Adopted Content

The screenshot shows two worksheets side-by-side. The left worksheet is titled 'Lesson 17 The Supermarket' and has three columns of activities: 'Listen and repeat the words', 'Label each picture and describe each one', and 'Draw a circle around the corresponding picture'. It features three rows of images: '1 frozen food' (ice cream, frozen pizza, frozen yogurt), '2 fruits and vegetables' (bakeries, produce, grocery store), and '3 dairy products' (milk, cheese, yogurt). The right worksheet is titled 'Lesson 10 Wonders of Nature' and has three columns: 'Listen and repeat the words', 'Trace the squares', and 'Color the square with the same word and picture'. It features two rows of images: 'mountain', 'dam', 'mountain', 'flowing' and 'cave', 'cave', 'lagoon', 'plateau'. Both worksheets include a small house icon and a '6' in a circle at the bottom.

### Screenshot of Proposed Updated Content

This screenshot is identical to the one above, showing the same two worksheets: 'Lesson 17 The Supermarket' and 'Lesson 10 Wonders of Nature'. The layout, images, and text are the same as in the 'Currently Adopted Content' section.

# Update to Content Not Reviewed by SRP

## (SE)(Breakout(s)) and (Citation Type(s))

II (D)(1)(u), Narrative, Activity – Child understands (expressive) a wide variety of words to describe events

### Description of the specific location and hyperlink to the exact location of the currently adopted content.

Identical material provided in the POST ADOPTION or UPADATE version but not reviewed by SRP  
Lesson 18 Protecting our Planet / Workbook, Page 2,4,8

[https://edusparkusa.neolms.com/teacher\\_lesson/show/4317251?lesson\\_id=20008842&section\\_id=78713823](https://edusparkusa.neolms.com/teacher_lesson/show/4317251?lesson_id=20008842&section_id=78713823)

### Description of the specific location and hyperlink to the exact location of the proposed updated content.

NEW CITATION Lesson 18 Protecting our Planet / Workbook, Page 2,4,8

[https://edusparkusa.neolms.com/teacher\\_lesson/show/4317251?lesson\\_id=20008842&section\\_id=78713823](https://edusparkusa.neolms.com/teacher_lesson/show/4317251?lesson_id=20008842&section_id=78713823)

## Screenshot of Currently Adopted Content

1 Listen and repeat the words. Look at the pictures. Put a check mark on the same word and picture, as the example.

1 put campfire out put campfire out forest fire don't litter

2 don't make noise don't waste water garbage don't make noise

3 classify garbage pollution classify garbage erosion

Ask the child to describe the pictures. Ask the child to talk to his/her peer about what can be done to protect our planet. For example, you can turn the water off when brushing your teeth.

Lesson 18 Protecting our Planet xKiddos Copyright © 2021 EDUSPARK All rights reserved.

## Screenshot of Proposed Updated Content

1 Listen and repeat the words. Look at the pictures. Put a check mark on the same word and picture, as the example.

1 put campfire out put campfire out forest fire don't litter

2 don't make noise don't waste water garbage don't make noise

3 classify garbage pollution classify garbage erosion

Ask the child to describe the pictures. Ask the child to talk to his/her peer about what can be done to protect our planet. For example, you can turn the water off when brushing your teeth.

Lesson 18 Protecting our Planet xKiddos Copyright © 2021 EDUSPARK All rights reserved.

## Update to Content Not Reviewed by SRP

### (SE)(Breakout(s)) and (Citation Type(s))

II (D)(1)(v), Narrative, Activity – Child understands (expressive) a wide variety of words to make connections among objects, people, places, actions and events

### Description of the specific location and hyperlink to the exact location of the currently adopted content.

Identical material provided in the POST ADOPTION or UPADATE version but not reviewed by SRP  
Lesson 14 Days and Months / Workbook, Page 13

[https://edusparkusa.neolms.com/teacher\\_lesson/show/4317247?lesson\\_id=20008822&section\\_id=78713707](https://edusparkusa.neolms.com/teacher_lesson/show/4317247?lesson_id=20008822&section_id=78713707)

### Description of the specific location and hyperlink to the exact location of the proposed updated content.

NEW CITATION Lesson 14 Days and Months / Workbook, Page 13

[https://edusparkusa.neolms.com/teacher\\_lesson/show/4317247?lesson\\_id=20008822&section\\_id=78713707](https://edusparkusa.neolms.com/teacher_lesson/show/4317247?lesson_id=20008822&section_id=78713707)

### Screenshot of Currently Adopted Content



### Screenshot of Proposed Updated Content



# Update to Content Not Reviewed by SRP

## (SE)(Breakout(s)) and (Citation Type(s))

II (D)(3)(c), Narrative, Activity – Child consistently understands (receptive) new vocabulary acquired through play

### Description of the specific location and hyperlink to the exact location of the currently adopted content.

Identical material provided in the POST ADOPTION or UPADATE version but not reviewed by SRP  
Lesson 6 Physical Development / L6\_Rhythm and Movement\_The Dancing Mushrooms

[https://edusparkusa.neolms.com/teacher\\_lesson/show/4317238?lesson\\_id=20008781&section\\_id=78713486](https://edusparkusa.neolms.com/teacher_lesson/show/4317238?lesson_id=20008781&section_id=78713486)

Lesson 6 Professions / Matching Game: Professions- Take activity

[https://edusparkusa.neolms.com/teacher\\_scorm\\_assignment/show/42090582](https://edusparkusa.neolms.com/teacher_scorm_assignment/show/42090582)

Lesson 6 Means of Transportation / Matching Game: Means of Transportation- Take activity

[https://edusparkusa.neolms.com/teacher\\_scorm\\_assignment/show/42090590](https://edusparkusa.neolms.com/teacher_scorm_assignment/show/42090590)

### Description of the specific location and hyperlink to the exact location of the proposed updated content.

NEW CITATION Lesson 6 Physical Development / L6\_Rhythm and Movement\_The Dancing Mushrooms

[https://edusparkusa.neolms.com/teacher\\_lesson/show/4317238?lesson\\_id=20008781&section\\_id=78713486](https://edusparkusa.neolms.com/teacher_lesson/show/4317238?lesson_id=20008781&section_id=78713486)

Lesson 6 Professions / Matching Game: Professions- Take activity

[https://edusparkusa.neolms.com/teacher\\_scorm\\_assignment/show/42090582](https://edusparkusa.neolms.com/teacher_scorm_assignment/show/42090582)

Lesson 6 Means of Transportation / Matching Game: Means of Transportation- Take activity

[https://edusparkusa.neolms.com/teacher\\_scorm\\_assignment/show/42090590](https://edusparkusa.neolms.com/teacher_scorm_assignment/show/42090590)

## Screenshot of Currently Adopted Content

The screenshot displays the current content. On the left is a lesson plan for 'Lesson 6 Dancing Mushrooms' with a table of activities. On the right are two 'Matching Game' screens. The first screen is for 'Professions' and shows the word 'dentist' with three character icons. The second screen is for 'Means of Transportation' and shows the word 'airplane' with three icons: an airplane, a hot air balloon, and a car.

## Screenshot of Proposed Updated Content

The screenshot displays the proposed updated content. It is identical to the current content, showing the 'Lesson 6 Dancing Mushrooms' lesson plan and the two 'Matching Game' screens for 'dentist' and 'airplane'.



## Update to Content Not Reviewed by SRP

### (SE)(Breakout(s)) and (Citation Type(s))

II (D)(3)(e), Narrative, Activity – Child consistently uses (expressive) new vocabulary acquired through conversations

### Description of the specific location and hyperlink to the exact location of the currently adopted content.

Identical material provided in the POST ADOPTION or UPADATE version but not reviewed by SRP  
Lesson 8 The Zoo / Workbook Page 1-6

[https://edusparkusa.neolms.com/teacher\\_lesson/show/4317241?lesson\\_id=20008789&section\\_id=78713526](https://edusparkusa.neolms.com/teacher_lesson/show/4317241?lesson_id=20008789&section_id=78713526)

Lesson 8 Art and Fine Motor Skills / Project: Animal Masks, Page 1-6

[https://edusparkusa.neolms.com/teacher\\_lesson/show/4317241?lesson\\_id=20008794&section\\_id=78713550](https://edusparkusa.neolms.com/teacher_lesson/show/4317241?lesson_id=20008794&section_id=78713550)

### Description of the specific location and hyperlink to the exact location of the proposed updated content.


NEW CITATION Lesson 8 The Zoo / Workbook Page 1-6

[https://edusparkusa.neolms.com/teacher\\_lesson/show/4317241?lesson\\_id=20008789&section\\_id=78713526](https://edusparkusa.neolms.com/teacher_lesson/show/4317241?lesson_id=20008789&section_id=78713526)

### Screenshot of Currently Adopted Content



### Screenshot of Proposed Updated Content



# Update to Content Not Reviewed by SRP

## (SE)(Breakout(s)) and (Citation Type(s))

II (D)(3)(f), Narrative, Activity – Child consistently uses (expressive) new vocabulary acquired through play

### Description of the specific location and hyperlink to the exact location of the currently adopted content.

Identical material provided in the POST ADOPTION or UPADATE version but not reviewed by SRP  
Lesson 7 Art and Fine Motor Skills / Project: Veggie Puppets, Page 1-4

[https://edusparkusa.neolms.com/teacher\\_lesson/show/4317239?lesson\\_id=20008787&section\\_id=78713517](https://edusparkusa.neolms.com/teacher_lesson/show/4317239?lesson_id=20008787&section_id=78713517)

### Description of the specific location and hyperlink to the exact location of the proposed updated content.

NEW CITATION Lesson 7 Art and Fine Motor Skills / Project: Veggie Puppets, Page 1-4

[https://edusparkusa.neolms.com/teacher\\_lesson/show/4317239?lesson\\_id=20008787&section\\_id=78713517](https://edusparkusa.neolms.com/teacher_lesson/show/4317239?lesson_id=20008787&section_id=78713517)

## Screenshot of Currently Adopted Content



## Screenshot of Proposed Updated Content



## Update to Content Not Reviewed by SRP

### (SE)(Breakout(s)) and (Citation Type(s))

II (E)(2)(a), Narrative, Activity - Child correctly uses regular plurals

#### Description of the specific location and hyperlink to the exact location of the currently adopted content.

NO CHANGE if current adopted content addresses the TPG. New citations provided under proposed new content if needed.

#### Description of the specific location and hyperlink to the exact location of the proposed updated content.

NEW CITATION Lesson 10 Wonders of Nature / Workbook Pages 14-15

[https://edusparkusa.neolms.com/teacher\\_lesson/show/4317243?lesson\\_id=20008801&section\\_id=78713592](https://edusparkusa.neolms.com/teacher_lesson/show/4317243?lesson_id=20008801&section_id=78713592)

Screenshot of Currently Adopted Content

Screenshot of Proposed Updated Content

The screenshot shows a worksheet page with two main activities. The first activity, 'Listen and repeat the words.', features three items: a single blue table labeled 'table', a single yellow bell labeled 'bell', and a single black and white soccer ball labeled 'ball'. The second activity, 'Look at the pictures. Count the objects.', features three items: two blue tables labeled 'tables', two yellow bells labeled 'bells', and three black and white soccer balls labeled 'balls'. At the bottom of the page, there is a small explanatory text box, a page number '14', and logos for 'Lesson 10 Wonders of Nature' and 'Eduspark Kids'.

## Update to Content Not Reviewed by SRP

### (SE)(Breakout(s)) and (Citation Type(s))

II (E)(2)(b), Narrative, Activity - Child correctly uses irregular plurals

#### Description of the specific location and hyperlink to the exact location of the currently adopted content.

NO CHANGE if current adopted content addresses the TPG. New citations provided under proposed new content if needed.











#### Description of the specific location and hyperlink to the exact location of the proposed updated content.


NEW CITATION Lesson 12 A Dream in the Sea / Workbook, Page 6

[https://edusparkusa.neolms.com/teacher\\_lesson/show/4317245?lesson\\_id=20008812&section\\_id=78713655](https://edusparkusa.neolms.com/teacher_lesson/show/4317245?lesson_id=20008812&section_id=78713655)

Screenshot of Currently Adopted Content


Screenshot of Proposed Updated Content

Listen and repeat the words.	Look at the pictures. Count the objects.
 child	 children
 leaf	 leaves
 tooth	 teeth
 mouse	 mice
 man	 men

 Explain to the children that a singular noun moves only one letter, plus, or thing. It changes to plural when it moves two or more letters. In plural change and they become irregular plurals, such as birds, horses.

6

Lesson 12  
A Dream in the Sea

 LX Kids  
Copyright © 2011, 2010, 2009, 2008. All rights reserved.

# Update to Content Not Reviewed by SRP

## (SE)(Breakout(s)) and (Citation Type(s))

II (E)(2)(f), Narrative, Activity - Child correctly uses subject-verb agreement

### Description of the specific location and hyperlink to the exact location of the currently adopted content.

NO CHANGE if current adopted content addresses the TPG. New citations provided under proposed new content if needed.

### Description of the specific location and hyperlink to the exact location of the proposed updated content.



NEW CITATION Lesson 14 Days and Months / Workbook, Page 8-9

[https://edusparkusa.neolms.com/teacher\\_lesson/show/4317247?lesson\\_id=20008822&section\\_id=78713707](https://edusparkusa.neolms.com/teacher_lesson/show/4317247?lesson_id=20008822&section_id=78713707)


Screenshot of Currently Adopted Content

Screenshot of Proposed Updated Content

---


 Listen and repeat the questions and the answers.  Trace the verb in each sentence.

---

**1** What color is the Monarch butterfly? 




The butterfly is orange and black.

---

**2** What color is the milkweed? 

The milkweed is violet.

---

 Read aloud. Ask the child to repeat and practice the subject-verb agreement. Encourage the child to attempt to use new vocabulary and grammar in speech.  **Lesson 14**  
**Days and Months**   
Copyright © 2021 EDUPARK. All rights reserved.

---

# Update to Content Not Reviewed by SRP

## (SE)(Breakout(s)) and (Citation Type(s))

II (E)(3)(a), Narrative, Activity – Child uses sentences that combine multiple phrases or ideas

### Description of the specific location and hyperlink to the exact location of the currently adopted content.

Identical material provided in the POST ADOPTION or UPADATE version but not reviewed by SRP  
Lesson 14 Days and Months / Workbook, Pages 8-9, 11-12

[https://edusparkusa.neolms.com/teacher\\_lesson/show/4317247?lesson\\_id=20008822&section\\_id=78713707](https://edusparkusa.neolms.com/teacher_lesson/show/4317247?lesson_id=20008822&section_id=78713707)

### Description of the specific location and hyperlink to the exact location of the proposed updated content.

NEW CITATION Lesson 14 Days and Months / Workbook, Pages 8-9, 11-12

[https://edusparkusa.neolms.com/teacher\\_lesson/show/4317247?lesson\\_id=20008822&section\\_id=78713707](https://edusparkusa.neolms.com/teacher_lesson/show/4317247?lesson_id=20008822&section_id=78713707)

## Screenshot of Currently Adopted Content

Listen and repeat the questions and the answers. Trace the verb in each sentence.

1 What color is the Monarch butterfly?

The butterfly is orange and black.

2 What color is the milkweed?

The milkweed is violet.

Read aloud. Ask the child to repeat and practice the subject-verb agreement. Encourage the child to attempt to use new vocabulary and grammar in speech.

Lesson 14 Days and Months K12Linos

## Screenshot of Proposed Updated Content

Listen and repeat the questions and the answers. Trace the verb in each sentence.

1 What color is the Monarch butterfly?

The butterfly is orange and black.

2 What color is the milkweed?

The milkweed is violet.

Read aloud. Ask the child to repeat and practice the subject-verb agreement. Encourage the child to attempt to use new vocabulary and grammar in speech.

Lesson 14 Days and Months K12Linos

# Update to Content Not Reviewed by SRP

## (SE)(Breakout(s)) and (Citation Type(s))

II (E)(4)(a), Narrative, Activity - Child uses sentences that provide many details

### Description of the specific location and hyperlink to the exact location of the currently adopted content.

NO CHANGE if current adopted content addresses the TPG. New citations provided under proposed new content if needed.

### Description of the specific location and hyperlink to the exact location of the proposed updated content.

NEW CITATION Lesson 16 The Farm's Produce / Workbook, Pages 2-6

[https://edusparkusa.neolms.com/teacher\\_lesson/show/4317249?lesson\\_id=20008832&section\\_id=78713763](https://edusparkusa.neolms.com/teacher_lesson/show/4317249?lesson_id=20008832&section_id=78713763)

Screenshot of Currently Adopted Content

Screenshot of Proposed Updated Content

The screenshot shows a worksheet with three numbered activities. Each activity has a list of words on the left and a list of pictures on the right. The words are: 1. honey, 2. chicken, 3. milk. The pictures are: 1. milk, 2. honey, 3. chicken. The worksheet includes instructions for each activity and a copyright notice at the bottom.

1 Listen and repeat the words. 2 Label each picture and describe each one. 3 Draw a line to connect the same word and picture.

1 honey 2 chicken 3 milk

milk honey chicken

Lesson 16 The Farm's Produce Kids

Ask the child to describe the pictures, for example, the sweet honey is delicious. Ask the child to use a wide variety of words and to use complete sentences of four or more words to describe each picture.

Copyright © 2021 EDUPARK All rights reserved.

# Update to Content Not Reviewed by SRP

## (SE)(Breakout(s)) and (Citation Type(s))

II (E)(4)(b), Narrative, Activity - Child uses sentences that remains on topic

### Description of the specific location and hyperlink to the exact location of the currently adopted content.

NO CHANGE if current adopted content addresses the TPG. New citations provided under proposed new content if needed.

### Description of the specific location and hyperlink to the exact location of the proposed updated content.

NEW CITATION Lesson 17 The Supermarket / Workbook, Page 8

[https://edusparkusa.neolms.com/teacher\\_lesson/show/4317250?lesson\\_id=20008837&section\\_id=78713799](https://edusparkusa.neolms.com/teacher_lesson/show/4317250?lesson_id=20008837&section_id=78713799)

Screenshot of Currently Adopted Content

Screenshot of Proposed Updated Content

Look at the pictures and describe what you see.

Draw the corresponding products in each supermarket section.

1 2 3 4 5 6

Dairy products

Fruits and vegetables

Ask the child to follow the directions. Evaluate if the child makes inferences about text and understands oral directions.

8

Lesson 17  
The Supermarket

Kiddos

Copyright © 2012 EDUSPARK All rights reserved.



## Update to Content Not Reviewed by SRP

---

### (SE)(Breakout(s)) and (Citation Type(s))

III (A)(1)(a), Narrative, Activity - Child engages in story-related pre-reading activities

#### Description of the specific location and hyperlink to the exact location of the currently adopted content.


NO CHANGE if current adopted content addresses the TPG. New citations provided under proposed new content if needed.

#### Description of the specific location and hyperlink to the exact location of the proposed updated content.

NEW CITATION Lesson 18 Protecting our Planet / Poem: Playing Outside / Author: Ann Cenyars - Take activity [https://edusparkusa.neolms.com/teacher\\_scorm\\_assignment/show/42090890](https://edusparkusa.neolms.com/teacher_scorm_assignment/show/42090890)

Screenshot of Currently Adopted Content

Screenshot of Proposed Updated Content



# Update to Content Not Reviewed by SRP

## (SE)(Breakout(s)) and (Citation Type(s))

III (A)(3)(b), Narrative, Activity – Child recognizes that all print serves as a means for communication

### Description of the specific location and hyperlink to the exact location of the currently adopted content.

Identical material provided in the POST ADOPTION or UPADATE version but not reviewed by SRP  
Lesson 16 The Farm's Produce / Workbook, Page 11

[https://edusparkusa.neolms.com/teacher\\_lesson/show/4317249?lesson\\_id=20008832&section\\_id=78713763](https://edusparkusa.neolms.com/teacher_lesson/show/4317249?lesson_id=20008832&section_id=78713763)

### Description of the specific location and hyperlink to the exact location of the proposed updated content.

NEW CITATION Lesson 16 The Farm's Produce / Workbook, Page 11

[https://edusparkusa.neolms.com/teacher\\_lesson/show/4317249?lesson\\_id=20008832&section\\_id=78713763](https://edusparkusa.neolms.com/teacher_lesson/show/4317249?lesson_id=20008832&section_id=78713763)

## Screenshot of Currently Adopted Content

Read the sentences aloud. Write the words from the box in the corresponding place.

**Monarch Butterfly**

I was a tiny egg.

I turned into a caterpillar.

I rolled myself within a cocoon.

I waited for only two weeks.

I had two pretty wings to fly on my own.

egg cocoon  
butterfly caterpillar

11 Lesson 16 The Farm's Produce Kiddos  
Copyright © 2011 EDUPARK. All rights reserved.

## Screenshot of Proposed Updated Content

Read the sentences aloud. Write the words from the box in the corresponding place.

**Monarch Butterfly**

I was a tiny egg.

I turned into a caterpillar.

I rolled myself within a cocoon.

I waited for only two weeks.

I had two pretty wings to fly on my own.

egg cocoon  
butterfly caterpillar

11 Lesson 16 The Farm's Produce Kiddos  
Copyright © 2011 EDUPARK. All rights reserved.

# Update to Content Not Reviewed by SRP

## (SE)(Breakout(s)) and (Citation Type(s))

III (B)(2)(a), Narrative, Activity – Child perceives differences between similar-sounding words

### Description of the specific location and hyperlink to the exact location of the currently adopted content.

Identical material provided in the POST ADOPTION or UPADATE version but not reviewed by SRP  
Lesson 9 Monarch Butterfly / Workbook, Page 10-11

[https://edusparkusa.neolms.com/teacher\\_lesson/show/4317242?lesson\\_id=20008795&section\\_id=78713558](https://edusparkusa.neolms.com/teacher_lesson/show/4317242?lesson_id=20008795&section_id=78713558)

### Description of the specific location and hyperlink to the exact location of the proposed updated content.

NEW CITATION Lesson 9 Monarch Butterfly / Workbook, Page 10-11

[https://edusparkusa.neolms.com/teacher\\_lesson/show/4317242?lesson\\_id=20008795&section\\_id=78713558](https://edusparkusa.neolms.com/teacher_lesson/show/4317242?lesson_id=20008795&section_id=78713558)

## Screenshot of Currently Adopted Content

## Screenshot of Proposed Updated Content

## Update to Content Not Reviewed by SRP

### (SE)(Breakout(s)) and (Citation Type(s))

III (B)(6)(a), Narrative, Activity - Child identifies rhyming words

#### Description of the specific location and hyperlink to the exact location of the currently adopted content.

NO CHANGE if current adopted content addresses the TPG. New citations provided under proposed new content if needed.

#### Description of the specific location and hyperlink to the exact location of the proposed updated content.

NEW CITATION Lesson 7 The Vegetables / Workbook, Page 11-12

[https://edusparkusa.neolms.com/teacher\\_lesson/show/4317239?lesson\\_id=20008782&section\\_id=78713492](https://edusparkusa.neolms.com/teacher_lesson/show/4317239?lesson_id=20008782&section_id=78713492)

Screenshot of Currently Adopted Content

Screenshot of Proposed Updated Content

The screenshot shows a worksheet page for 'Lesson 7 The Vegetables' with a rhyming words activity. The page is divided into two columns. The left column has three items: 1. A green coat with the word 'coat' below it. 2. A blue car with the word 'car' below it. 3. A yellow sun with the word 'hot' below it. The right column has three items: 1. A star with the word 'star' below it. 2. A red and white boat with the word 'boat' below it. 3. A grey pot with the word 'pot' below it. At the top left, there is an icon of a child and the text 'Listen and repeat the words.' At the top right, there is an icon of a red line and the text 'Draw a line to connect the words that rhyme.' At the bottom left, there is a small house icon and the text 'Ask the child to look at the pictures and to hear the words. Ask the child to connect the rhyming words. The child perceives differences between similar-sounding words.' At the bottom center, there is a blue circle with the number '11'. At the bottom right, there is a logo for 'Lesson 7 The Vegetables' and 'Kiddos' with the text 'Copyright © 2012 COURAGE All rights reserved.'

# Update to Content Not Reviewed by SRP

## (SE)(Breakout(s)) and (Citation Type(s))

III (B)(7)(a), Narrative, Activity - Child identifies alliterative words with pictorial support

**Description of the specific location and hyperlink to the exact location of the currently adopted content.**

New Content

**Description of the specific location and hyperlink to the exact location of the proposed updated content.**

Lesson 10 Wonders of Nature / Workbook: Wonders of Nature New Content, Page 16

[https://edusparkusa.neolms.com/teacher\\_lesson/show/4320382?lesson\\_id=20028573&section\\_id=79044988](https://edusparkusa.neolms.com/teacher_lesson/show/4320382?lesson_id=20028573&section_id=79044988)

Screenshot of Currently Adopted Content

New Content

Screenshot of Proposed Updated Content

Observe the pictures in each group.

Color the pictures with the same beginning sound.

1. 2.

3. 4.

Read the instructions to the child. Say the name of each image in a clear voice. Group 1: turtle, monkey, bicycle. Group 2: flower, apple, flag. Group 3: unicorn, octopus, orange. Group 4: lion, lemon, banana.

16 Lesson 10 Wonders of Nature Kiddos

Copyright © 2011 EDUSPARK. All rights reserved.

## Update to Content Not Reviewed by SRP

### (SE)(Breakout(s)) and (Citation Type(s))

III (C)(1)(a), Narrative, Activity - Child recognizes at least 20 letters (upper- or lower-case letters)

#### Description of the specific location and hyperlink to the exact location of the currently adopted content.

NO CHANGE if current adopted content addresses the TPG. New citations provided under proposed new content if needed.

#### Description of the specific location and hyperlink to the exact location of the proposed updated content.

NEW CITATION Lesson 14 Days and Months / Workbook, Page 13

[https://edusparkusa.neolms.com/teacher\\_lesson/show/4317247?lesson\\_id=20008822&section\\_id=78713707](https://edusparkusa.neolms.com/teacher_lesson/show/4317247?lesson_id=20008822&section_id=78713707)

Screenshot of Currently Adopted Content

Screenshot of Proposed Updated Content

Look at the letters. Follow the directions.

Let's play the category word game! Ask children to come up with a word for each letter in a category, for example: animals, things at the supermarket, plants, etc.

13

Lesson 14 Days and Months

Kiddos

Copyright © 2021 EDUSPARK. All rights reserved.

## Update to Content Not Reviewed by SRP

---

### **(SE)(Breakout(s)) and (Citation Type(s))**

III (C)(2)(a), Narrative, Activity – Child recognizes at least 20 distinct letter-sound correspondences

III (C)(3)(a), Narrative, Activity – Child produces at least 20 distinct letter-sound correspondences

### **Description of the specific location and hyperlink to the exact location of the currently adopted content.**

Identical material provided in the POST ADOPTION or UPADATE version but not reviewed by SRP  
Lesson 6 Professions / Workbook, Page 10-11

[https://edusparkusa.neolms.com/teacher\\_lesson/show/4317238?lesson\\_id=20008775&section\\_id=78713450](https://edusparkusa.neolms.com/teacher_lesson/show/4317238?lesson_id=20008775&section_id=78713450)

Lesson 01/Art and Fine Motor Skills/Workbook: L1 Fine Motor Skills and Prewriting, Page 1-13

[https://edusparkusa.neolms.com/teacher\\_lesson/show/4317231?lesson\\_id=20008743&section\\_id=78713286](https://edusparkusa.neolms.com/teacher_lesson/show/4317231?lesson_id=20008743&section_id=78713286)

Lesson 05/Art and Fine Motor Skills/Workbook: L5 Fine Motor Skills and Prewriting, Page 1-17

[https://edusparkusa.neolms.com/teacher\\_lesson/show/4317237?lesson\\_id=20008773&section\\_id=78713442](https://edusparkusa.neolms.com/teacher_lesson/show/4317237?lesson_id=20008773&section_id=78713442)

Lesson 07/Art and Fine Motor Skills/Workbook: L7 Fine Motor Skills and Prewriting, Page 1-17

[https://edusparkusa.neolms.com/teacher\\_lesson/show/4317239?lesson\\_id=20008787&section\\_id=78713519](https://edusparkusa.neolms.com/teacher_lesson/show/4317239?lesson_id=20008787&section_id=78713519)

Lesson 08/Art and Fine Motor Skills/Workbook: L8 Fine Motor Skills and Prewriting, Page 1-17

[https://edusparkusa.neolms.com/teacher\\_lesson/show/4317241?lesson\\_id=20008794&section\\_id=78713552](https://edusparkusa.neolms.com/teacher_lesson/show/4317241?lesson_id=20008794&section_id=78713552)

### **Description of the specific location and hyperlink to the exact location of the proposed updated content.**

NEW CITATION Lesson 6 Professions / Workbook, Page 10-11

[https://edusparkusa.neolms.com/teacher\\_lesson/show/4317238?lesson\\_id=20008775&section\\_id=78713450](https://edusparkusa.neolms.com/teacher_lesson/show/4317238?lesson_id=20008775&section_id=78713450)

Lesson 01/Art and Fine Motor Skills/Workbook: L1 Fine Motor Skills and Prewriting, Page 1-13

[https://edusparkusa.neolms.com/teacher\\_lesson/show/4317231?lesson\\_id=20008743&section\\_id=78713286](https://edusparkusa.neolms.com/teacher_lesson/show/4317231?lesson_id=20008743&section_id=78713286)

Lesson 05/Art and Fine Motor Skills/Workbook: L5 Fine Motor Skills and Prewriting, Page 1-17

[https://edusparkusa.neolms.com/teacher\\_lesson/show/4317237?lesson\\_id=20008773&section\\_id=78713442](https://edusparkusa.neolms.com/teacher_lesson/show/4317237?lesson_id=20008773&section_id=78713442)

Lesson 07/Art and Fine Motor Skills/Workbook: L7 Fine Motor Skills and Prewriting, Page 1-17

[https://edusparkusa.neolms.com/teacher\\_lesson/show/4317239?lesson\\_id=20008787&section\\_id=78713519](https://edusparkusa.neolms.com/teacher_lesson/show/4317239?lesson_id=20008787&section_id=78713519)

Lesson 08/Art and Fine Motor Skills/Workbook: L8 Fine Motor Skills and Prewriting, Page 1-17

[https://edusparkusa.neolms.com/teacher\\_lesson/show/4317241?lesson\\_id=20008794&section\\_id=78713552](https://edusparkusa.neolms.com/teacher_lesson/show/4317241?lesson_id=20008794&section_id=78713552)

# Update to Content Not Reviewed by SRP

## Screenshot of Currently Adopted Content

<p>Look at the pictures and label each one.</p> <p>Follow the directions.</p> <p>1 van pan</p> <p>2 shell bell</p> <p>3 grass glass</p> <p>10</p> <p>Lesson 6 Professions</p> <p>Kiddos</p>	<p>Lesson 1 Traces and prewriting</p> <p>1</p> <p>Kiddos Lesson 1 Traces and prewriting</p>	<p>Lesson 5 Traces and prewriting</p> <p>1</p> <p>Kiddos Lesson 5 Traces and prewriting</p>
<p>Lesson 7 Traces and prewriting</p> <p>1</p> <p>Kiddos Lesson 7 Traces and prewriting</p>	<p>Lesson 8 Traces and prewriting</p> <p>1</p> <p>Kiddos Lesson 8 Traces and prewriting</p>	

## Screenshot of Proposed Updated Content

<p>Look at the pictures and label each one.</p> <p>Follow the directions.</p> <p>1 van pan</p> <p>2 shell bell</p> <p>3 grass glass</p> <p>10</p> <p>Lesson 6 Professions</p> <p>Kiddos</p>	<p>Lesson 1 Traces and prewriting</p> <p>1</p> <p>Kiddos Lesson 1 Traces and prewriting</p>	<p>Lesson 5 Traces and prewriting</p> <p>1</p> <p>Kiddos Lesson 5 Traces and prewriting</p>
<p>Lesson 7 Traces and prewriting</p> <p>1</p> <p>Kiddos Lesson 7 Traces and prewriting</p>	<p>Lesson 8 Traces and prewriting</p> <p>1</p> <p>Kiddos Lesson 8 Traces and prewriting</p>	



# Update to Content Not Reviewed by SRP

## (SE)(Breakout(s)) and (Citation Type(s))

III (D)(1)(a), Narrative, Activity – Child retells or re-enacts a story with a clear beginning, middle, and end

### Description of the specific location and hyperlink to the exact location of the currently adopted content.

NO CHANGE if current adopted content addresses the TPG. New citations provided under proposed new content if needed.

### Description of the specific location and hyperlink to the exact location of the proposed updated content.

NEW CITATION Lesson 16 The Farm's Produce / Workbook, Page 9-10

[https://edusparkusa.neolms.com/teacher\\_lesson/show/4317249?lesson\\_id=20008832&section\\_id=78713763](https://edusparkusa.neolms.com/teacher_lesson/show/4317249?lesson_id=20008832&section_id=78713763)

Screenshot of Currently Adopted Content

Screenshot of Proposed Updated Content

Read the sentences aloud. Retell the story using your own words.

- 1 I was a tiny egg.
- 2 I turned into a caterpillar.
- 3 I rolled myself within a cocoon.
- 4 I waited for only two weeks.
- 5 I had two pretty wings to fly on my own.

Ask the child to retell the story using his/her own words after it is read aloud. Show the child how to read by pointing with their finger the directionality, from left to right. Ask the child to practice.

9 Lesson 16 The Farm's Produce Kiddos  
Copyright © 2021 Edupark. All rights reserved.

# Update to Content Not Reviewed by SRP

## (SE)(Breakout(s)) and (Citation Type(s))

III (E)(2)(a), Narrative, Activity - Child holds books right side up

**Description of the specific location and hyperlink to the exact location of the currently adopted content.**

New Content

**Description of the specific location and hyperlink to the exact location of the proposed updated content.**

Lesson 01 Art and Fine Motor Skills / Project: Learning How to Use Books, Page 2,5

[https://edusparkusa.neolms.com/teacher\\_lesson/show/4320382?lesson\\_id=20028573&section\\_id=79047624](https://edusparkusa.neolms.com/teacher_lesson/show/4320382?lesson_id=20028573&section_id=79047624)

Screenshot of Currently Adopted Content

New Content

Screenshot of Proposed Updated Content

The screenshot shows a worksheet titled "Learning How to Use Books" with three main sections. The first section, "Observe the images," shows three books: a red book, an open book with an "INDEX" page, and a red book titled "Little Red Riding Hood". The second section, "Listen and repeat the names of the parts of a book," has three labels: "cover", "back cover", and "page", each with a blue dot below it. The third section, "Connect the image with its corresponding name using a line," shows the same three books with blue circles above them. At the bottom, there is a "Lesson 1" header, a "Kiddos" logo, and a copyright notice: "Copyright © 2021 EDUSPARK. All rights reserved."

## Update to Content Not Reviewed by SRP

### (SE)(Breakout(s)) and (Citation Type(s))

III (E)(2)(b), Narrative, Activity – Child demonstrates understanding of print directionality (e.g., knows where a book starts and ends, turns pages, points to words left to right, top to bottom, with correct sweeping)

### Description of the specific location and hyperlink to the exact location of the currently adopted content.

NO CHANGE if current adopted content addresses the TPG. New citations provided under proposed new content if needed.

### Description of the specific location and hyperlink to the exact location of the proposed updated content.

NEW CITATION Lesson 18 Protecting our Planet / Workbook, Page 10-12

[https://edusparkusa.neolms.com/teacher\\_lesson/show/4317251?lesson\\_id=20008842&section\\_id=78713823](https://edusparkusa.neolms.com/teacher_lesson/show/4317251?lesson_id=20008842&section_id=78713823)

Screenshot of Currently Adopted Content

Screenshot of Proposed Updated Content

# Update to Content Not Reviewed by SRP

## (SE)(Breakout(s)) and (Citation Type(s))

III (E)(3)(a), Narrative, Activity – Child can identify some conventional features of print that communicate meaning, including end punctuation

III (E)(3)(b), Narrative, Activity – Child can identify some conventional features of print that communicate meaning including, case

### Description of the specific location and hyperlink to the exact location of the currently adopted content.

NO CHANGE if current adopted content addresses the TPG. New citations provided under proposed new content if needed.

### Description of the specific location and hyperlink to the exact location of the proposed updated content.

NEW CITATION Lesson 18 Protecting our Planet / Workbook, Page 13

[https://edusparkusa.neolms.com/teacher\\_lesson/show/4317251?lesson\\_id=20008842&section\\_id=78713823](https://edusparkusa.neolms.com/teacher_lesson/show/4317251?lesson_id=20008842&section_id=78713823)

Screenshot of Currently Adopted Content

Screenshot of Proposed Updated Content

Write the upper case letter and the end period in each sentence.

Count the letters and write the corresponding number.

**Protecting our Planet**

\_\_\_ecycle plays an important part.  
\_\_\_eep plastic, metals, and paper apart.  
y es tarea fundamental ordenar los desperdicios, papel, plástico y metal\_\_\_

Consonants		Vowels	
	Amount		Amount
p		a	
t		i	
s		e	

Ask the child to point to the first word in the sentence and to the end period. Ask the child if the beginning letter is upper or lower case. Explain that a sentence always begins with upper case letter and ends with a period.

13 Lesson 18 Protecting our Planet Copyright © 2013 EduparkUSA. All rights reserved.

# Update to Content Not Reviewed by SRP

## (SE)(Breakout(s)) and (Citation Type(s))

IV (B)(1)(a), Narrative, Activity – Child discusses ideas for drafts composed in whole/small group writing activities

IV (B)(1)(b), Narrative, Activity – Child contributes ideas for drafts composed in whole/small group writing activities

### Description of the specific location and hyperlink to the exact location of the currently adopted content.

NO CHANGE if current adopted content addresses the TPG. New citations provided under proposed new content if needed.

### Description of the specific location and hyperlink to the exact location of the proposed updated content.

NEW CITATION Lesson 16 Art and Fine-motor Skills -Workbook: L16 Fine Motor Skills and Pre-writing, Page 2-6

[https://edusparkusa.neolms.com/teacher\\_lesson/show/4317249?lesson\\_id=20008836&section\\_id=78713791](https://edusparkusa.neolms.com/teacher_lesson/show/4317249?lesson_id=20008836&section_id=78713791)

Screenshot of Currently Adopted Content

Screenshot of Proposed Updated Content

Draw something that reminds you of that field trip or event.

Write a draft with the idea you want to communicate.

Share your writing and celebrate with the class.

1 →

2 →

3 →

4 →

Motivate the child to write independently about the idea they selected in the previous activity. Assess the child's work samples and awards from top to bottom and from left to right. Show where to place the period at the end of each sentence.

2

Kididos  
Lesson 16  
Traces and prewriting  
Copyright © 2011 EDUPARK. All rights reserved.

# Update to Content Not Reviewed by SRP

## (SE)(Breakout(s)) and (Citation Type(s))

IV (B)(2)(b), Narrative, Activity – Child interacts in small group writing activities

IV (B)(2)(d), Narrative, Activity – Child provides suggestions for revisions (add) in small group writing activities

IV (B)(2)(f), Narrative, Activity – Child provides suggestions for revisions (take out) in small group writing activities

IV (B)(2)(h), Narrative, Activity – Child provides suggestions for revisions (change order) in small group writing activities

IV (B)(2)(j), Narrative, Activity – Child edits (conventions) in whole group small activities

### Description of the specific location and hyperlink to the exact location of the currently adopted content.

Identical material provided in the POST ADOPTION or UPADATE version but not reviewed by SRP

Lesson 17 Art and Fine-motor Skills -Workbook: L17 Fine Motor Skills and Pre-writing, Page 2-6

[https://edusparkusa.neolms.com/teacher\\_lesson/show/4317250?lesson\\_id=20008841&section\\_id=78713815](https://edusparkusa.neolms.com/teacher_lesson/show/4317250?lesson_id=20008841&section_id=78713815)

Lesson 12 Art and Fine-motor Skills -Workbook: L12 Fine Motor Skills and Pre-writing, Page 1-3

[https://edusparkusa.neolms.com/teacher\\_lesson/show/4317245?lesson\\_id=20008816&section\\_id=78713673](https://edusparkusa.neolms.com/teacher_lesson/show/4317245?lesson_id=20008816&section_id=78713673)

### Description of the specific location and hyperlink to the exact location of the proposed updated content.

NEW CITATION Lesson 17 Art and Fine-motor Skills -Workbook: L17 Fine Motor Skills and Pre-writing, Page 2-6

[https://edusparkusa.neolms.com/teacher\\_lesson/show/4317250?lesson\\_id=20008841&section\\_id=78713815](https://edusparkusa.neolms.com/teacher_lesson/show/4317250?lesson_id=20008841&section_id=78713815)

Lesson 12 Art and Fine-motor Skills -Workbook: L12 Fine Motor Skills and Pre-writing, Page 1-3

[https://edusparkusa.neolms.com/teacher\\_lesson/show/4317245?lesson\\_id=20008816&section\\_id=78713673](https://edusparkusa.neolms.com/teacher_lesson/show/4317245?lesson_id=20008816&section_id=78713673)

## Screenshot of Currently Adopted Content

The screenshot shows two worksheets side-by-side. The left worksheet is for Lesson 17, 'Traces and prewriting', and features a large drawing area on the left and a writing area on the right with numbered lines (1-4). It includes instructions: 'Draw something that reminds you of that field trip or event.', 'Write a draft with the ideas you want to communicate.', and 'Share your writing and celebrate with the class.' The right worksheet is for Lesson 12, 'Traces and prewriting', and includes a 'Name: \_\_\_\_\_' field, a 'With the teacher's help, the class prepares a writing on what they know about this topic.' instruction, and three small illustrations: a forest scene, a polar region with a seal, and a marine ecosystem with a whale. It also includes the same three-step instruction set as Lesson 17.

## Screenshot of Proposed Updated Content

This screenshot is identical to the one above, showing the currently adopted worksheets for Lesson 17 and Lesson 12. It includes the drawing area, writing lines, and instructions for both lessons, as well as the illustrations and 'Name:' field for Lesson 12.

# Update to Content Not Reviewed by SRP

## (SE)(Breakout(s)) and (Citation Type(s))

IV (B)(2)(d), Narrative, Activity – Child provides suggestions for revisions (add) in small group writing activities

### Description of the specific location and hyperlink to the exact location of the currently adopted content.

Identical material provided in the POST ADOPTION or UPADATE version but not reviewed by SRP  
Lesson 17 Art and Fine-motor Skills -Workbook: L17 Fine Motor Skills and Pre-writing, Page 2-6  
[https://edusparkusa.neolms.com/teacher\\_lesson/show/4317250?lesson\\_id=20008841&section\\_id=78713815](https://edusparkusa.neolms.com/teacher_lesson/show/4317250?lesson_id=20008841&section_id=78713815)

### Description of the specific location and hyperlink to the exact location of the proposed updated content.

NEW CITATION Lesson 17 Art and Fine-motor Skills -Workbook: L17 Fine Motor Skills and Pre-writing, Page 2-6  
[https://edusparkusa.neolms.com/teacher\\_lesson/show/4317250?lesson\\_id=20008841&section\\_id=78713815](https://edusparkusa.neolms.com/teacher_lesson/show/4317250?lesson_id=20008841&section_id=78713815)

## Screenshot of Currently Adopted Content



## Screenshot of Proposed Updated Content



## Update to Content Not Reviewed by SRP

### (SE)(Breakout(s)) and (Citation Type(s))

IV (B)(2)(c), Narrative, Activity – Child provides suggestions for revisions (add) in whole group writing activities

IV (B)(2)(e), Narrative, Activity – Child provides suggestions for revisions (take out) in whole group writing activities

IV (B)(2)(g), Narrative, Activity – Child provides suggestions for revisions (change order) in whole group writing activities

IV (B)(2)(i), Narrative, Activity – Child edits (conventions) in whole group writing activities

### Description of the specific location and hyperlink to the exact location of the currently adopted content.

NO CHANGE if current adopted content addresses the TPG. New citations provided under proposed new content if needed.

### Description of the specific location and hyperlink to the exact location of the proposed updated content.

NEW CITATION Lesson 11 Art and Fine-motor Skills -Workbook: L11 Fine Motor Skills and Pre-writing, Page 1-3

[https://edusparkusa.neolms.com/teacher\\_lesson/show/4317244?lesson\\_id=20008811&section\\_id=78713648](https://edusparkusa.neolms.com/teacher_lesson/show/4317244?lesson_id=20008811&section_id=78713648)

Screenshot of Currently Adopted Content

Screenshot of Proposed Updated Content

Lesson 11  
Traces and prewriting

Look at the pictures from the video The prairies and the rain forest.

With the teacher's help, the children write about what they know about this topic.

Prairies  
leopards  
ostriches, lions, and hippos.

Tropical Forest  
macaw  
the macaw, and a great variety of insects.

1

Lesson 11  
Traces and prewriting  
Copyright © 2013 Edupark USA. All rights reserved.



# Update to Content Not Reviewed by SRP

## (SE)(Breakout(s)) and (Citation Type(s))

IV (B)(3)(a), Narrative, Activity – Child shares class-made written products

IV (B)(3)(c), Narrative, Activity – Child celebrates class-made written products

IV (B)(3)(d), Narrative, Activity – Child celebrates individual written products

### Description of the specific location and hyperlink to the exact location of the currently adopted content.

NO CHANGE if current adopted content addresses the TPG. New citations provided under proposed new content if needed.

### Description of the specific location and hyperlink to the exact location of the proposed updated content.

NEW CITATION Lesson 16 Art and Fine-motor Skills -Workbook: L16 Fine Motor Skills and Pre-writing, Page 2-6

[https://edusparkusa.neolms.com/teacher\\_lesson/show/4317249?lesson\\_id=20008836&section\\_id=78713791](https://edusparkusa.neolms.com/teacher_lesson/show/4317249?lesson_id=20008836&section_id=78713791)

Screenshot of Currently Adopted Content

Screenshot of Proposed Updated Content

Draw something that reminds you of that field trip or event.

Write a draft with the idea you want to communicate.

Share your writing and celebrate with the class.

1 →

2 →

3 →

4 →

2

Lesson 16  
Traces and prewriting

## Update to Content Not Reviewed by SRP

---

### (SE)(Breakout(s)) and (Citation Type(s))

IV (B)(3)(b), Narrative, Activity – Child shares individual written products

#### Description of the specific location and hyperlink to the exact location of the currently adopted content.

NO CHANGE if current adopted content addresses the TPG. New citations provided under proposed new content if needed.


#### Description of the specific location and hyperlink to the exact location of the proposed updated content.

NEW CITATION Lesson 13 Art and Fine-motor Skills -Workbook: L13 Fine Motor Skills and Pre-writing, Page 1-3

[https://edusparkusa.neolms.com/teacher\\_lesson/show/4317246?lesson\\_id=20008821&section\\_id=78713699](https://edusparkusa.neolms.com/teacher_lesson/show/4317246?lesson_id=20008821&section_id=78713699)

Screenshot of Currently Adopted Content

Screenshot of Proposed Updated Content



# Update to Content Not Reviewed by SRP

## (SE)(Breakout(s)) and (Citation Type(s))

IV (C)(2)(a), Narrative, Activity – Child progresses from using scribbles to forming letters as a way to communicate

### Description of the specific location and hyperlink to the exact location of the currently adopted content.

Identical material provided in the POST ADOPTION or UPADATE version but not reviewed by SRP  
Lesson 11 Art and Fine-motor Skills -Workbook: L11 Fine Motor Skills and Pre-writing, Page 1-3  
[https://edusparkusa.neolms.com/teacher\\_lesson/show/4317244?lesson\\_id=20008811&section\\_id=78713648](https://edusparkusa.neolms.com/teacher_lesson/show/4317244?lesson_id=20008811&section_id=78713648)

### Description of the specific location and hyperlink to the exact location of the proposed updated content.

NEW CITATION Lesson 11 Art and Fine-motor Skills -Workbook: L11 Fine Motor Skills and Pre-writing, Page 1-3  
[https://edusparkusa.neolms.com/teacher\\_lesson/show/4317244?lesson\\_id=20008811&section\\_id=78713648](https://edusparkusa.neolms.com/teacher_lesson/show/4317244?lesson_id=20008811&section_id=78713648)

## Screenshot of Currently Adopted Content

Lesson 11  
Traces and prewriting

Look at the pictures from the video The prairies and the rain forest.

With the teacher's help, the children write about what they know about this topic.

Prairies  
leopards  
ostriches, lions, and leopards

Tropical forest  
macaw  
the macaw, and a great variety of insects.

1

Kiddos  
Lesson 11  
Traces and prewriting  
Copyright © 2013 EDUPARKUSA. All rights reserved.

## Screenshot of Proposed Updated Content

Lesson 11  
Traces and prewriting

Look at the pictures from the video The prairies and the rain forest.

With the teacher's help, the children write about what they know about this topic.

Prairies  
leopards  
ostriches, lions, and leopards

Tropical forest  
macaw  
the macaw, and a great variety of insects.

1

Kiddos  
Lesson 11  
Traces and prewriting  
Copyright © 2013 EDUPARKUSA. All rights reserved.

# Update to Content Not Reviewed by SRP

## (SE)(Breakout(s)) and (Citation Type(s))

IV (C)(2)(b), Narrative, Activity – Child progresses from using mock letters to forming letters as a way to communicate

### Description of the specific location and hyperlink to the exact location of the currently adopted content.

Identical material provided in the POST ADOPTION or UPADATE version but not reviewed by SRP  
Lesson 13 Art and Fine-motor Skills -Workbook: L13 Fine Motor Skills and Pre-writing, Page 1-3  
[https://edusparkusa.neolms.com/teacher\\_lesson/show/4317246?lesson\\_id=20008821&section\\_id=78713699](https://edusparkusa.neolms.com/teacher_lesson/show/4317246?lesson_id=20008821&section_id=78713699)

### Description of the specific location and hyperlink to the exact location of the proposed updated content.

NEW CITATION Lesson 13 Art and Fine-motor Skills -Workbook: L13 Fine Motor Skills and Pre-writing, Page 1-3  
[https://edusparkusa.neolms.com/teacher\\_lesson/show/4317246?lesson\\_id=20008821&section\\_id=78713699](https://edusparkusa.neolms.com/teacher_lesson/show/4317246?lesson_id=20008821&section_id=78713699)

### Screenshot of Currently Adopted Content



### Screenshot of Proposed Updated Content



# Update to Content Not Reviewed by SRP

## (SE)(Breakout(s)) and (Citation Type(s))

IV (C)(2)(c), Narrative, Activity – Child progresses from using scribbles to forming letter strings as a way to communicate


### Description of the specific location and hyperlink to the exact location of the currently adopted content.

Identical material provided in the POST ADOPTION or UPADATE version but not reviewed by SRP  
Lesson 7 Art and Fine-motor Skills -Workbook: L7 Fine Motor Skills and Pre-writing, Page 2-9  
[https://edusparkusa.neolms.com/teacher\\_lesson/show/4317239?lesson\\_id=20008787&section\\_id=78713519](https://edusparkusa.neolms.com/teacher_lesson/show/4317239?lesson_id=20008787&section_id=78713519)


### Description of the specific location and hyperlink to the exact location of the proposed updated content.

NEW CITATION Lesson 7 Art and Fine-motor Skills -Workbook: L7 Fine Motor Skills and Pre-writing, Page 2-9  
[https://edusparkusa.neolms.com/teacher\\_lesson/show/4317239?lesson\\_id=20008787&section\\_id=78713519](https://edusparkusa.neolms.com/teacher_lesson/show/4317239?lesson_id=20008787&section_id=78713519)

## Screenshot of Currently Adopted Content



## Screenshot of Proposed Updated Content



# Update to Content Not Reviewed by SRP

## (SE)(Breakout(s)) and (Citation Type(s))

IV (C)(2)(d), Narrative, Activity – Child progresses from using mock letters to forming letter strings as a way to communicate

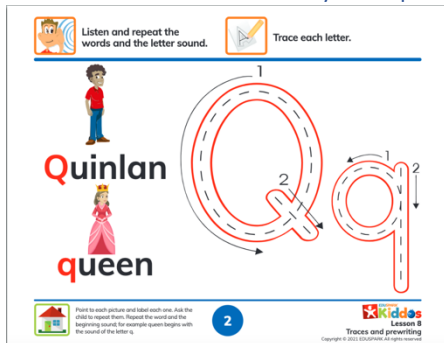
### Description of the specific location and hyperlink to the exact location of the currently adopted content.

Identical material provided in the POST ADOPTION or UPADATE version but not reviewed by SRP  
Lesson 8 Art and Fine-motor Skills -Workbook: L87 Fine Motor Skills and Pre-writing, Page 2-17  
[https://edusparkusa.neolms.com/teacher\\_lesson/show/4317241?lesson\\_id=20008794&section\\_id=78713552](https://edusparkusa.neolms.com/teacher_lesson/show/4317241?lesson_id=20008794&section_id=78713552)

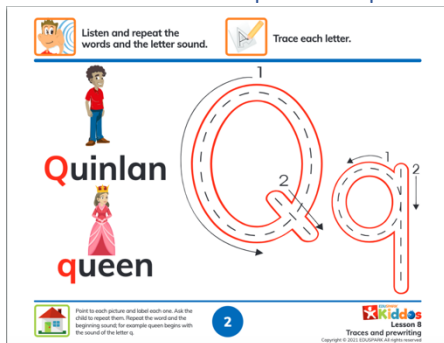
### Description of the specific location and hyperlink to the exact location of the proposed updated content.

NEW CITATION Lesson 8 Art and Fine-motor Skills -Workbook: L87 Fine Motor Skills and Pre-writing, Page 2-17  
[https://edusparkusa.neolms.com/teacher\\_lesson/show/4317241?lesson\\_id=20008794&section\\_id=78713552](https://edusparkusa.neolms.com/teacher_lesson/show/4317241?lesson_id=20008794&section_id=78713552)

### Screenshot of Currently Adopted Content



### Screenshot of Proposed Updated Content



# Update to Content Not Reviewed by SRP

## (SE)(Breakout(s)) and (Citation Type(s))

IV (C)(3)(a), Narrative, Activity – Child begins to use familiar words often using letters associated with beginning and/or ending sounds to write words

IV (C)(3)(b), Narrative, Activity – Child begins to use familiar letter-sound correspondences, often using letters associated with beginning and/or ending sounds to write words

### Description of the specific location and hyperlink to the exact location of the currently adopted content.

NO CHANGE if current adopted content addresses the TPG. New citations provided under proposed new content if needed.

### Description of the specific location and hyperlink to the exact location of the proposed updated content.

NEW CITATION Lesson 10 Art and Fine-motor Skills -Workbook: L10 Fine Motor Skills and Pre-writing, Page 1-3

[https://edusparkusa.neolms.com/teacher\\_lesson/show/4317243?lesson\\_id=20008806&section\\_id=78713621](https://edusparkusa.neolms.com/teacher_lesson/show/4317243?lesson_id=20008806&section_id=78713621)

Screenshot of Currently Adopted Content

Screenshot of Proposed Updated Content

The screenshot shows a worksheet for Lesson 10, 'Traces and prewriting'. At the top left, it says 'Lesson 10 Traces and prewriting'. To the right, there is an icon of a pencil and paper with the text 'Write your name and observe the images.' Below this is a line for 'Name:->'. There are two main activity sections. The first is 'Forest', with an illustration of a forest scene containing a horse, a bear, and a squirrel. The second is 'Desert', with an illustration of a desert scene containing a cactus, a lizard, and a snake. Each activity section has a small icon of a pencil and paper and the instruction 'Describe the animals that live in the forest.' or 'Describe the animals that live in the desert.' At the bottom left, there is a small icon of a house and the text 'Motivate the child to contribute ideas about his topic. The teacher writes the ideas on the whiteboard.' At the bottom center, there is a blue circle with the number '1'. At the bottom right, there is the 'Kiddos' logo and the text 'Lesson 10 Traces and prewriting' and 'Copyright © 2012 Kiddos. All rights reserved.'

# Update to Content Not Reviewed by SRP

## (SE)(Breakout(s)) and (Citation Type(s))

IV (C)(4)(a), Narrative, Activity – Child uses appropriate directionality when writing (top to bottom)

IV (C)(4)(b), Narrative, Activity – Child uses appropriate directionality when writing (left to right)

IV (C)(5)(a), Narrative, Activity – Child begins to experiment with punctuation when writing

### Description of the specific location and hyperlink to the exact location of the currently adopted content.

NO CHANGE if current adopted content addresses the TPG. New citations provided under proposed new content if needed.


### Description of the specific location and hyperlink to the exact location of the proposed updated content.

NEW CITATION Lesson 16 Art and Fine-motor Skills -Workbook: L16 Fine Motor Skills and Pre-writing, Page 2-6

[https://edusparkusa.neolms.com/teacher\\_lesson/show/4317249?lesson\\_id=20008836&section\\_id=78713791](https://edusparkusa.neolms.com/teacher_lesson/show/4317249?lesson_id=20008836&section_id=78713791)

Screenshot of Currently Adopted Content

Screenshot of Proposed Updated Content





## Update to Content Not Reviewed by SRP

### (SE)(Breakout(s)) and (Citation Type(s))

V (A)(1)(a), Narrative, Activity – Child rote counts from 1 to 30

#### Description of the specific location and hyperlink to the exact location of the currently adopted content.

NO CHANGE if current adopted content addresses the TPG. New citations provided under proposed new content if needed.

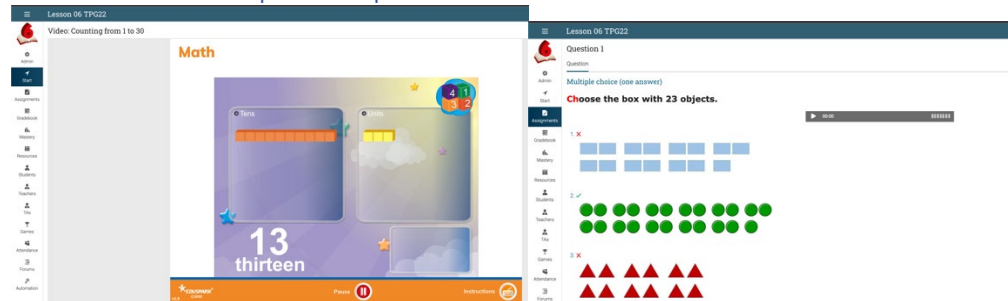
#### Description of the specific location and hyperlink to the exact location of the proposed updated content.

NEW CITATION Lesson 6 / Counting from 1 to 30 / Video: Counting from 1 to 30 - Click on Take activity  
[https://edusparkusa.neolms.com/teacher\\_scorm\\_assignment/show/42090594](https://edusparkusa.neolms.com/teacher_scorm_assignment/show/42090594)

Lesson 6 / Counting from 1 to 30 / Counting up to 30 - Click on Take quiz / Questions 1,5  
[https://edusparkusa.neolms.com/teacher\\_quiz\\_assignment/show/42090597](https://edusparkusa.neolms.com/teacher_quiz_assignment/show/42090597)

Screenshot of Currently Adopted Content

Screenshot of Proposed Updated Content



# Update to Content Not Reviewed by SRP

## (SE)(Breakout(s)) and (Citation Type(s))

V (A)(2)(a), Narrative, Activity – Child counts up to 10 objects with one-to-one correspondence

V (A)(3)(a), Narrative, Activity – Child counts up to 10 items

**Description of the specific location and hyperlink to the exact location of the currently adopted content.**

NO CHANGE if current adopted content addresses the TPG. New citations provided under proposed new content if needed.

**Description of the specific location and hyperlink to the exact location of the proposed updated content.**

NEW CITATION Lesson 03 Counting from 1 to 10 objects / Activity: Count up to 10 objects

[https://edusparkusa.neolms.com/teacher\\_quiz\\_assignment/show/42090503](https://edusparkusa.neolms.com/teacher_quiz_assignment/show/42090503)

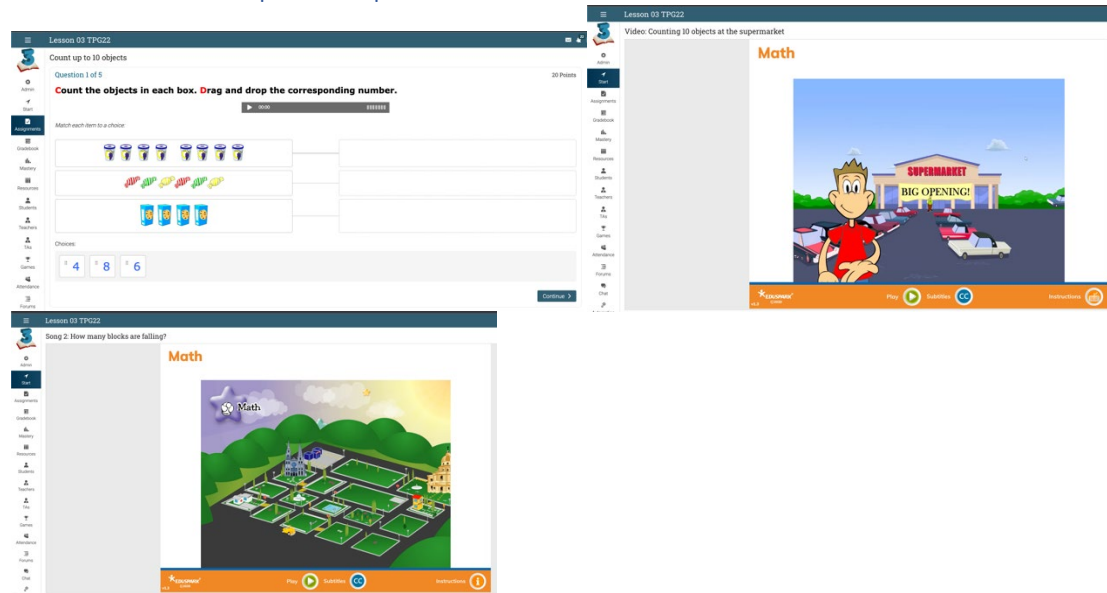
Lesson 03 Counting from 1 to 10 objects / Video: Counting 30 objects at the supermarket - Click on Take activity [https://edusparkusa.neolms.com/teacher\\_scorm\\_assignment/show/42090498](https://edusparkusa.neolms.com/teacher_scorm_assignment/show/42090498)

Lesson 03 Counting from 1 to 10 objects / Song 1: Counting up to ten blocks falling

[https://edusparkusa.neolms.com/teacher\\_scorm\\_assignment/show/42090500](https://edusparkusa.neolms.com/teacher_scorm_assignment/show/42090500)

Screenshot of Currently Adopted Content

Screenshot of Proposed Updated Content



## Update to Content Not Reviewed by SRP

---

### **(SE)(Breakout(s)) and (Citation Type(s))**

V (A)(3)(b), Narrative, Activity – Child demonstrates cardinality by communicating that the last number indicates how many items are in the set

### **Description of the specific location and hyperlink to the exact location of the currently adopted content.**

NO CHANGE if current adopted content addresses the TPG. New citations provided under proposed new content if needed.

### **Description of the specific location and hyperlink to the exact location of the proposed updated content.**

NEW CITATION Lesson 5 / Counting to 20 / Video: Counting from 1 to 20 - Click on Take activity

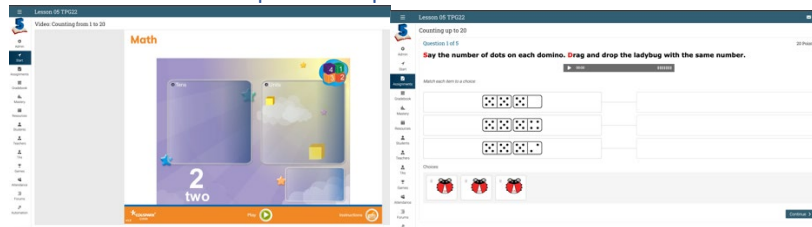
[https://edusparkusa.neolms.com/teacher\\_scorm\\_assignment/show/42090563](https://edusparkusa.neolms.com/teacher_scorm_assignment/show/42090563)

Lesson 5 / Counting to 20 / Activity: Counting Up to 20 - Take quiz / Questions 1-5

[https://edusparkusa.neolms.com/teacher\\_quiz\\_assignment/show/42090565](https://edusparkusa.neolms.com/teacher_quiz_assignment/show/42090565)

Screenshot of Currently Adopted Content

Screenshot of Proposed Updated Content



## Update to Content Not Reviewed by SRP

---

### **(SE)(Breakout(s)) and (Citation Type(s))**

V (A)(4)(a), Narrative– Child instantly recognizes (subitizes), without counting, small quantities up to 6 objects

**Description of the specific location and hyperlink to the exact location of the currently adopted content.**

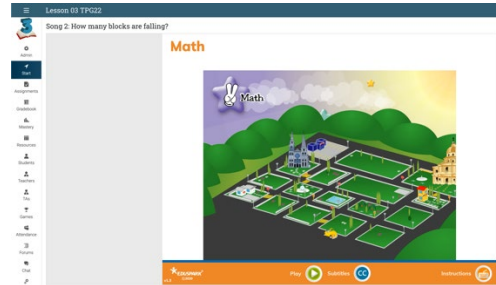
NO CHANGE if current adopted content addresses the TPG. New citations provided under proposed new content if needed.

**Description of the specific location and hyperlink to the exact location of the proposed updated content.**

NEW CITATION Lesson 3 Math / Counting from 1 to 10 objects / Song 2: How many blocks are falling?  
[https://edusparkusa.neolms.com/teacher\\_scorm\\_assignment/show/42090501](https://edusparkusa.neolms.com/teacher_scorm_assignment/show/42090501)

Screenshot of Currently Adopted Content

Screenshot of Proposed Updated Content



# Update to Content Not Reviewed by SRP

## (SE)(Breakout(s)) and (Citation Type(s))

V (C)(6)(a), Narrative, Activity – Child represents quantities up to 10

### Description of the specific location and hyperlink to the exact location of the currently adopted content.

Identical material provided in the POST ADOPTION or UPADATE version but not reviewed by SRP

Lesson 1 / Counting to 10 / Video: Counting from 1 to 10 - Click on Take activity

[https://edusparkusa.neolms.com/teacher\\_scorm\\_assignment/show/42090445](https://edusparkusa.neolms.com/teacher_scorm_assignment/show/42090445)

Lesson 1 / Counting to 10 / Activity: Counting Up to 10 - Take quiz / Question 2-5

[https://edusparkusa.neolms.com/teacher\\_quiz\\_assignment/show/42090447](https://edusparkusa.neolms.com/teacher_quiz_assignment/show/42090447)

Lesson 3 Math / Counting from 1 to 10 objects / L3 Activity Counting from 1 to 10 objects Page 2-8

[https://edusparkusa.neolms.com/teacher\\_scorm\\_assignment/show/42090499](https://edusparkusa.neolms.com/teacher_scorm_assignment/show/42090499)

### Description of the specific location and hyperlink to the exact location of the proposed updated content.

NEW CITATION Lesson 1 / Counting to 10 / Video: Counting from 1 to 10 - Click on Take activity

[https://edusparkusa.neolms.com/teacher\\_scorm\\_assignment/show/42090445](https://edusparkusa.neolms.com/teacher_scorm_assignment/show/42090445)

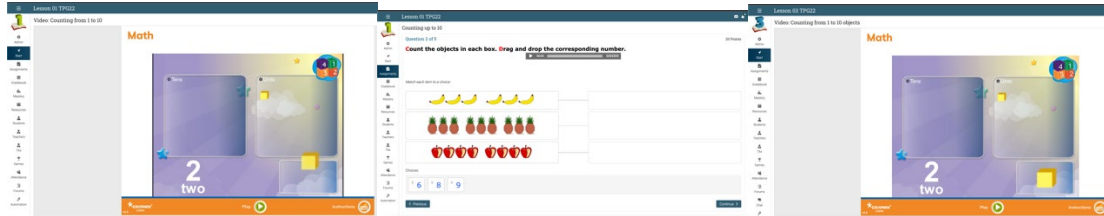
Lesson 1 / Counting to 10 / Activity: Counting Up to 10 - Take quiz / Question 2-5

[https://edusparkusa.neolms.com/teacher\\_quiz\\_assignment/show/42090447](https://edusparkusa.neolms.com/teacher_quiz_assignment/show/42090447)

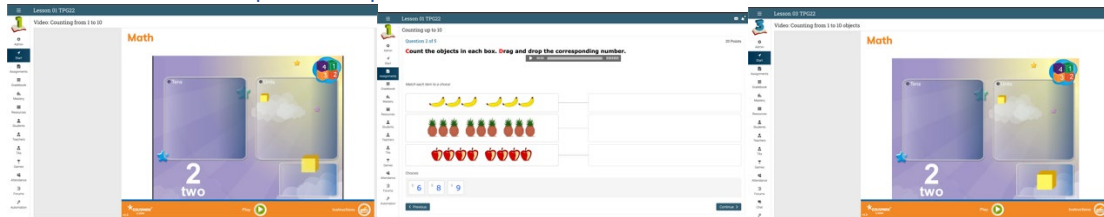
Lesson 3 Math / Counting from 1 to 10 objects / L3 Activity Counting from 1 to 10 objects Page 2-8

[https://edusparkusa.neolms.com/teacher\\_scorm\\_assignment/show/42090499](https://edusparkusa.neolms.com/teacher_scorm_assignment/show/42090499)

## Screenshot of Currently Adopted Content



## Screenshot of Proposed Updated Content



# Update to Content Not Reviewed by SRP

## (SE)(Breakout(s)) and (Citation Type(s))

V (C)(7)(a), Narrative, Activity – Child begins to understand that numbers 0-10 can be composed in various ways to represent a quantity

**Description of the specific location and hyperlink to the exact location of the currently adopted content.**

Identical material provided in the POST ADOPTION or UPADATE version but not reviewed by SRP  
Lesson 03 Math / Counting from 1 to 10 objects /Video: Counting 10 objects at the supermarket

[https://edusparkusa.neolms.com/teacher\\_scorm\\_assignment/show/42090498](https://edusparkusa.neolms.com/teacher_scorm_assignment/show/42090498)

Lesson 08 Math / Group up to 10 objects / Song: How many are there now?

[https://edusparkusa.neolms.com/teacher\\_scorm\\_assignment/show/42090655](https://edusparkusa.neolms.com/teacher_scorm_assignment/show/42090655)

Lesson 01 / Counting to 10 / Activity: Counting 10 objects - Click on Take quiz Question 1-5

[https://edusparkusa.neolms.com/teacher\\_quiz\\_assignment/show/42090447](https://edusparkusa.neolms.com/teacher_quiz_assignment/show/42090447)

**Description of the specific location and hyperlink to the exact location of the proposed updated content.**

NEW CITATION Lesson 03 Math / Counting from 1 to 10 objects /Video: Counting 10 objects at the supermarket

[https://edusparkusa.neolms.com/teacher\\_scorm\\_assignment/show/42090498](https://edusparkusa.neolms.com/teacher_scorm_assignment/show/42090498)

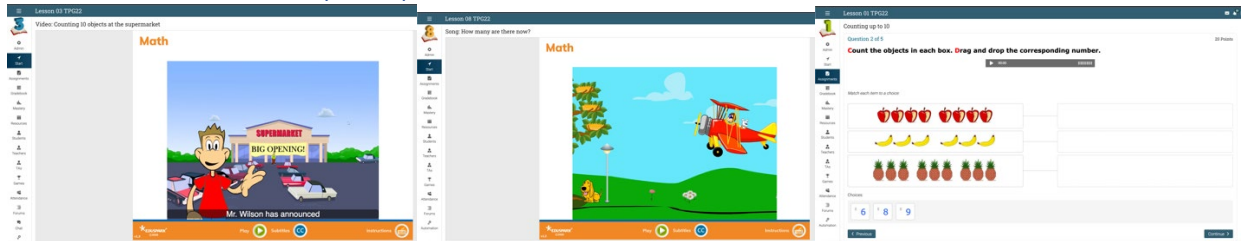
Lesson 08 Math / Group up to 10 objects / Song: How many are there now?

[https://edusparkusa.neolms.com/teacher\\_scorm\\_assignment/show/42090655](https://edusparkusa.neolms.com/teacher_scorm_assignment/show/42090655)

Lesson 01 / Counting to 10 / Activity: Counting 10 objects - Click on Take quiz Question 1-5

[https://edusparkusa.neolms.com/teacher\\_quiz\\_assignment/show/42090447](https://edusparkusa.neolms.com/teacher_quiz_assignment/show/42090447)

## Screenshot of Currently Adopted Content



## Screenshot of Proposed Updated Content



## Update to Content Not Reviewed by SRP

### (SE)(Breakout(s)) and (Citation Type(s))

V (C)(7)(b), Narrative, Activity – Child begins to understand that numbers 0-10 can be decomposed in various ways to represent a quantity

**Description of the specific location and hyperlink to the exact location of the currently adopted**

**content.**

Identical material provided in the POST ADOPTION or UPADATE version but not reviewed by SRP

Lesson 06 Math/ Counting from 1 to 30 /Actividad: Counting up to 30 Page 1-6

[https://edusparkusa.neolms.com/teacher\\_quiz\\_assignment/show/42090597](https://edusparkusa.neolms.com/teacher_quiz_assignment/show/42090597)

Lesson 10 Math/ Counting up to 30 objects/Count the dots on the domino Take Quiz/ Questions 1-5

[https://edusparkusa.neolms.com/teacher\\_quiz\\_assignment/show/42090713](https://edusparkusa.neolms.com/teacher_quiz_assignment/show/42090713)

Lesson 12 Math/ Separating objects into equal groups/Activity: Separate objects in equal groups Page 2

[https://edusparkusa.neolms.com/teacher\\_quiz\\_assignment/show/42090754](https://edusparkusa.neolms.com/teacher_quiz_assignment/show/42090754)

**Description of the specific location and hyperlink to the exact location of the proposed updated**

**content.**

NEW CITATION Lesson 06 Math/ Counting from 1 to 30 /Actividad: Counting up to 30 Page 1-6

[https://edusparkusa.neolms.com/teacher\\_quiz\\_assignment/show/42090597](https://edusparkusa.neolms.com/teacher_quiz_assignment/show/42090597)

Lesson 10 Math/ Counting up to 30 objects/Count the dots on the domino Take Quiz/ Questions 1-5

[https://edusparkusa.neolms.com/teacher\\_quiz\\_assignment/show/42090713](https://edusparkusa.neolms.com/teacher_quiz_assignment/show/42090713)

Lesson 12 Math/ Separating objects into equal groups/Activity: Separate objects in equal groups Page 2

[https://edusparkusa.neolms.com/teacher\\_quiz\\_assignment/show/42090754](https://edusparkusa.neolms.com/teacher_quiz_assignment/show/42090754)

Screenshot of Currently Adopted Content



Screenshot of Proposed Updated Content



# Update to Content Not Reviewed by SRP

## (SE)(Breakout(s)) and (Citation Type(s))

V (C)(8)(a), Narrative, Activity – Child compares sets of objects up to 10 using comparative language (e.g., greater/more than, less/fewer than, equal to/same number of)

**Description of the specific location and hyperlink to the exact location of the currently adopted content.**

Identical material provided in the POST ADOPTION or UPADATE version but not reviewed by SRP  
Lesson 05 / Math /Counting to 20/ Video: Count and compare sets of objects

[https://edusparkusa.neolms.com/teacher\\_scorm\\_assignment/show/42090562](https://edusparkusa.neolms.com/teacher_scorm_assignment/show/42090562)

Lesson 16 / Math /Similar or Different?/ More than, less than, or equal / Take Quiz Questions 1-5

[https://edusparkusa.neolms.com/teacher\\_quiz\\_assignment/show/42090848](https://edusparkusa.neolms.com/teacher_quiz_assignment/show/42090848)

**Description of the specific location and hyperlink to the exact location of the proposed updated content.**

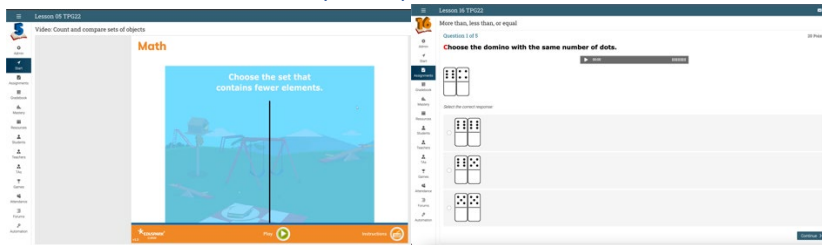
NEW CITATION Lesson 05 / Math /Counting to 20/ Video: Count and compare sets of objects

[https://edusparkusa.neolms.com/teacher\\_scorm\\_assignment/show/42090562](https://edusparkusa.neolms.com/teacher_scorm_assignment/show/42090562)

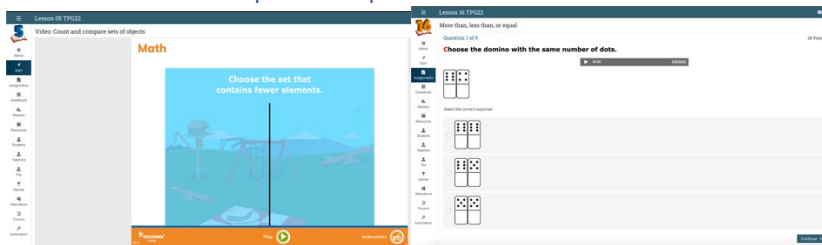
Lesson 16 / Math /Similar or Different?/ More than, less than, or equal / Take Quiz Questions 1-5

[https://edusparkusa.neolms.com/teacher\\_quiz\\_assignment/show/42090848](https://edusparkusa.neolms.com/teacher_quiz_assignment/show/42090848)

## Screenshot of Currently Adopted Content



## Screenshot of Proposed Updated Content





## Update to Content Not Reviewed by SRP

---

### **(SE)(Breakout(s)) and (Citation Type(s))**

V (B)(1)(a), Activity – Child uses objects, pictorial models, and/or a verbal word problem to represent adding up to 5 objects

**Description of the specific location and hyperlink to the exact location of the currently adopted content.**

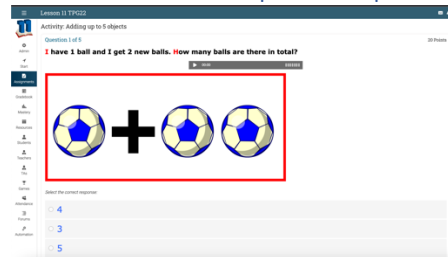
NO CHANGE if current adopted content addresses the TPG. New citations provided under proposed new content if needed.

**Description of the specific location and hyperlink to the exact location of the proposed updated content.**

NEW CITATION Lesson 11 /Adding up to 10 objects/Activity: Adding up to 5 objects -Take quiz Question 1-5 [https://edusparkusa.neolms.com/teacher\\_quiz\\_assignment/show/42090735](https://edusparkusa.neolms.com/teacher_quiz_assignment/show/42090735)

Screenshot of Currently Adopted Content

Screenshot of Proposed Updated Content



## Update to Content Not Reviewed by SRP

---

### (SE)(Breakout(s)) and (Citation Type(s))

V (C)(1)(a), Activity – Child names common 2D shapes

**Description of the specific location and hyperlink to the exact location of the currently adopted content.**

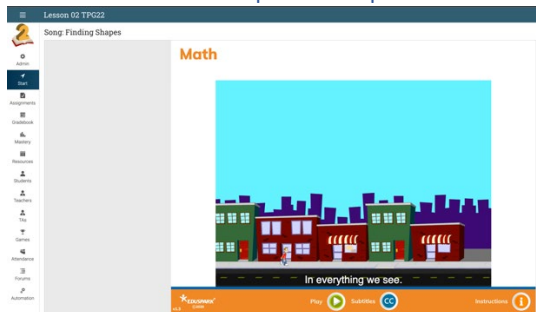
NO CHANGE if current adopted content addresses the TPG. New citations provided under proposed new content if needed.

**Description of the specific location and hyperlink to the exact location of the proposed updated content.**

NEW CITATION Lesson 2 /Finding Shapes Everywhere / Song: Finding Shapes - Click on Take activity  
[https://edusparkusa.neolms.com/teacher\\_scorm\\_assignment/show/42090472](https://edusparkusa.neolms.com/teacher_scorm_assignment/show/42090472)

Screenshot of Currently Adopted Content

Screenshot of Proposed Updated Content



## Update to Content Not Reviewed by SRP

---

### **(SE)(Breakout(s)) and (Citation Type(s))**

V (C)(1)(b), Narrative, Activity – Child describes common 2D shapes

#### **Description of the specific location and hyperlink to the exact location of the currently adopted content.**

Identical material provided in the POST ADOPTION or UPADATE version but not reviewed by SRP

Lesson 01 Properties of Matter / Activity: Exploring Materials, Page 2-4

[https://edusparkusa.neolms.com/teacher\\_lesson/show/4317231?lesson\\_id=20008739&section\\_id=78713262](https://edusparkusa.neolms.com/teacher_lesson/show/4317231?lesson_id=20008739&section_id=78713262)

Lesson 01 Back to School / Workbook : Back to School, Page 4-5, 7-9, 11-12

[https://edusparkusa.neolms.com/teacher\\_lesson/show/4317231?lesson\\_id=20008738&section\\_id=78713258](https://edusparkusa.neolms.com/teacher_lesson/show/4317231?lesson_id=20008738&section_id=78713258)

Lesson 02 Art and Fine-motor Skills / Project: Make Your Own Pizza Page 2-3

[https://edusparkusa.neolms.com/teacher\\_lesson/show/4317232?lesson\\_id=20008751&section\\_id=78713318](https://edusparkusa.neolms.com/teacher_lesson/show/4317232?lesson_id=20008751&section_id=78713318)

#### **Description of the specific location and hyperlink to the exact location of the proposed updated content.**

NEW CITATION Lesson 01 Properties of Matter / Activity: Exploring Materials, Page 2-4

[https://edusparkusa.neolms.com/teacher\\_lesson/show/4317231?lesson\\_id=20008739&section\\_id=78713262](https://edusparkusa.neolms.com/teacher_lesson/show/4317231?lesson_id=20008739&section_id=78713262)

Lesson 01 Back to School / Workbook : Back to School, Page 4-5, 7-9, 11-12



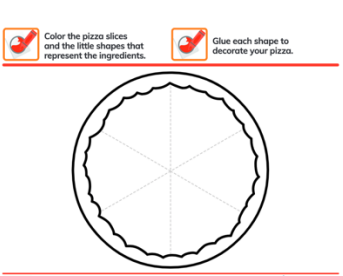
[https://edusparkusa.neolms.com/teacher\\_lesson/show/4317231?lesson\\_id=20008738&section\\_id=78713258](https://edusparkusa.neolms.com/teacher_lesson/show/4317231?lesson_id=20008738&section_id=78713258)

Lesson 02 Art and Fine-motor Skills / Project: Make Your Own Pizza Page 2-3



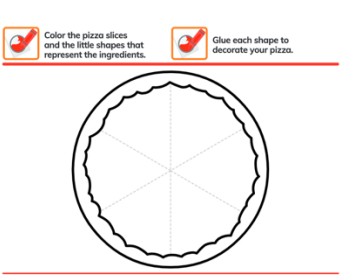
[https://edusparkusa.neolms.com/teacher\\_lesson/show/4317232?lesson\\_id=20008751&section\\_id=78713318](https://edusparkusa.neolms.com/teacher_lesson/show/4317232?lesson_id=20008751&section_id=78713318)

# Update to Content Not Reviewed by SRP

## Screenshot of Currently Adopted Content

 <p>Lesson 1 Exploring Materials</p>	 <p>Lesson 1 Back to School</p>	 <p>Lesson 2 Make Your Own Pizza</p>
---	--	---

## Screenshot of Proposed Updated Content

 <p>Lesson 1 Exploring Materials</p>	 <p>Lesson 1 Back to School</p>	 <p>Lesson 2 Make Your Own Pizza</p>
---	--	---

# Update to Content Not Reviewed by SRP

## (SE)(Breakout(s)) and (Citation Type(s))

V (C)(1)(c), Narrative, Activity – Child names at least 1 solid 3D shape

**Description of the specific location and hyperlink to the exact location of the currently adopted content.**

Identical material provided in the POST ADOPTION or UPADATE version but not reviewed by SRP

Lesson 17 Math Solid Bodies / Song: Geometric Bodies

[https://edusparkusa.neolms.com/teacher\\_scorm\\_assignment/show/42090874](https://edusparkusa.neolms.com/teacher_scorm_assignment/show/42090874)

Lesson 17 Math Solid Bodies / Activity: Solid Bodies Quiz Questions 1-5

[https://edusparkusa.neolms.com/teacher\\_quiz\\_assignment/show/42090876](https://edusparkusa.neolms.com/teacher_quiz_assignment/show/42090876)

Lesson 17 Math Solid Bodies / Song: Geometric Bodies

[https://edusparkusa.neolms.com/teacher\\_scorm\\_assignment/show/42090874](https://edusparkusa.neolms.com/teacher_scorm_assignment/show/42090874)

**Description of the specific location and hyperlink to the exact location of the proposed updated content.**

NEW CITATION Lesson 17 Math Solid Bodies / Song: Geometric Bodies

[https://edusparkusa.neolms.com/teacher\\_scorm\\_assignment/show/42090874](https://edusparkusa.neolms.com/teacher_scorm_assignment/show/42090874)

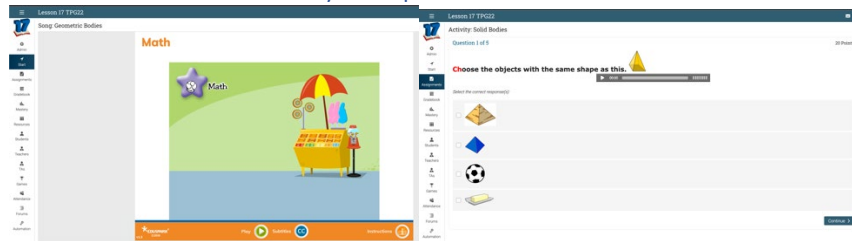
Lesson 17 Math Solid Bodies / Activity: Solid Bodies Quiz Questions 1-5

[https://edusparkusa.neolms.com/teacher\\_quiz\\_assignment/show/42090876](https://edusparkusa.neolms.com/teacher_quiz_assignment/show/42090876)

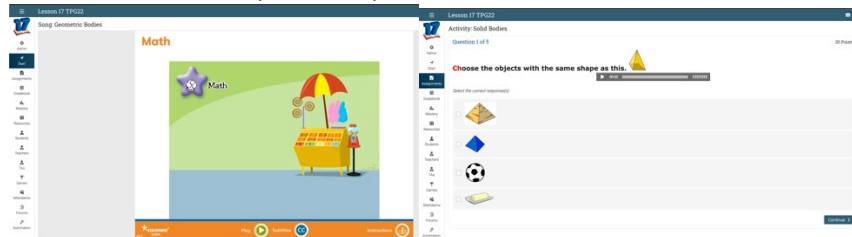
Lesson 17 Math Solid Bodies / Song: Geometric Bodies

[https://edusparkusa.neolms.com/teacher\\_scorm\\_assignment/show/42090874](https://edusparkusa.neolms.com/teacher_scorm_assignment/show/42090874)

## Screenshot of Currently Adopted Content



## Screenshot of Proposed Updated Content



# Update to Content Not Reviewed by SRP

## (SE)(Breakout(s)) and (Citation Type(s))

V (C)(3)(a), Activity – Child demonstrates use of position words

**Description of the specific location and hyperlink to the exact location of the currently adopted content.**

NO CHANGE if current adopted content addresses the TPG. New citations provided under proposed new content if needed.

**Description of the specific location and hyperlink to the exact location of the proposed updated content.**

NEW CITATION Lesson 11 Gusi, the Little Worm / Workbook Page 2-6

[https://edusparkusa.neolms.com/teacher\\_lesson/show/4317244?lesson\\_id=20008807&section\\_id=78713627](https://edusparkusa.neolms.com/teacher_lesson/show/4317244?lesson_id=20008807&section_id=78713627)

Screenshot of Currently Adopted Content

Screenshot of Proposed Updated Content

Listen and repeat the words. Trace the squares. Color the square with the same word and picture.

1 ahead in under ahead

2 behind around behind out

Ask the child to look at the picture. Show the child the position of objects. Ask the child to observe and to imitate the position. Ask the child to practice.

Lesson 11 Gusi, the Little Worm XKiddos Copyright © 2011 EDUSPARK All rights reserved.

## Update to Content Not Reviewed by SRP

### (SE)(Breakout(s)) and (Citation Type(s))

V (E)(1)(c), Activity, Narrative – Child uses language to describe how the groups are similar

**Description of the specific location and hyperlink to the exact location of the currently adopted content.**

NO CHANGE if current adopted content addresses the TPG. New citations provided under proposed new content if needed.

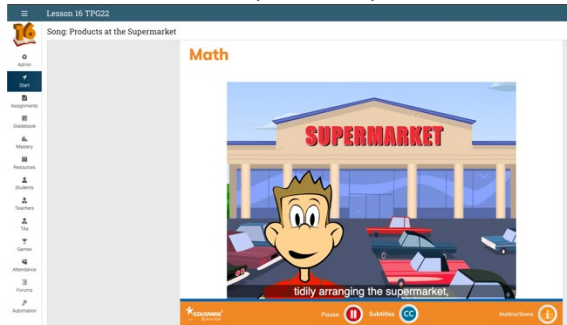
**Description of the specific location and hyperlink to the exact location of the proposed updated content.**

NEW CITATION Lesson 16 Math /Song: Products at the Supermarket Page 2-6

[https://edusparkusa.neolms.com/teacher\\_scorm\\_assignment/show/42090844](https://edusparkusa.neolms.com/teacher_scorm_assignment/show/42090844)

Screenshot of Currently Adopted Content

Screenshot of Proposed Updated Content



# Update to Content Not Reviewed by SRP

## (SE)(Breakout(s)) and (Citation Type(s))

V (E)(1)(d), Narrative – Child uses language to describe how the groups are different

**Description of the specific location and hyperlink to the exact location of the currently adopted content.**

NO CHANGE if current adopted content addresses the TPG. New citations provided under proposed new content if needed.

**Description of the specific location and hyperlink to the exact location of the proposed updated content.**

NEW CITATION Lesson 1 /Properties of matter /Activity: Exploring Natural Objects Page 2-6

[https://edusparkusa.neolms.com/teacher\\_lesson/show/4317231?lesson\\_id=20008739&section\\_id=78713263](https://edusparkusa.neolms.com/teacher_lesson/show/4317231?lesson_id=20008739&section_id=78713263)

Screenshot of Currently Adopted Content

Screenshot of Proposed Updated Content

The screenshot shows a lesson page with three columns of instructions and six images of natural objects. The instructions are:

- Wear a mask to cover your eyes. Explore objects by touching them.
- Describe the shape and texture of objects. Guess what it is. Remove the mask and confirm or adjust your prediction.
- Observe and describe the color of the object.

The images are:

- Grey stones
- White feather
- Green lime
- Green pine branch
- Yellow rose
- Red strawberry

At the bottom, there is a small house icon, a circled number 2, and the text: "Place objects or products of natural origin on a table (fruit, vegetables, feathers, stones, flowers, leaves, sand, dirt). Offer the child a sensory experience by asking them to explore an object by touch. Ask when describing the texture to use words like soft, hard, rough, smooth, or sticky." The page is titled "Lesson 1 Exploring Natural Objects" and includes the "eduspark Kids" logo and copyright information: "Copyright © 2021 EDUSPARK. All rights reserved."



# Update to Content Not Reviewed by SRP

## (SE)(Breakout(s)) and (Citation Type(s))

V (E)(3)(b), Narrative, Activity - Child duplicates patterns

### Description of the specific location and hyperlink to the exact location of the currently adopted content.

New Content

### Description of the specific location and hyperlink to the exact location of the proposed updated content.

Lesson 13 / Patters / Activity: Patters New Content Page 2-3

[https://edusparkusa.neolms.com/teacher\\_lesson/show/4320382?lesson\\_id=20028573&section\\_id=79049027](https://edusparkusa.neolms.com/teacher_lesson/show/4320382?lesson_id=20028573&section_id=79049027)

### Screenshot of Currently Adopted Content

New Content

### Screenshot of Proposed Updated Content

Observe the colors of the worm.

Color worm No. 2 following the same color pattern as the first worm.

1

2

1

2

Lesson 13 Patterns

Kiddos

Copyright © 2011 EDUSPARK. All rights reserved.

# Update to Content Not Reviewed by SRP

## (SE)(Breakout(s)) and (Citation Type(s))

VI (B)(2)(c), Narrative, Activity – Child discusses the life cycles of organisms

### Description of the specific location and hyperlink to the exact location of the currently adopted content.

Identical material provided in the POST ADOPTION or UPADATE version but not reviewed by SRP  
Lesson 09 / Art and Fine-motor skills / Workbook: L9 Fine Motor Skills and Prewriting Page 1-3

[https://edusparkusa.neolms.com/teacher\\_lesson/show/4317242?lesson\\_id=20008800&section\\_id=78713585](https://edusparkusa.neolms.com/teacher_lesson/show/4317242?lesson_id=20008800&section_id=78713585)

### Description of the specific location and hyperlink to the exact location of the proposed updated content.


NEW CITATION Lesson 09 / Art and Fine-motor skills / Workbook: L9 Fine Motor Skills and Prewriting  
Page 1-3

[https://edusparkusa.neolms.com/teacher\\_lesson/show/4317242?lesson\\_id=20008800&section\\_id=78713585](https://edusparkusa.neolms.com/teacher_lesson/show/4317242?lesson_id=20008800&section_id=78713585)

## Screenshot of Currently Adopted Content



## Screenshot of Proposed Updated Content



## Update to Content Not Reviewed by SRP

### (SE)(Breakout(s)) and (Citation Type(s))

VII (A)(3)(c), Activity - Child connects [his] life to routines

#### Description of the specific location and hyperlink to the exact location of the currently adopted content.

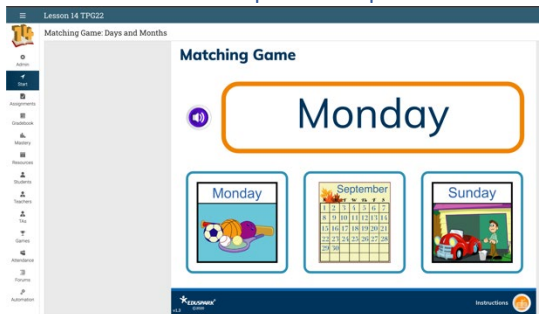
NO CHANGE if current adopted content addresses the TPG. New citations provided under proposed new content if needed.

#### Description of the specific location and hyperlink to the exact location of the proposed updated content.

NEW CITATION Lesson 14 Days and Months / Matching Game: Days and Months -Take activity  
[https://edusparkusa.neolms.com/teacher\\_scorm\\_assignment/show/42090787](https://edusparkusa.neolms.com/teacher_scorm_assignment/show/42090787)

Screenshot of Currently Adopted Content

Screenshot of Proposed Updated Content



## Update to Content Not Reviewed by SRP

### (SE)(Breakout(s)) and (Citation Type(s))

VII (C)(1)(a), Narrative, Activity - Child identifies common geographic features

#### Description of the specific location and hyperlink to the exact location of the currently adopted content.

NO CHANGE if current adopted content addresses the TPG. New citations provided under proposed new content if needed.

#### Description of the specific location and hyperlink to the exact location of the proposed updated content.

NEW CITATION Lesson 10 Wonders of Nature / Video: Wonders of Nature -Take activity

[https://edusparkusa.neolms.com/teacher\\_scorm\\_assignment/show/42090696](https://edusparkusa.neolms.com/teacher_scorm_assignment/show/42090696)

Lesson 10 Wonders of Nature / Workbook: Wonders of Nature Page 1-6

[https://edusparkusa.neolms.com/teacher\\_lesson/show/4317243?lesson\\_id=20008801&section\\_id=78713592](https://edusparkusa.neolms.com/teacher_lesson/show/4317243?lesson_id=20008801&section_id=78713592)

Screenshot of Currently Adopted Content

Screenshot of Proposed Updated Content

The image displays two screenshots of educational content. The left screenshot shows a video player interface for 'Lesson 10 Wonders of Nature'. The video content features a cartoon character named Sparkid, a volcano, and a forest. The text on the screen reads: 'Sparkid: Today we will travel around and see the many wonders of nature.' The right screenshot shows a worksheet titled 'Lesson 10 Wonders of Nature'. It includes a 'Name: --' field, a picture of a boy in a red car driving on a path through a landscape with mountains and trees, and instructions for a writing activity: 'Write your name and observe the images.' The worksheet also includes a small icon of a house and the text: 'Ask the child to look at the picture. Ask the child to say what he/she sees. Ask questions as the child says respond using complete sentences of four or more words.' The bottom right corner of the worksheet features the 'Lesson 10 Wonders of Nature' logo and the 'iX Kids' logo.

## Update to Content Not Reviewed by SRP

### (SE)(Breakout(s)) and (Citation Type(s))

X (A)(2)(b), Narrative, Activity – Child uses a variety of digital tools that enhance learning

**Description of the specific location and hyperlink to the exact location of the currently adopted content.**

Identical material provided in the POST ADOPTION or UPADATE version but not reviewed by SRP  
Lesson 8 The Zoo/ Video: The Zoo

[https://edusparkusa.neolms.com/teacher\\_scorm\\_assignment/show/42090641](https://edusparkusa.neolms.com/teacher_scorm_assignment/show/42090641)

Lesson 8 The Zoo/ Memory Game: The Zoo

[https://edusparkusa.neolms.com/teacher\\_scorm\\_assignment/show/42090642](https://edusparkusa.neolms.com/teacher_scorm_assignment/show/42090642)

**Description of the specific location and hyperlink to the exact location of the proposed updated content.**

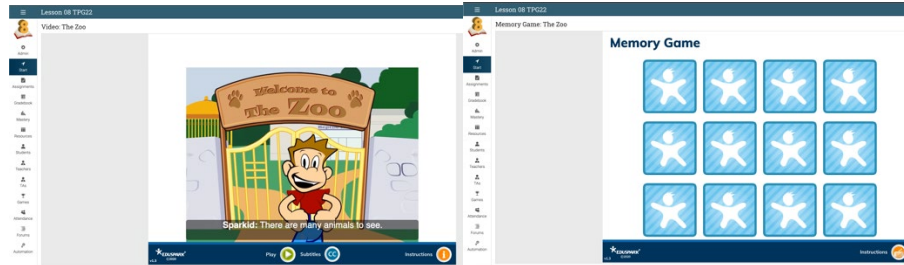
NEW CITATION Lesson 8 The Zoo/ Video: The Zoo

[https://edusparkusa.neolms.com/teacher\\_scorm\\_assignment/show/42090641](https://edusparkusa.neolms.com/teacher_scorm_assignment/show/42090641)

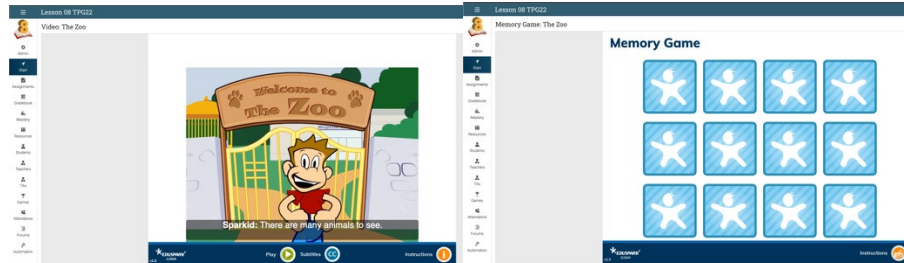
Lesson 8 The Zoo/ Memory Game: The Zoo

[https://edusparkusa.neolms.com/teacher\\_scorm\\_assignment/show/42090642](https://edusparkusa.neolms.com/teacher_scorm_assignment/show/42090642)

### Screenshot of Currently Adopted Content



### Screenshot of Proposed Updated Content



## Update to Content Not Reviewed by SRP

---

### (SE)(Breakout(s)) and (Citation Type(s))

X (A)(2)(c), Narrative, Activity – Child names a variety of digital tools that support learning

X (A)(2)(d), Narrative, Activity – Child names a variety of digital tools that enhance learning

### Description of the specific location and hyperlink to the exact location of the currently adopted content.

Identical material provided in the POST ADOPTION or UPADATE version but not reviewed by SRP  
New Citation

### Description of the specific location and hyperlink to the exact location of the proposed updated content.

Teacher Resources/ Technology Resources/ Name of Digital Tools

pdf [https://edusparkusa.neolms.com/teacher\\_lesson/show/4333400?lesson\\_id=20098581&section\\_id=79199887](https://edusparkusa.neolms.com/teacher_lesson/show/4333400?lesson_id=20098581&section_id=79199887)

### Screenshot of Currently Adopted Content

Herramientas  
tecnológicas para  
el aprendizaje

Name of digital  
tools for learning

Kiddos



### Screenshot of Proposed Updated Content

Herramientas  
tecnológicas para  
el aprendizaje

Name of digital  
tools for learning

Kiddos



## Update to Content Not Reviewed by SRP

**Signature:** By entering your name below, you are signing this document electronically. You agree that your electronic signature is the equivalent of your manual signature.

9/22/2023

X



---

Laura Machuca

CEO

Signed by: 61cc67b9-f0f1-443c-8d05-ff6a2b16fe59

**Date Submitted: 9/22/2023**

## Update to Content Not Reviewed by SRP

### Request to Update Content Not Reviewed and Approved by the State Review Panel

Proposed changes shall be made available for public review on Texas Education Agency's website for a minimum of seven calendar days prior to approval.

Proclamation Year: 2021

Publisher: EDUSPARK

Subject Area/Course: PreKindergarten

### Adopted Program Information

Title: EDUSPARK PreK System

ISBN: 9781948617024

Enter the identical Program Title of your identical product that will contain the identical updates.

Identical Program Title:

Identical Program ISBN:

### Adopted Component Information

Title: EDUSPARK PreK Platform - English

ISBN: 9781948617536

Enter the identical Program Title of your identical product that will contain the identical updates.

Identical Component Title: EDUSPARK Kiddos Workbook

Identical Component ISBN: 9781948617093

### Publisher's overall rationale for this update

Enter the primary reason for the update request.

To address rejections about TPG 2022.

### Publisher's overall description of the change

Enter an overall description of the change(s).

Adding new content as new pages or new content to address the TPG 2022.

### Access Information

Enter access information below to the adopted version of the instructional materials and the proposed new content.

Currently Adopted Content URL: <https://edusparkusa.neolms.com/>

Currently Adopted Content Username: TPG22eng

Currently Adopted Content Password: eduspark

Proposed Updated Content URL: <https://edusparkusa.neolms.com/>

Proposed Updated Content Username: TPG22new

Proposed Updated Content Password: Revision



## Update to Content Not Reviewed by SRP

### Update comparison:

Each change in the component on this form should be documented in the update comparison below. You must submit a separate request form for **each component**, not each change. (Note: Repeat this section as often as needed by copying and pasting the entire area from the divided line above the **Description of the specific location and hyperlinking to the exact location of the currently adopted content** to the dividing line below the *Screenshot of Proposed New Content*.)

### (SE)(Breakout(s)) and (Citation Type(s))

I (C)(5)(a), Narrative, Activity- Child initiates problem-solving strategies when experiencing conflicts with others

I (C)(5)(b), Narrative, Activity- Child seeks adult help when necessary [when experiencing conflicts with others]

### Description of the specific location and hyperlink to the exact location of the currently adopted content.

New content

### Description of the specific location and hyperlink to the exact location of the proposed updated content.

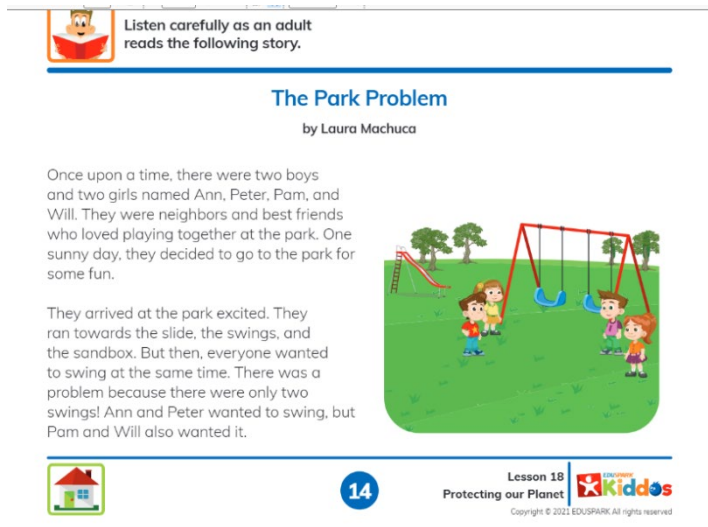
Workbook: Protecting our Planet, pages 14-17

[https://edusparkusa.neolms.com/teacher\\_lesson/show/4320382?lesson\\_id=20028573&section\\_id=81774436](https://edusparkusa.neolms.com/teacher_lesson/show/4320382?lesson_id=20028573&section_id=81774436)

### Screenshot of Currently Adopted Content

New Content

### Screenshot of Proposed Updated Content



Listen carefully as an adult reads the following story.

### The Park Problem

by Laura Machuca

Once upon a time, there were two boys and two girls named Ann, Peter, Pam, and Will. They were neighbors and best friends who loved playing together at the park. One sunny day, they decided to go to the park for some fun.

They arrived at the park excited. They ran towards the slide, the swings, and the sandbox. But then, everyone wanted to swing at the same time. There was a problem because there were only two swings! Ann and Peter wanted to swing, but Pam and Will also wanted it.

14 Lesson 18 Protecting our Planet eduspark KIDDOs  
Copyright © 2021 EDUSPARK. All rights reserved.

# Update to Content Not Reviewed by SRP

## (SE)(Breakout(s)) and (Citation Type(s))

I (A)(4)(a), Narrative, Activity- Child shows initiative in trying new activities

IV (C)(1)(b), Narrative, Activity- Child describes common 2D shapes.

IV (C)(2)(a), Narrative, Activity- Child creates shapes using materials and/or manipulatives.

### Description of the specific location and hyperlink to the exact location of the currently adopted content.

New content

### Description of the specific location and hyperlink to the exact location of the proposed updated content.

Activity: Two Dimensional Shapes, pages 2-5 IV (C)(1)(b), pages 6-8 IV (C)(2)(a) and I (A)(4)(a).

[https://edusparkusa.neolms.com/teacher\\_lesson/show/4320382?lesson\\_id=20028573&section\\_id=81774107](https://edusparkusa.neolms.com/teacher_lesson/show/4320382?lesson_id=20028573&section_id=81774107)

Screenshot of Currently Adopted Content

New Content

Screenshot of Proposed Updated Content

Draw a line to connect each shape with its name.

square  
2D shape with four equal sides.

circle  
2D shape with no sides. It looks like a coin.

rectangle  
2D shape with four sides... but it's not a square.

triangle  
2D shape with three sides.

Lesson 2  
Common 2D Shapes  
Kiddos  
Copyright © 2021 EDUSPARK. All rights reserved.

2

Observe the picture.

Create your own shapes using colored cardboard.

Lesson 2  
Common 2D Shapes  
Kiddos  
Copyright © 2021 EDUSPARK. All rights reserved.

6

# Update to Content Not Reviewed by SRP

## (SE)(Breakout(s)) and (Citation Type(s))

IV (A)(7)(b), Narrative, Activity- Child begins to understand that numbers 0-10 can be decomposed in various ways to represent a quantity.

### Description of the specific location and hyperlink to the exact location of the currently adopted content.

New content

### Description of the specific location and hyperlink to the exact location of the proposed updated content.


Activity: Decomposing numbers up to 10, pages 2-5.

[https://edusparkusa.neolms.com/teacher\\_lesson/show/4320382?lesson\\_id=20028573&section\\_id=81798487](https://edusparkusa.neolms.com/teacher_lesson/show/4320382?lesson_id=20028573&section_id=81798487)


Screenshot of Currently Adopted Content

New Content

Screenshot of Proposed Updated Content






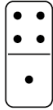


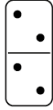


Count the dots on each domino tile.




Draw a line to connect the domino tiles that have the same number of dots as the ladybugs.


---


---



Show the child that a quantity can be represented in different ways, for example: 3 and 2 dots represent the quantity of 5, but also 4 dots and 1 dot represent the quantity of 5.



Lesson 8



Decomposing numbers up to 10

Copyright © 2021 EDUSPARK All rights reserved

# Update to Content Not Reviewed by SRP

## (SE)(Breakout(s)) and (Citation Type(s))

IV (A)(7)(a), Narrative, Activity- El niño empieza a entender que los números del 0 al 10 se pueden componer de diversas maneras para representar una cantidad

### Description of the specific location and hyperlink to the exact location of the currently adopted content.

New content to get the dual language for the Spanish New Content provided to answer rejections.

### Description of the specific location and hyperlink to the exact location of the proposed updated content.

**Activity: Composing numbers up to 10 New Content**, pages 2-5.

[https://edusparkusa.neolms.com/teacher\\_lesson/show/4320382?lesson\\_id=20028573&section\\_id=81798486](https://edusparkusa.neolms.com/teacher_lesson/show/4320382?lesson_id=20028573&section_id=81798486)

Screenshot of Currently Adopted Content

New Content

Screenshot of Proposed Updated Content

Count and write the number of circles each worm has.

Observe that you can combine different numbers to represent a quantity.

$7 + 2 = \square$

$4 + 3 = \square$

$5 + 5 = \square$

Lesson 7  
Composing numbers up to 10  
Kiddos  
Copyright © 2021 EDUSPARK. All rights reserved.

# Update to Content Not Reviewed by SRP

## (SE)(Breakout(s)) and (Citation Type(s))

II (D)(4)(a), Narrative, Activity- Child makes inferences about a text.

### Description of the specific location and hyperlink to the exact location of the currently adopted content.

New content

### Description of the specific location and hyperlink to the exact location of the proposed updated content.

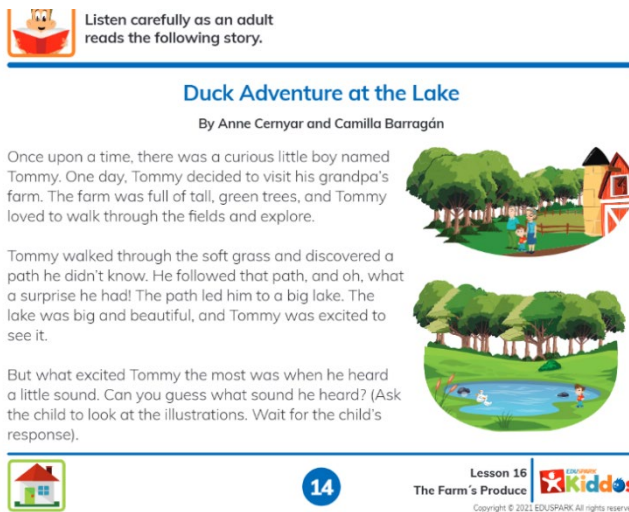
**Workbook : The Farm's Produce**, pages 14-18.

[https://edusparkusa.neolms.com/teacher\\_lesson/show/4320382?lesson\\_id=20028573&section\\_id=81578940](https://edusparkusa.neolms.com/teacher_lesson/show/4320382?lesson_id=20028573&section_id=81578940)

Screenshot of Currently Adopted Content

New Content

Screenshot of Proposed Updated Content



The screenshot shows a lesson page with a cartoon character icon and the text: "Listen carefully as an adult reads the following story." Below this is the title "Duck Adventure at the Lake" by Anne Cernyar and Camilla Barragán. The text describes a boy named Tommy visiting his grandpa's farm, walking through fields, and discovering a path that leads to a big lake. There are two illustrations: one of a farm with a barn and trees, and another of a lake with ducks and a boy. At the bottom, there is a house icon, the page number "14", and the lesson title "Lesson 16 The Farm's Produce" with the "Eduspark Kiddos" logo and copyright information.

## Update to Content Not Reviewed by SRP

**Signature:** By entering your name below, you are signing this document electronically. You agree that your electronic signature is the equivalent of your manual signature.

 Recoverable Signature

X 

---

Signed by: Laura Machuca / CEO

**Date Submitted: 11/8/2023**

## Update to Content Not Reviewed by SRP

### Request to Update Content Not Reviewed and Accepted by the State Review Panel (SRP)

Proposed changes shall be made available for public review on Texas Education Agency's website for a minimum of seven calendar days prior to approval.

Indicate if the changes in the content were reviewed and accepted by the SRP to determine coverage of the Texas Essential Knowledge and Skills (TEKS), English Language Proficiency Standards (ELPS), or Texas Prekindergarten Guidelines (TPG) by selecting a box below. (**Note:** All request to update editions that do not change content reviewed and accepted by the SRP must be entered on the *Update to Content Not Reviewed by SRP* document.)

TEKS       ELPS       TPG       TEKS and ELPS

Proclamation Year: 2021

Publisher: EDUSPARK

Subject Area/Course: Prekindergarten

#### Adopted Program Information:

Title: Sistema EDUSPARK PreK

ISBN: 9781948617161

Enter the identical Program Title of your identical product that will contain the identical updates.

Identical Program Title:

Identical Program ISBN:

#### Adopted Component Information

Title: EDUSPARK Kiddos / Español (Plataforma)

ISBN: 9781948617239

Enter the identical component title of your identical product that will contain the identical updates.

Identical Component Title: EDUSPARK Kiddos Cuaderno de Trabajo

Identical Component ISBN: 9781948617376

#### Publisher's overall rationale for this update

Enter the primary reason for the update request.

To address new TPG2022 that were rejected.

#### Publisher's overall description of the change

Enter an overall description of the change(s).

Add new content as new project, new pages, or small changes on instructions to address TPGs 2022 that were rejected.

## Update to Content Not Reviewed by SRP

### Access Information

Enter access information below to the adopted version of the instructional materials and the proposed new content.

Currently Adopted Content URL: <https://edusparkusa.neolms.com/>

Currently Adopted Content Username: TPG22esp

Currently Adopted Content Password: eduspark

Proposed Updated Content URL: <https://edusparkusa.neolms.com/>

Proposed Updated Content Username: TPG22nuevo

Proposed Updated Content Password: Revision

### Update comparison:

Each change in the component on this form should be documented in the update comparison below.

You must submit a separate request for **each component**, not each change. (**Note:** Repeat this section as often as needed by copying and pasting the entire area from the (SE)(Breakout(s)) and (Citation Type(s)) to the dividing line for each change.)

---



## Update to Content Not Reviewed by SRP

### (SE)(Breakout(s)) and (Citation Type(s))

II (D)(3)(a), Narrative, Activity- El niño comprende (destreza receptiva) de manera coherente el vocabulario nuevo adquirido a través de libros.

III (D)(4a), Narrative, Activity- El niño hace inferencias sobre un texto

**Description of the specific location and hyperlink to the exact location of currently adopted content**  
NEW CONTENT

**Description of the specific location and hyperlink to the exact location of the proposed new content**  
Lección 16 Los productos de la granja /Cuaderno de Trabajo Lección 16: Los productos de la granja, paginas 14-18.

[https://edusparkusa.neolms.com/teacher\\_lessons/list/4317227](https://edusparkusa.neolms.com/teacher_lessons/list/4317227)

[Cuaderno de Trabajo: Los productos de la granja - Nuevo Contenido en Revisión - Nuevo Contenido en Revisión - \(neolms.com\)](#)

Screenshot of Currently Adopted Content

New Content

Screenshot of Proposed New Content

Escucha con atención la lectura que un adulto hará del siguiente cuento.

### La Aventura de los Patos en el Lago

Autoras: Anne Cernyar y Camilla Barragán

Había una vez un niño curioso que se llamaba Tomás. Un día, Tomás decidió visitar la granja de su abuelo. La granja estaba llena de árboles altos y verdes. A Tomás le encantaba caminar por el campo y explorar.



Tomás caminó por el suave pasto y descubrió un camino que no conocía. Siguió ese camino, y ¡oh, qué sorpresa se llevó! El camino lo llevó a un gran lago. El lago era grande y hermoso, y Tomás estaba emocionado de verlo.



Pero lo que más emocionó a Tomás fue cuando escuchó un pequeño sonido. ¿Puedes adivinar qué sonido escuchó? (Pide al niño que observe las ilustraciones. Espera a que el niño responda).

14 Lección 16 Los productos de la granja Eduspark Kiddos

Copyright © 2021 EDUSPARK. All rights reserved

# Update to Content Not Reviewed by SRP

## (SE)(Breakout(s)) and (Citation Type(s))

IV (C) (1)(b), Narrative, Activity- El niño describe formas bidimensionales comunes

IV (C) (2)(a), Narrative, Activity- El niño crea formas usando materiales y/u objetos manipulables

IV (C) (4)(b), Activity - El niño reconoce formas comunes, independientemente de su orientación tamaño

## Description of the specific location and hyperlink to the exact location of currently adopted content New content


## Description of the specific location and hyperlink to the exact location of the proposed new content


Actividad: Figuras de dos dimensiones, pag 1-5 IV (C) (1)(b) y pag 6-8 IV (C) (2)(a), pag 3-5 IV (C) (4)(b), [https://edusparkusa.neolms.com/teacher\\_lesson/show/4320383?lesson\\_id=20028569&section\\_id=81621792](https://edusparkusa.neolms.com/teacher_lesson/show/4320383?lesson_id=20028569&section_id=81621792)




## Screenshot of Currently Adopted Content



### New content

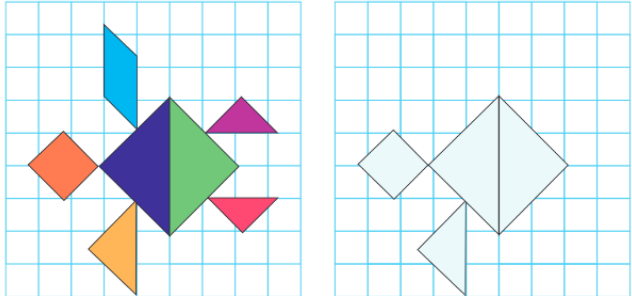
## Screenshot of Proposed New Content




 **Lección 2**  
Figuras de dos dimensiones





  **Lección 2** 




 **Observa la imagen.**  **Construye tus propias figuras usando cartón de colores.**



 **Ayudar al niño a construir figuras recortando cartón de colores. Se puede facilitar la actividad usando las figuras de la página 6.**  **Lección 2**  
**Figuras de dos dimensiones**   
Copyright © 2021, EDUSPARK All rights reserved.

 **Colorea las figuras que tengan 4 lados.**



 **Pequeño texto de ayuda: Pide al niño contar los lados de cada figura y escribir dentro de cada uno el número de lados que tiene. Pide al niño recortar cada figura dibujando su nombre y el número de lados en un línea.**  **Lección 2**  
**Figuras de dos dimensiones** 

# Update to Content Not Reviewed by SRP

## (SE)(Breakout(s)) and (Citation Type(s))

IV (C) (3)(a), Activity- El niño demuestra el uso de palabras de posición

**Description of the specific location and hyperlink to the exact location of currently adopted content**  
Nuevo contenido

**Description of the specific location and hyperlink to the exact location of the proposed new content**  
Actividad: Posición y movimiento de los objetos, pag 5-8

Screenshot of Currently Adopted Content

Screenshot of Proposed New Content



Observa la posición de los objetos. El vaso está sobre la mesa.



Discute y describe en dónde se ubican los siguientes objetos:



Con ayuda de un adulto en tu familia, investiga y describe dónde se ubica tu casa y tu escuela.



Pide al niño observar objetos en su entorno y usar palabras para describir la posición del objeto (sobre, debajo, arriba, abajo, al lado, entre, en frente, cerca, lejos, dentro etc.). Investigar y discutir la posición de objetos comunes para el niño, por ejemplo: Los colores están dentro de la mochila. El fútbol está en frente de la escuela.

5

Lección 4 Posición y movimiento de los objetos



Copyright © 2021 EDUSPARK All rights reserved

# Update to Content Not Reviewed by SRP

## (SE)(Breakout(s)) and (Citation Type(s))

IV (A) (7)(a) Narrative, Activity- El niño empieza a entender que los números del 0 al 10 se pueden componer de diversas maneras para representar una cantidad

### Description of the specific location and hyperlink to the exact location of currently adopted content

Nuevo Contenido

### Description of the specific location and hyperlink to the exact location of the proposed new content


Actividad: Juntar números para representar una cantidad, pag 2-5


[https://edusparkusa.neolms.com/teacher\\_lesson/show/4320383?lesson\\_id=20028569&section\\_id=81797735](https://edusparkusa.neolms.com/teacher_lesson/show/4320383?lesson_id=20028569&section_id=81797735)

### Screenshot of Currently Adopted Content


Nuevo contenido


### Screenshot of Proposed New Content


 Cuenta y escribe la cantidad de círculos que tiene cada gusano.

 Observa que se pueden combinar diferentes números para representar una cantidad.




---

  $7 + 2 = \square$

  $4 + 3 = \square$

  $5 + 5 = \square$

---

  Lección 7  
Juntar números para representar una cantidad   
Copyright © 2021 EDUSPARK All rights reserved

# Update to Content Not Reviewed by SRP

## (SE)(Breakout(s)) and (Citation Type(s))

IV (A) (7)(b) Narrative, Activity- E El niño empieza a entender que los números del 0 al 10 se pueden descomponer de diversas maneras para representar una cantidad

**Description of the specific location and hyperlink to the exact location of currently adopted content**  
Nuevo contenido


**Description of the specific location and hyperlink to the exact location of the proposed new content**


Actividad: Descomponer números hasta el 10, pag 2-5

[https://edusparkusa.neolms.com/teacher\\_lesson/show/4320383?lesson\\_id=20028569&section\\_id=81797833](https://edusparkusa.neolms.com/teacher_lesson/show/4320383?lesson_id=20028569&section_id=81797833)




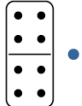

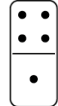
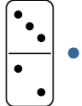


Screenshot of Currently Adopted Content

Screenshot of Proposed New Content


 Cuenta los puntos de cada ficha de dominó.


 Une con una línea las fichas que tengan la misma cantidad de puntos que tienen las catarinas.

---


		
		
		

---

 Mostrar al niño que una cantidad se puede representar de diferentes maneras, por ejemplo: 3 y 2 puntos representan la cantidad de 5, pero también 4 puntos y 1 punto representan la cantidad de 5.



Lección 8  
Descomponer números hasta el 10

  
Copyright © 2021 EDUSPARK. All rights reserved.

## Update to Content Not Reviewed by SRP

### (SE)(Breakout(s)) and (Citation Type(s))

I (C)(5)(a), Narrative, Activity- Child initiates problem-solving strategies when experiencing conflicts with others

I (C)(5)(b), Narrative, Activity- Child seeks adult help when necessary [when experiencing conflicts with others]

### Description of the specific location and hyperlink to the exact location of currently adopted content

New content to get the dual language for the Spanish New Content provided to answer rejections.

### Description of the specific location and hyperlink to the exact location of the proposed new content

Cuaderno de Trabajo: Cuidando el planeta, pag 14-17

[https://edusparkusa.neolms.com/teacher\\_lesson/show/4320383?lesson\\_id=20028569&section\\_id=81774255](https://edusparkusa.neolms.com/teacher_lesson/show/4320383?lesson_id=20028569&section_id=81774255)

Screenshot of Currently Adopted Content

Screenshot of Proposed New Content



Escucha con atención la lectura que un adulto hará del siguiente cuento.

### El problema en el parque

Autora: Laura Machuca

Había una vez dos niños y dos niñas que se llamaban Ana, Pedro, Pamela y Memo. Todos eran vecinos y grandes amigos. Les encantaba jugar juntos en el parque. Un día soleado, decidieron ir al parque para pasar un tiempo divertido.

Llegaron al parque emocionados. Corrieron hacia el tobogán, los columpios y el arenero. Pero luego, todos quisieron columpiarse en el mismo columpio al mismo tiempo. ¡Hubo un problema porque solo había dos columpios! Ana y Pedro querían columpiarse, pero Pamela y Memo también lo deseaban.



14

Lección 18  
Cuidando el planeta



Copyright © 2021 EDUSPARK All rights reserved

## Update to Content Not Reviewed by SRP

---

**Signature:** By entering your name below, you are signing this document electronically. You agree that your electronic signature is the equivalent of your manual signature.

 Recoverable Signature

X 

---

Signed by: Laura Machuca / CEO

**Date Submitted: 11/8/2023**