

STAAR Alternate 2 Assessments

Program Overview

Refer to the table in the [General Information](#) section that includes the assessments available for STAAR Alternate 2.

STAAR Alternate 2

STAAR Alternate 2 is an alternate assessment based on alternate academic achievement standards. STAAR Alternate 2 is designed for students with significant cognitive disabilities served by special education who meet the participation requirements. Students who meet the participation criteria for STAAR Alternate 2 are required to be assessed in each enrolled grade or subject in which STAAR is administered. STAAR Alternate 2 is not a requirement for graduation. Therefore, it is not considered an exit level assessment, and there are no retest opportunities.

The assessment consists of scripted questions aligned to the grade-level Texas Essential Knowledge and Skills (TEKS) curriculum through prerequisite skills. The test administrator scores each question using scoring instructions and submits results through an online system.

Assessment Scores

The following gives a brief description of the scores provided on the STAAR Alternate 2 assessment. For more detailed technical information about assessment scores, refer to the [Technical Digest](#), available on TEA's Student Assessment Division website.

Raw Score

The raw score is the number of items answered correctly or the number of points received on an assessment. By itself, the raw score has limited utility; it can be interpreted only in reference to the total number of items on a subject area assessment and should not be compared across administrations. The raw score is reported by overall assessment and by reporting category.

Scale Score

The scale score is also used for the STAAR Alternate 2 assessment. The scale score allows a comparison of scores by adjusting for variations in the difficulty of the forms used in different administrations. The scale score can be used to determine whether a student achieved satisfactory performance or accomplished performance, to compare one student to another taking the same grade and subject area assessment, and to compare cohorts of students taking the same grade and subject area assessment in different years. However, the STAAR Alternate 2 scale score cannot be used to evaluate a student's progress across grades or subject areas.

Performance Standards

The following gives a brief description of the performance standards used on the STAAR Alternate 2 assessments. For more detailed technical information on performance standards, refer to the [Technical Digest](#), available on TEA's Student Assessment Division website. In addition, grade- or course-specific descriptions of student achievement can be found in the [STAAR Alternate 2 Performance Level Descriptors](#).

Level III: Accomplished Academic Performance

Performance in this category indicates that students are well prepared for the next grade or course with instructional supports for accessing the curriculum through prerequisite skills. Students demonstrate a strong understanding of the knowledge and skills that are linked to content measured at the grade or course assessed. Students exhibit the ability to use higher-level thinking and more complex skills, which includes making inferences, comparisons, and solving multi-step problems. With support, students in this category have a high likelihood of showing progress in the next grade or course.

Level II: Satisfactory Academic Performance

Performance in this category indicates that students are sufficiently prepared for the next grade or course with instructional supports for accessing the curriculum through prerequisite skills. Students demonstrate sufficient understanding of the knowledge and skills that are linked to content measured at the grade or course assessed. Students exhibit the ability to determine relationships, integrate multiple pieces of information, extend details, identify concepts, and match concepts that are similar. With continued support, students in this category have a reasonable likelihood of showing progress in the next grade or course.

Level I: Developing Academic Performance

Performance in this category indicates that students require additional instructional supports for accessing the curriculum through prerequisite skills. Students are able to acknowledge some concepts, but they demonstrate a minimal or inconsistent understanding of the knowledge and skills that are linked to content measured in this grade or course. Even with continued support, students in this category are in need of significant intervention to show progress in the next grade or course.

Appropriate Score Uses

The STAAR Alternate 2 assessment results have several uses, both for individual students and for comparing the performance of groups. A more detailed explanation of appropriate score uses can be found in the [Technical Digest](#), available on TEA's Student Assessment Division website.

Individual Students

The STAAR Alternate 2 scale score indicates whether a student has achieved satisfactory performance and how far the student's achievement is above or below the satisfactory performance level.

Groups of Students

Assessment scores can be used to compare the performance of different demographic or program groups. All STAAR Alternate 2 scores can be analyzed within the same grade and subject area of any single administration to determine which demographic or program group had the highest average scale score, the lowest percentage achieving satisfactory performance, the highest percentage achieving accomplished performance, etc.

In addition, all assessment scores can be compared to regional and statewide performance within the same grade and subject area for any administration.

Cautions for Score Use

Several cautions must be kept in mind when analyzing the STAAR Alternate 2 assessment results. More detailed technical information describing cautions for score use is provided in the [Technical Digest](#), available on TEA's Student Assessment Division website.

Scale Scores

Scale scores allow for a comparison of assessment scores, within a grade and subject, across administrations. The scale score cannot be used to compare progress across grades and subjects.

Program Evaluation

Standardized assessments are a valuable tool for evaluating programs. However, any assessment can furnish only one part of the picture. The STAAR Alternate 2 assessments are not able to identify, let alone measure, every factor that contributes to the success or failure of a program. Assessment results can be most helpful if considered as one component of an evaluation system.

Report Formats

Standard and additional copies of printed reports are provided for the STAAR Alternate 2 assessments. Standard reports are provided automatically to districts. Additional copies of printed reports are also available to districts for a fee. A district must submit a request through the STAAR Alternate 2 Assessment Management System to receive additional copies of printed reports.

The summary reports present assessment results in an aggregated format. All other reports contain confidential student-level results. More information about the confidentiality of students' assessment results is contained in the [General Information](#) section.

Note that the sample reports included in this guide are for illustration only. They are provided to show the basic layout of the reports and the information they provide. Some information might not correspond to real values.

Resources

Refer to the [General Information](#) section of this guide for additional STAAR Alternate 2 information and resources.

Standard Reports

Information contained in the standard reports is sufficient to satisfy mandatory reporting requirements (refer to the [General Information](#) section). The following section of the guide describes the STAAR Alternate 2 standard reports that districts receive.

STAAR Alternate 2 Report Card (Confidential)	4.6
Confidential Student Label	4.12
Confidential Campus Roster	4.14
Summary Report	4.17
Confidential Student Item Analysis Report	4.20
Item Analysis Summary Report	4.24
Individual Student Data File (Confidential)	4.26

STAAR Alternate 2 Report Card (Confidential)

Examples shown: [Grade 8](#) and [End-of-Course](#)

A separate **STAAR Alternate 2 Report Card (SRC)** is provided for each student for whom a STAAR Alternate 2 online record was submitted. Information from this report is useful when reporting assessment results to parents. Results are shown for each grade and subject area assessed.

A. Identification Information

The top of both pages of the SRC contains identification information, both for the student (name, identification number, etc.) and the school (class group, district, etc.). For confidentiality, the student identification number (PEIMS) is indicated by five asterisks followed by the last four digits of the ID number. The grade and the report date are also indicated.

B. Performance Levels

Performance levels are listed with abbreviated descriptions. Refer to the [Performance Standards](#) for complete descriptions.

C. Performance at a Glance

Each subject assessed is listed in this section with the performance level achieved. Refer to the Performance Standards for additional information about these standards.

D. Date of Testing

The date of the assessment is listed.

E. Scale Score

The scale score corresponding to the raw score shows the student's performance on the assessment. The scale score lets you compare the student's score with the Satisfactory and Accomplished performance levels. Refer to [Assessment Scores](#) in the Program Overview for additional information about the scale scores. The raw score conversion tables for the STAAR Alternate 2 administration can be found on [TEA's Student Assessment Division website](#).

Test Results

In place of a scale score, a variety of report comments might appear, indicating the student's performance status or scoring information. Possible messages are listed below. Changes in policy might result in different messages.

- **NOT TESTED - MEDICAL EXCEPTION**

The student is unable to participate in the assessment on the basis of the student's medical condition.

- **NOT TESTED - NO AUTHENTIC ACADEMIC RESPONSE**

The student is unable to participate in the assessment on the basis of the student's disability, resulting in the inability to make an authentic response.

- **NO INFORMATION AVAILABLE**

No information is available for this subject.

- **NOT SCORED**

The student's record was coded "O" for reasons such as illness during testing or test administration irregularities.

- **NOT TESTED - ABSENT**

The student was absent during the assessment.

F. Reporting Categories Listed by Subject Area

Reporting categories are listed in abbreviated form. The complete wording of each reporting category for every assessment is found on [TEA's Student Assessment Division website](#).

G. Points Achieved

This shows the number of points achieved out of the total points possible in each reporting category. The bottom of these columns shows the total points achieved (the raw score) followed by the points possible on the assessment.

H. Scale Score Graph

The graph of the scale score shows a visual representation of how far the student's achievement is above or below the performance levels. The arrow shows where the student actually performed on the assessment. The scores needed to achieve Satisfactory Performance and Accomplished Performance are also marked.

I. Student Portal Information

This provides the web address and unique access code for parents and students to access information from the Report Card online.

J. Document Number and Process Number

The document number found in the bottom-right corner of the report is a unique number per administration that is assigned to the student's record by the testing contractor. Refer to this number if questions arise about the student's results. The process number found in the bottom-right corner of the report is a unique number, per administration, that is assigned to the report by the testing contractor.



Informed Parents. Better Schools.

State of Texas Assessments of Academic Readiness (STAAR) Alternate 2

YYYY STAAR Alternate 2 Report Card

FIRSTNAME M. LASTNAME

Grade: 8 -- A

Date of Birth: 01/01/04

Student ID: *****9999

Local Student ID: 9999999999

District: 999-999 DISTRICTNAMEXX

As a parent of four children myself, I know that no single test can tell me everything about my children. However, the STAAR Alternate 2 tests have been designed to provide useful information about how much our children have learned academically and how well prepared they are for what comes next. This report gives you information on how your child is performing on prerequisite skills aligned to your child's grade level and provides resources for you to help them learn even more.



Mike Morath

Mike Morath, Commissioner of Education

PERFORMANCE LEVELS

Level I: Developing

students require additional instructional supports

Level II: Satisfactory

students are sufficiently prepared for the next grade or course with instructional supports

Level III: Accomplished

students are well prepared for the next grade or course with instructional supports

Your Child's Performance at a Glance



Reading



Level III: Accomplished



Mathematics



Level II: Satisfactory



Social Studies



Level I: Developing



Science



Level III: Accomplished

Reading

Spring YYYY

Accomplished



		418
Developing (100-299)	Satisfactory (300-378)	Accomplished (379-486)

CATEGORY

POINTS ACHIEVED

1. Understanding/Analysis Across Genres	7 of 8
2. Understanding/Analysis of Literary Texts	15 of 16
3. Understanding/Analysis of Informational Texts	14 of 16
TOTAL	36 of 40

Mathematics

Spring YYYY

Satisfactory



	325	
Developing (100-299)	Satisfactory (300-364)	Accomplished (365-494)

CATEGORY

POINTS ACHIEVED

1. Numerical Representations and Relationships	4 of 8
2. Computations and Algebraic Relationships	4 of 8
3. Geometry and Measurement	6 of 8
4. Data Analysis and Personal Financial Literacy	8 of 16
TOTAL	22 of 40

Social Studies

Spring YYYY

Developing



	299	
Developing (101-299)	Satisfactory (300-371)	Accomplished (372-484)

CATEGORY

POINTS ACHIEVED

1. History	3 of 8
2. Geography and Culture	2 of 8
3. Government and Citizenship	8 of 16
4. Economics, Science, Technology, and Society	4 of 8
TOTAL	17 of 40

Science

Spring YYYY

Accomplished



Developing (129-299)	Satisfactory (300-381)	Accomplished (382-483)

CATEGORY

POINTS ACHIEVED

1. Matter and Energy	8 of 8
2. Force, Motion, and Energy	5 of 8
3. Earth and Space	6 of 8
4. Organisms and Environments	13 of 16
TOTAL	32 of 40

XXX999

Unique Access Code

To view your child's scores online and progress from last year, go to

www.TexasAssessment.com

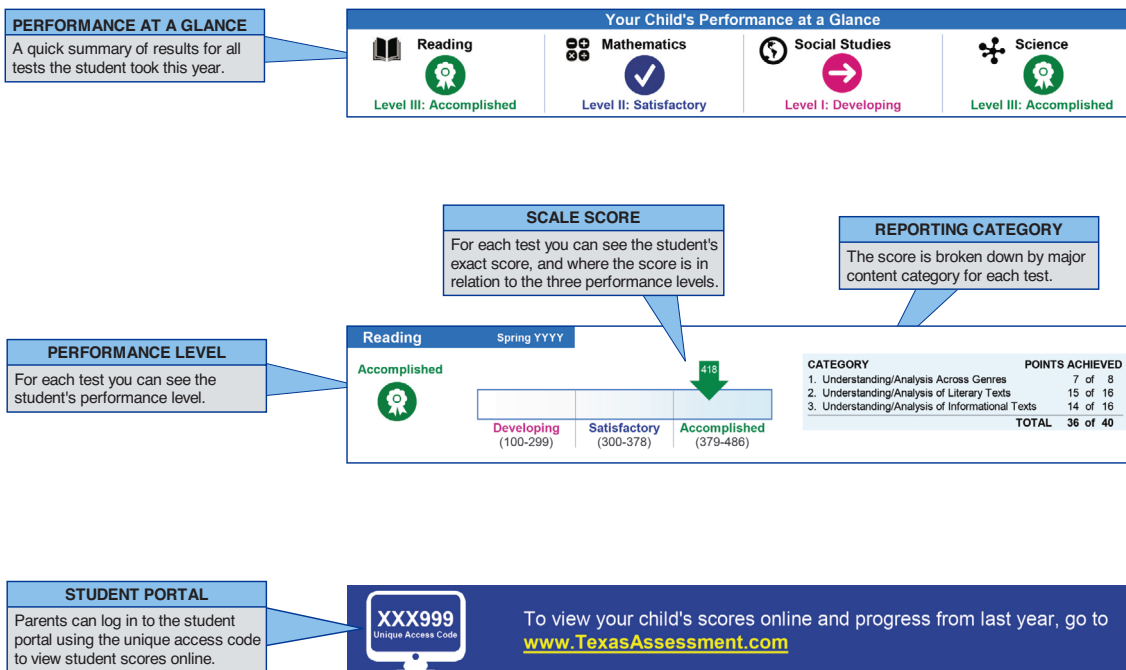
J

mmdyy-ZZZZZZZ-CCDDDDcc-SSSSSS

Understanding the STAAR Alternate 2 Report Card

Your child took STAAR Alternate 2 in Spring 2019. Students respond to questions asked by a trained test administrator in a one-on-one setting. Test questions are based on prerequisite skills linked to the Texas Essential Knowledge and Skills (TEKS), the statewide curriculum. The content and skills tested on each STAAR Alternate 2 assessment are grouped together into content categories.

The generic report images below provide details about what information is provided in the STAAR Alternate 2 Report Card.



Parent Resources

Online family resources for parent/guardians of students accessing the TEKS through pre-requisite skills
For more information visit: <https://tea.texas.gov/special-ed/parents/>

For more information about STAAR Alternate 2, contact your child's school.



To view your child's scores online and progress from last year, go to [www.TexasAssessment.com](https://tea.texas.gov/special-ed/parents/)



Informed Parents. Better Schools.

State of Texas Assessments of Academic Readiness (STAAR) Alternate 2

YYYY STAAR Alternate 2 Report Card

FIRSTNAME M. LASTNAME

Grade: 11

Date of Birth: 01/01/04

Student ID: *****9999

Local Student ID: 9999999999

District: 999-999 DISTRICTNAMEXX

As a parent of four children myself, I know that no single test can tell me everything about my children. However, the STAAR Alternate 2 tests have been designed to provide useful information about how much our children have learned academically and how well prepared they are for what comes next. This report gives you information on how your child is performing on prerequisite skills aligned to your child's grade level and provides resources for you to help them learn even more.



Mike Morath

Mike Morath, Commissioner of Education

Level I: Developing

students require additional instructional supports

PERFORMANCE LEVELS

Level II: Satisfactory

students are sufficiently prepared for the next grade or course with instructional supports

Level III: Accomplished

students are well prepared for the next grade or course with instructional supports

Your Child's Performance at a Glance



Algebra I



Level II: Satisfactory



Biology



Level III: Accomplished



English I



Level I: Developing

Algebra I Spring YYYY

Satisfactory



Developing (100-299)	Satisfactory (300-360)	Accomplished (361-501)

CATEGORY	POINTS ACHIEVED
1. Functional Relationships	6 of 8
2. Describing and Graphing Linear Relationships	5 of 8
3. Writing and Solving Linear Relationships	7 of 8
4. Linear Equations and Inequalities	6 of 8
5. Quadratic and Other Nonlinear Functions	5 of 8
TOTAL	29 of 40

Biology Spring YYYY

Accomplished



Developing (123-299)	Satisfactory (300-382)	Accomplished (383-471)

CATEGORY	POINTS ACHIEVED
1. Cell Structure and Function	7 of 8
2. Mechanics of Genetics	5 of 8
3. Biological Evolutions and Classification	6 of 8
4. Biological Processes and Systems	7 of 8
5. Interdependence within Environmental Systems	7 of 8
TOTAL	32 of 40

English I Spring YYYY

Developing



Developing (100-299)	Satisfactory (300-366)	Accomplished (367-506)

CATEGORY	POINTS ACHIEVED
1. Understanding/Analysis Across Genres	4 of 8
2. Understanding/Analysis of Literary Texts	3 of 8
3. Understanding/Analysis of Informational Texts	5 of 8
5. Revision	3 of 8
6. Editing	4 of 8
TOTAL	19 of 40



XXX999

Unique Access Code

To view your child's scores online and progress from last year, go to

www.TexasAssessment.com

Understanding the STAAR Alternate 2 Report Card







Your child took STAAR Alternate 2 in Spring 2019. Students respond to questions asked by a trained test administrator in a one-on-one setting. Test questions are based on prerequisite skills linked to the Texas Essential Knowledge and Skills (TEKS), the statewide curriculum. The content and skills tested on each STAAR Alternate 2 assessment are grouped together into content categories.

The generic report images below provide details about what information is provided in the STAAR Alternate 2 Report Card.

PERFORMANCE AT A GLANCE

A quick summary of results for all tests the student took this year.

Your Child's Performance at a Glance

 Algebra I  Level II: Satisfactory	 Biology  Level III: Accomplished	 English I  Level I: Developing
--	---	---

PERFORMANCE LEVEL

For each test you can see the student's performance level.

SCALE SCORE


For each test you can see the student's exact score, and where the score is in relation to the three performance levels.

REPORTING CATEGORY

The score is broken down by major content category for each test.

Algebra I Spring YYYY

Satisfactory



Developing (100-299)	Satisfactory (300-360)	Accomplished (361-501)
-------------------------	---------------------------	---------------------------

CATEGORY	POINTS ACHIEVED
1. Functional Relationships	6 of 8
2. Properties and Attributes of Functions	5 of 8
3. Linear Functions	7 of 8
4. Linear Equations and Inequalities	6 of 8
5. Quadratic and Other Nonlinear Functions	5 of 8
TOTAL	29 of 40

STUDENT PORTAL

Parents can log in to the student portal using the unique access code to view student scores online.

XXX999
Unique Access Code

To view your child's scores online and progress from last year, go to [www.TexasAssessment.com](https://tea.texas.gov/special-ed/parents/)

Parent Resources

Online family resources for parent/guardians of students accessing the TEKS through pre-requisite skills

For more information visit: <https://tea.texas.gov/special-ed/parents/>

For more information about STAAR Alternate 2, contact your child's school.



XXX999
Unique Access Code



To view your child's scores online and progress from last year, go to [www.TexasAssessment.com](https://tea.texas.gov/special-ed/parents/)

Confidential Student Label

Example shown: [Grade 7](#)

An adhesive **Confidential Student Label** is provided for each examinee for whom a STAAR Alternate 2 online record was submitted. Assessment results are shown for each subject or course assessed, and these labels should be placed on the individual student's permanent record.

Available:

The STAAR Alternate 2 results are combined on one label per student.

A. Identification Information

Identification information shown at the top of the label includes the student name, student identification number (as used for PEIMS), birth date, district number and name, campus number and name, and grade.

B. Test Date

The test date is given for each subject area.

C. Scale Score

The scale score corresponding to the student's subject-area raw score is shown. Refer to [Assessment Scores](#) in the Program Overview for additional information about the STAAR scale scores. The raw score conversion tables for the STAAR Alternate 2 administration can be found on [TEA's Student Assessment Division website](#).

D. Satisfactory and Accomplished Academic Performance

The label indicates for each subject area whether the student achieved satisfactory (Level II) or accomplished (Level III) performance. Refer to [Performance Standards](#) in the Program Overview for additional information about these standards.

E. Test Information

For students for whom STAAR Alternate 2 online records were submitted, the following message will appear above the assessment results.

**** STAAR Alternate 2 ****

F. Test Results

In place of a scale score, a variety of report comments might appear in each subject area, indicating the student's performance status or scoring information.

Possible messages are listed below. Changes in policy might result in different messages.

- **ABSENT**

The student was absent during the assessment.

- **MEDICAL EXCEPTION**

The student was unable to participate in the assessment on the basis of the student's medical condition.

- **NO AUTHENTIC ACADEMIC RESPONSE**

The student was unable to participate in the assessment on the basis of the student's disability, resulting in the inability to make an authentic response.

- **NO INFORMATION AVAILABLE**

No information is available for this subject.

- **NOT SCORED**

The student's assessment was coded "O" for reasons such as illness during the assessment or administration irregularities.

STAAR ALTERNATE 2


CONFIDENTIAL

STUDENT: **LASTNAME FIRSTNAME I**

STUDENT-ID (PEIMS): **000000000**

DISTRICT: **000-000 EXAMPLE ISD**

CAMPUS: **000 EXAMPLE JH**



DOB: **99/99/99**

GRADE: **7**

**** STAAR Alternate 2 ****

Info	Test Date	Scale Score	Level II	Level III
Reading	Spr19	379	YES	YES
Mathematics	Spr19	265	YES	NO
Writing	Spr19	NOT SCORED		

Confidential Campus Roster

Example shown: [Biology](#)

The **Confidential Campus Roster** is available for each subject assessed at each campus and lists every student for whom a STAAR Alternate 2 online record was submitted. This report provides detailed student-level results for each subject assessed.

A. Identification Information

The top of the report contains identification information for the campus. The grade assessed, subject area, report date, and assessment date are also indicated.

B. Student Information

Students are identified by name and student identification number (as used for PEIMS).

C. Grade

The student's enrolled grade is indicated.

D. Scale Score

The scale score corresponding to the student's raw score is shown. Refer to [Assessment Scores](#) in the Program Overview for additional information about the scale scores. The raw score conversion tables for the STAAR Alternate 2 administration can be found on [TEA's Student Assessment Division website](#).

E. Performance Standards

■ Level II: Satisfactory

- If the student met Level II: Satisfactory, "YES" is shown.
- If the student did not meet Level II: Satisfactory, "NO" is shown.
- If the student was not assessed or no response was observed, "---" is shown.

■ Level III: Accomplished

- If the student met Level III: Accomplished, "YES" is shown.
- If the student did not meet Level III: Accomplished, "NO" is shown.
- If the student was not assessed or no response was observed, "---" is shown.

F. Results for Each Reporting Category

Reporting category titles appear in the column headings. The number of points possible in each reporting category is indicated below the reporting category titles.

Messages

In place of reporting category-level data, a variety of report messages might appear, indicating the student's performance status or scoring information.

Possible messages are listed below. Changes in policy might result in different messages.

- **NO INFORMATION AVAILABLE**

No information is available for this subject.

- **NOT SCORED**

The student's answer document was coded "O" for reasons such as illness during the assessment and administration irregularities.

- **NOT TESTED - ABSENT**

The student was absent during the assessment.

- **NOT TESTED - MEDICAL EXCEPTION**

The student was unable to participate in the assessment on the basis of the student's medical condition.

- **NOT TESTED - NO AUTHENTIC ACADEMIC RESPONSE**

The student was unable to participate in the assessment on the basis of the student's disability, resulting in the inability to make an authentic response.

G. Total Students Listed and Total Students Tested

Total Students Listed indicates the number of students included on the report. Total Students Tested indicates the number of students included on the report that were assessed.

H. Average Scale Score

On the final page of the report, this number represents the average scale score of the total number of students tested.

I. Performance Results

- Number on the final page of the report; this number represents the total number of "YES" results for the entire report.
- Percent on the final page of the report; this number represents the percentage of "YES" results for all students tested on the report.

J. Process Number

The process number found in the bottom-right corner of the report is a unique number, per administration, that is assigned to the report by the testing contractor. Refer to this number if questions arise about the report.

Summary Report

Example shown: [End-of-Course](#)

The **STAAR Alternate 2 Summary Report** is available for each STAAR Alternate 2 subject assessed at each campus or district and contains aggregate information about every student for whom a STAAR Alternate 2 online record was submitted.

A. **Identification Information**

The top of the report contains identification information for the campus or district. The grade or subject, date of testing, and the report date are also indicated.

B. **Number of Students Tested**

The number of students tested is provided for each subject area and demographic group. To maintain student confidentiality, no data are reported if fewer than five students were assessed.

C. **Administration Summary**

This section of the report lists the total number and percentage of records submitted for students assessed and students not assessed in all subjects.

D. **Passed**

The number and percentage of students who achieved satisfactory performance and/or achieved accomplished performance are displayed for each demographic group.

■ **Level II:**

Satisfactory Academic Performance indicates that students are sufficiently prepared for the next grade or course with instructional supports for accessing the curriculum through prerequisite skills. Students demonstrate sufficient understanding of the knowledge and skills that are linked to content measured at the grade or course assessed. Students exhibit the ability to determine relationships, integrate multiple pieces of information, extend details, identify concepts, and match concepts that are similar. With continued support, students in this category have a reasonable likelihood of showing progress in the next grade or course.

■ **Level III:**

Accomplished Academic Performance indicates that students are well prepared for the next grade or course with instructional supports for accessing the curriculum through prerequisite skills. Students demonstrate a strong understanding of the knowledge and skills that are linked to content measured at the grade or course assessed. Students exhibit the ability to use higher-level thinking and more complex skills, which includes making inferences, comparisons, and solving multi-step problems. With support, students in this category have a high likelihood of showing progress in the next grade or course.

E. **Did Not Pass**

The number and percentage of students who received unsatisfactory performance are displayed for each demographic group.

■ **Level I:**

Developing Academic Performance indicates that students are insufficiently prepared for the next grade or course and need additional instructional support for accessing the curriculum through prerequisite skills. Students are able to acknowledge concepts, but they demonstrate a minimal or inconsistent understanding of the knowledge and skills that are linked to content measured in this grade or course. Even with continued support, students in this category are in need of significant intervention to show progress in the next grade or course.

F. Process Number

The process number found in the bottom-right corner of the report is a unique number, per administration, that is assigned to the report by the testing contractor. Refer to this number if questions arise about the report.

Confidential Student Item Analysis Report

Example Shown: [Grade 4](#)

The **Confidential Student Item Analysis Report** is provided for each student for whom a STAAR Alternate 2 online record was submitted. Detailed student-level results are shown for each subject or course assessed. The information in this report might be useful to students, parents, and teachers for identifying item types students might find difficult and for exploring possible reasons incorrect answer choices were made.

A. Identification Information

Identification information shown at the top of the label includes the student name, birth date, student identification number (as used for PEIMS), local student ID, district number and name, campus number and name, report date, date of testing, and grade.

B. Test Results

This section gives the student's scale score and indicates whether the student achieved Level II: Satisfactory Academic Performance and Level III: Accomplished Academic Performance. Refer to [Assessment Scores](#) in the Program Overview for additional information about the STAAR Alternate 2 scale scores. The raw score conversion tables for all STAAR administrations can be found on [TEA's Student Assessment Division website](#). Refer to [Performance Standards](#) in the Program Overview for additional information about these standards.

C. Item Number

The item number corresponds to the item number of the 2019 released test for that grade and subject area.

D. Reporting Category

The number of the reporting category measured by each test item is listed. An abbreviated listing of reporting categories can be found on the STAAR Alternate 2 Report Card. The complete wording of each reporting category for every assessment is found on [TEA's Student Assessment Division website](#).


E. Student's Response

The student's score is shown for each test item. STAAR Alternate 2 test questions are scored according to the level of independence with which a student responds to an item as follows:

- If a student responds correctly to the first presentation of an item, the test administrator marks "A" on the scoring document, and the student receives a score point of 2. If the student does not respond or responds incorrectly, the item is presented again with allowable teacher assists.
- If the student responds correctly to the second presentation of the item, the test administrator marks "B" on the scoring document, and the student receives a score point of 1.
- If the student does not respond or responds incorrectly to the second presentation, the test administrator marks "C" on the scoring document, and the student receives a score point of 0.
- NR = No response submitted.

F. Document Number and Process Number

The document number found in the bottom left of the report is a unique number per administration that is assigned to the student's record by the testing contractor. Refer to this number if questions arise about the student's results. The process number found in the bottom-right corner of the report is a unique number, per administration, that is assigned to the report by the testing contractor.



STATE OF TEXAS ASSESSMENTS OF ACADEMIC READINESS ALTERNATE 2
Confidential Student Item Analysis Report
GRADE 4

A FIRSTNAME I. LASTNAME

Date of Birth: mm/dd/yy
Student ID (PEIMS): *****9999
Local Student ID: 999999999

District: 999-999 DISTRICT NAMEXX
Campus: 999 CAMPUS NAMEXXXX


Report Date: SEASON YEAR
Date of Testing: SEASON YEAR
Grade: 4

READING			MATHEMATICS			WRITING		
Scale Score: 999			Scale Score: 999					
Level II: Satisfactory Performance: YES			Level II: Satisfactory Performance: YES					
Level III: Accomplished Performance: NO			Level III: Accomplished Performance: NO					
Item	Reporting Category	Student's Response*	Item	Reporting Category	Student's Response*	Item	Reporting Category	Student's Response*
1.	3	C	1.	3	C	NO INFORMATION AVAILABLE		
2.	1	B	2.	1	B			
3.	3	A	3.	3	A			
4.	3	B	4.	3	B			
5.	3	C	5.	3	C			
6.	3	B	6.	3	B			
7.	1	A	7.	1	A			
8.	3	B	8.	3	B			
9.	3	B	9.	3	B			
10.	2	NR	10.	2	C			
11.	1	A	11.	1	A			
12.	2	C	12.	2	C			
13.	2	B	13.	2	B			
14.	2	B	14.	2	B			
15.	2	A	15.	2	A			
16.	2	A	16.	2	A			
17.	1	B	17.	1	B			
18.	2	A	18.	2	A			
19.	2	C	19.	2	C			
20.	2	B	20.	2	B			

* STAAR Alternate 2 test questions are scored according to the level of independence with which a student responds to an item as follows:
- If a student responds correctly to the first presentation of an item, the test administrator marks "A" on the scoring document, and the student receives a score point of 2. If the student does not respond or responds incorrectly, the item is presented again with allowable teacher assists.
- If the student responds correctly to the second presentation of the item, the test administrator marks "B" on the scoring document, and the student receives a score point of 1.
- If the student does not respond or responds incorrectly to the second presentation, the test administrator marks "C" on the scoring document, and the student receives a score point of 0.
NR = No response submitted.

Additional information about this student's performance and a listing of the reporting categories are found on the STAAR Alternate 2 Report Card.

Document # 9999-99999 F mmdyy-ZZZZZZZ-CCDDDDcc-SSSSSS



STATE OF TEXAS ASSESSMENTS OF ACADEMIC READINESS ALTERNATE 2
Confidential Student Item Analysis Report
ENGLISH I

FIRSTNAME I. LASTNAME

Date of Birth: mm/dd/yy
Student ID (PEIMS): *****9999
Local Student ID: 999999999

District: 999-999 DISTRICT NAMEXX
Campus: 999 CAMPUS NAMEXXXX

Report Date: SEASON YEAR
Date of Testing: SEASON YEAR
Grade: 99

ENGLISH I		
Scale Score: 999		
Level II: Satisfactory Performance: YES		
Level III: Accomplished Performance: NO		
Item	Reporting Category	Student's Response*
1.	3	C
2.	1	B
3.	3	A
4.	5	B
5.	3	C
6.	6	B
7.	1	A
8.	3	B
9.	3	B
10.	2	C
11.	1	A
12.	2	C
13.	2	B
14.	6	B
15.	2	A
16.	2	A
17.	1	B
18.	2	A
19.	6	C
20.	2	B

* STAAR Alternate 2 test questions are scored according to the level of independence with which a student responds to an item as follows:
- If a student responds correctly to the first presentation of an item, the test administrator marks "A" on the scoring document, and the student receives a score point of 2. If the student does not respond or responds incorrectly, the item is presented again with allowable teacher assists.
- If the student responds correctly to the second presentation of the item, the test administrator marks "B" on the scoring document, and the student receives a score point of 1.
- If the student does not respond or responds incorrectly to the second presentation, the test administrator marks "C" on the scoring document, and the student receives a score point of 0.
NR = No response submitted.

Additional information about this student's performance and a listing of the reporting categories are found on the STAAR Alternate 2 Report Card.

Document # 9999-99999

mmddyy-ZZZZZZZZ-CCDDDDcc-SSSSSS

Item Analysis Summary Report

Example Shown: [Grade 4](#)

This report shows the item number, the reporting category measured by the item, and the percentage of students selecting each response for that test item. This summary report is provided for all students. Districts might find it helpful to use the Item Analysis Summary Report in conjunction with the 2019 released STAAR Alternate 2 tests.

A. Identification Information

The top of the report contains identification information for the campus. The grade assessed, report date, and date of testing are also indicated. The program logo in the upper-left corner of the summary report indicates the program.

B. Number of Students Tested

The number of students assessed is provided.

C. Item Number

The item number corresponds to the item number on the test for that subject.

D. Reporting Category

The number of the reporting category measured by each test item is listed. An abbreviated listing of reporting categories can be found on the STAAR Alternate 2 Report Card. The complete wording of each reporting category for every assessment is found on [TEA's Student Assessment Division website](#).

E. Percent Responding

The percentage of students at each response is shown for each test item. To maintain student confidentiality, no data are reported if fewer than five students were assessed.

F. Percent Not Responding

The percentage of students who did not respond to this item is shown in the column with the double-asterisk heading. To maintain student confidentiality, no data are reported if fewer than five students were assessed.

G. Process Number

The process number found in the bottom-right corner of the report is a unique number, per administration, that is assigned to the report by the testing contractor. Refer to this number if questions arise about the report.



STATE OF TEXAS ASSESSMENTS OF ACADEMIC READINESS ALTERNATE 2
Item Analysis Summary Report
GRADE 4

District: 9999-9999 DISTRICT NAMEXX
Campus: 9999 CAMPUS NAMEXXXX

A

Report Date: SEASON YEAR
Date of Testing: SEASON YEAR

READING							MATHEMATICS							WRITING						
Number of Students Tested: 999999							Number of Students Tested: 999999							Number of Students Tested: 999999						
Item	Reporting Category	Percent at Each Response*				**	Item	Reporting Category	Percent at Each Response*				**	Item	Reporting Category	Percent at Each Response*				**
		A	B	C					A	B	C					A	B	C		
1.	9	999	999	999	999		1.	9	999	999	999	999		1.	9	No Data Reported for Fewer Than Five Students				
2.	9	999	999	999	999		2.	9	999	999	999	999		2.	9					
3.	9	999	999	999	999		3.	9	999	999	999	999		3.	9					
4.	9	999	999	999	999		4.	9	999	999	999	999		4.	9					
5.	9	999	999	999	999		5.	9	999	999	999	999		5.	9					
6.	9	999	999	999	999		6.	9	999	999	999	999		6.	9					
7.	9	999	999	999	999		7.	9	999	999	999	999		7.	9					
8.	9	999	999	999	999		8.	9	999	999	999	999		8.	9					
9.	9	999	999	999	999		9.	9	999	999	999	999		9.	9					
10.	9	999	999	999	999		10.	9	999	999	999	999		10.	9					
11.	9	999	999	999	999		11.	9	999	999	999	999		11.	9					
12.	9	999	999	999	999		12.	9	999	999	999	999		12.	9					
13.	9	999	999	999	999		13.	9	999	999	999	999		13.	9					
14.	9	999	999	999	999		14.	9	999	999	999	999		14.	9					
15.	9	999	999	999	999		15.	9	999	999	999	999		15.	9					
16.	9	999	999	999	999		16.	9	999	999	999	999		16.	9					
17.	9	999	999	999	999		17.	9	999	999	999	999		17.	9					
18.	9	999	999	999	999		18.	9	999	999	999	999		18.	9					
19.	9	999	999	999	999		19.	9	999	999	999	999		19.	9					
20.	9	999	999	999	999		20.	9	999	999	999	999		20.	9					

* STAAR Alternate 2 test questions are scored according to the level of independence with which a student responds to an item as follows:
- If a student responds correctly to the first presentation of an item, the test administrator marks "A" on the scoring document, and the student receives a score point of 2. If the student does not respond or responds incorrectly, the item is presented again with allowable teacher assists.
- If the student responds correctly to the second presentation of the item, the test administrator marks "B" on the scoring document, and the student receives a score point of 1.
- If the student does not respond or responds incorrectly to the second presentation, the test administrator marks "C" on the scoring document, and the student receives a score point of 0.
** = Percent of responses not submitted.

A listing of the reporting categories is found on the STAAR Alternate 2 Report Card.

G mmdyy-ZZZZZZZ-CCDDDD-SSSSSS

Individual Student Data File (Confidential)

The **Individual Student Data File** contains individual data records for each student for whom a STAAR Alternate 2 online record was submitted. The student record includes identification and demographic data as well as assessment scores. Reporting-category level data are also included. Results for STAAR Alternate 2 grades 3–8 and STAAR Alternate 2 End-of-Course are provided on separate files.

Additional Printed Copies of Reports

Additional printed copies for the following standard reports are available to districts for a fee. A district must submit a request through the Assessment Management System to receive the additional printed copies of reports. Refer to the “Standard Reports” section for examples of these reports.

- STAAR Alternate 2 Report Card (Confidential)
- Confidential Student Label