

Appendix F—Public and Confidential Reports

District and campus accountability information is presented online in several different reports, each of which is described below.

Public Reports

Accountability Report Card

This web-based overview of performance presents the following information for districts and campuses:

- Demographics
- Overall Accountability Rating and Score
- Domain Ratings and Scores
- Distinction Designations
- Financial Information (Districts only)

Domain Data Tables

For each domain, a district or campus must meet a specific target to demonstrate acceptable performance. These reports provide the disaggregated data used in the accountability system.

Distinction Designation Reports

Distinction Designation Summary Report

Campuses that receive an accountability rating of *Met Standard* and districts that receive a rating of *A*, *B*, *C*, or *D* are eligible for distinction designations. For each distinction designation, this report lists the indicators and shows the indicator score, campus quartile, the outcome (percentage of eligible indicators in the top quartile), and whether the distinction was earned.

Campus Comparison Group (available for campuses only)

This report lists 40 campuses that comprise the campus comparison group used in determining distinction designations. For each of the campuses, the report gives data on the criteria used to form campus comparison groups.

Distinction Designation Data Overview Report (available for campuses only)

This report gives further details about the performance of each campus in the comparison group on any specific indicator of the selected distinction designation. For more information on this report, see https://rptsvr1.tea.texas.gov/perfreport/account/2018/dddor_explanation.html.

See “Chapter 6—Distinction Designations” for further information.

Confidential Reports

The Texas Education Agency Secure Environment (TEASE) is an authentication portal through which authorized users access sensitive or confidential information. The Performance Reporting Department releases unmasked products and reports containing confidential information through the TEASE Accountability application.

Products Available through TEASE Accountability


The TEASE Accountability application contains products for districts produced by several divisions in the TEA Office of Academics. After logging into TEASE and selecting the Accountability application from the list of available applications, the main Accountability index screen appears, listing the products available from the site. This screen also contains recent announcements related to accountability.

The following accountability releases are planned for the 2018 cycle in chronological order. See “Chapter 11—Accountability Calendar” for specific dates.

- AEA campus registration process (data collection)
- Pairing application (data collection)
- Graduation and dropout data
 - Lists of students who are considered dropouts
 - District and campus dropout rates
 - Lists of students in the 4-, 5-, and 6-year longitudinal cohorts
 - District and campus 4-, 5-, and 6-year graduation rates
- Campus comparison groups
- Lists of students included in the College, Career and Military Readiness (CCMR), STAAR Performance, Academic Growth, and English Language Proficiency components
- Preview accountability data tables without ratings
- Accountability data tables with ratings and distinction designations
- List of Public Education Grant (PEG) schools
- Ratings appeal registration
- Appeals response letters
- Updated accountability data tables with ratings and distinction designations
- Updated preliminary longitudinal cohorts
- Texas Academic Performance Reports (TAPR)
- School Report Card (SRC)

The TEASE Accountability application is not an archive; it is intended to contain only the most recent products released. When a reporting cycle begins for a new year, the prior year’s final products are removed from the site. Districts are encouraged to save the products provided on this site to a secure, local location.

Sample Accountability Report Card (Overview page)

[en Español](#)

[← Back to Finder](#)

CAMPUS NAME

Grades K-5
937 Students Enrolled
Download Campus Report

OVERVIEW
PERFORMANCE ▾
PROFILE

CAMPUS OVERVIEW


HOW WELL IS THIS CAMPUS PERFORMING OVERALL?

MET STANDARD


89 out of 100

[Tell Me More](#)

A NEW WAY OF LOOKING AT ACADEMIC PERFORMANCE



Parents, advocates and community members are important partners in a school's success. This report is designed to give everyone, not just campus leaders, a better idea of how a school is performing. Just as a student's report card shows how he or she is doing in different classes, this report card tells us how a school is doing in different areas. It is designed to show the campus' strengths in addition to challenges that need to be addressed in order to make sure the needs of all students are being met. While this report may not tell the whole story of a certain campus, we can use the report to identify ways to help a school improve over time and reach its full potential.




STUDENT ACHIEVEMENT

MET STANDARD

92 out of 100

The Student Achievement domain tells us how much students know and are able to do at the end of the school year.

Learn More




SCHOOL PROGRESS

MET STANDARD

75 out of 100

The School Progress domain shows us how students on a campus are performing over time and compares that progress to similar schools.

Learn More



CLOSING THE GAPS

MET STANDARD

81 out of 100

The Closing the Gaps domain tells us how well different populations of students on a campus are performing.


Learn More

WHERE IS THIS CAMPUS DOING EXCEPTIONALLY WELL?

[Tell Me More](#)

- Academic Achievement in Reading
- Academic Achievement in Mathematics
- Academic Achievement in Science


- Top 25 Percent Student Progress
- Top 25 Percent Closing Performance Gaps
- Post-Secondary Readiness



Texas Education Agency
1701 N. Congress Avenue
Austin, Texas, 78701
(512) 403-9734

Powered by Google

Sample Accountability Report Card (Profile page)

[en Español](#)


< Back to Finder

CAMPUS NAME

Grades K-5
937 Students Enrolled
Download Campus Report

OVERVIEW
PERFORMANCE ▾
PROFILE

CAMPUS PROFILE



ADDRESS
Street Address
City, State, Zip

PHONE
000 0000

WEBSITE
[tea.texas.gov](#)

EMAIL
[Email Address \(Link\)](#)

PRINCIPAL
Principal Name

DISTRICT
[District Name \(Link\)](#)

2017-18 ENROLLMENT DETAILS


TOTAL STUDENT ENROLLMENT

937

STUDENT ENROLLMENT BY RACE/ETHNICITY

African American	2.8%
Asian	6.9%
Hispanic	17.5%
Native American	0.0%
Pacific Islander	0.1%
Two or More Races	6.3%
White	66.4%

STUDENT ENROLLMENT BY GENDER




Male	53.8%
Female	46.2%

STUDENT ENROLLMENT BY SUBGROUP

- 7.6% Economically Disadvantaged [Tell Me More](#)
- 7.3% English Language Learners [Tell Me More](#)
- 4.6% Students Receiving Special Education Services [Tell Me More](#)

2016-17 STAFF

NUMBER OF FULL TIME STAFF	NUMBER OF FULL TIME TEACHERS	AVERAGE TEACHER SALARY
3.6	59.7	\$49,322



Texas Education Agency
1701 N. Congress Avenue
Austin, Texas, 78701
(512) 403-9734

Powered by Google