

TELPAS
2015 Score Distributions and
Statistics by Content Area
and Grade

Glossary

This glossary provides definitions for the statistical terms that appear in the tables and graphs in this section ("TELPAS 2015 Score Distributions and Statistics by Content Area and Grade") of Appendix D. Definition of statistical terms and concepts in the other sections are given in chapter 3 or chapter 4.

Descriptive Statistics

Mean. The mean is a measure of central tendency. It is the average score for the assessment. It is computed by summing the scores of all students and dividing it by the total number of students (N).

Median. The median is another measure of central tendency. It is the score at the middle of the frequency distribution for the assessment. It is computed by finding the score at which there is the same number of scores above as there is below.

Mode. The mode is another measure of central tendency. It is the most frequently obtained score for the assessment. It is determined by computing the frequency distribution and finding the score point with the highest frequency (n -count).

Range. The range is a measure of statistical dispersion (variability or spread). It is the difference between the lowest and highest scores obtained by students on the assessment. It is computed by subtracting the lowest score from the highest score.

Interquartile Range. The interquartile range is another measure of statistical dispersion (variability or spread). It is the difference between the 1st and 3rd quartiles (or 25th and 75th percentiles) of the score distribution for the assessment. It is computed by subtracting the score at the 1st quartile (the point that splits the lowest 25% of the scores) from the score at the 3rd quartile (the point that splits the highest 25% of the scores).

Standard Deviation (SD). The standard deviation is another measure of statistical dispersion (variability or spread). It is an indicator of the degree of score variation around the mean. It is computed using the following formula.

$$SD = \sqrt{\frac{\sum_{i=1}^N (x_i - \bar{x})^2}{N - 1}}$$

where x_i is the score for student i , \bar{x} is the mean score and N is the total number of students that took the assessment.

Variance. The variance is another measure of statistical dispersion (variability or spread) around the mean. It is computed as the square of the standard deviation (SD).

Skewness. The skewness is an indicator of the shape of the score distribution. It measures the extent to which the score distribution "leans" to one side of the mean. A positive skewness indicates that the score distribution leans below the mean. A negative skewness indicates that the score distribution leans above the mean. A skewness of zero indicates that the score distribution is symmetric around the mean. It is computed using the following formula.

$$\text{Skewness} = \frac{N}{(N-1)(N-2)} \sum_{i=1}^N \left(\frac{x_i - \bar{x}}{s_x} \right)^3$$

where x_i is the score for student i , \bar{x} is the mean score, s_x is the standard deviation (SD) and N is the total number of students that took the assessment.

Kurtosis. The kurtosis is another indicator of the shape of the score distribution. It measures the "peakedness" of the score distribution. A positive kurtosis is referred to as *leptokurtic*, meaning that the distribution has a more acute peak around the mean and fatter tails. A negative kurtosis is called *platykurtic*, meaning the distribution has a lower, wider peak around the mean and thinner tails. It is computed using the following formula.

$$\text{Kurtosis} = \frac{N(N+1)}{(N-1)(N-2)(N-3)} \sum_{i=1}^N \left(\frac{x_i - \bar{x}}{s_x} \right)^4 - \frac{3(N-1)^2}{(N-2)(N-3)}$$

where x_i is the score for student i , \bar{x} is the mean score, s_x is the standard deviation (SD) and N is the total number of students that took the assessment.

Frequency Distributions

Frequency (FREQ). This is the number of students that obtained the particular score point on the assessment.

Cumulative Frequency (CUM FREQ). This is the number of students that obtained a score that is less than or equal to the particular score point on the assessment.

Percentage (PCT). This is the percentage of students that obtained the particular score point on the assessment. It is computed as: $\text{PCT} = \text{FREQ} \div N \times 100$.

Cumulative Percentage (CUM PCT). This is the percentage of students that obtained a score that is less than or equal to the particular score point on the assessment. It is computed as: $\text{CUM PCT} = \text{CUM FREQ} \div N \times 100$.

Scale Score Descriptive Statistics for 2015 TELPAS Assessments (Online only)

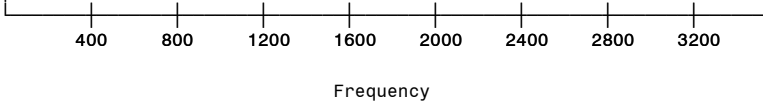
Subject	N	Mean	Median	Mode	Range	Interquartile		SD	Variance	Skewness	Kurtosis
						Range	Range				
GRADE 2 READING	111351	639.80	633	656	570	90	68.02	4627.10	0.5200	0.4578	
GRADE 3 READING	105587	692.52	692	759	582	100	73.14	5349.44	0.2909	0.1591	
GRADE 4 READING	93072	710.40	709	723	593	80	59.23	3508.26	0.1903	0.4015	
GRADE 5 READING	78246	732.74	733	775	593	84	64.20	4121.25	0.0784	0.3722	
GRADE 6 READING	61215	730.15	728	767	609	78	59.42	3531.29	0.2696	0.7817	
GRADE 7 READING	48587	733.23	732	756	609	80	63.29	4005.80	0.2593	0.5640	
GRADE 8 READING	42148	736.23	737	747	612	78	59.75	3569.72	0.0369	0.6064	
GRADE 9 READING	38827	726.91	728	757	612	96	67.64	4575.08	0.0776	0.3062	
GRADE 10 READING	25667	754.80	755	769	603	81	61.95	3837.51	0.1663	0.4853	
GRADE 11 READING	19082	765.54	765	789	603	81	60.00	3599.42	0.1334	0.4883	
GRADE 12 READING	14441	769.16	769	806	466	76	60.01	3600.81	0.1483	0.1530	

Scale Score Descriptive Statistics for 2015 TELPAS Assessments (Paper only)

Subject	N	Mean	Median	Mode	Interquartile		SD	Variance	Skewness	Kurtosis
					Range	Range				
GRADE 2 READING	27	630.85	640	777	299	120	91.22	8320.59	0.0607	-0.8564
GRADE 3 READING	37	669.03	660	574	443	151	98.78	9757.86	0.3412	-0.0218
GRADE 4 READING	29	732.14	736	878	295	79	84.56	7149.98	-0.0351	-0.3913
GRADE 5 READING	31	763.84	782	843	392	155	92.42	8541.47	-0.6047	-0.0434
GRADE 6 READING	13	747.15	736	759	127	38	40.69	1655.64	0.6197	-0.5719
GRADE 7 READING	14	693.57	702	702	154	69	46.26	2139.80	-0.7233	-0.2312
GRADE 8 READING	39	718.72	722	637	383	140	82.85	6863.42	-0.4300	0.2284
GRADE 9 READING	49	712.96	722	764	327	108	77.19	5957.66	-0.1878	-0.3279
GRADE 10 READING	18	768.33	763.5	703	303	65	66.16	4377.53	2.0378	6.5034
GRADE 11 READING	25	743.16	747	756	231	68	56.85	3232.47	0.2731	0.3388
GRADE 12 READING	23	739.96	733	788	232	98	67.33	4533.68	-0.1580	-1.0707

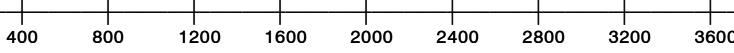
FREQUENCY DISTRIBUTION - SCALE SCORES
 TELPAS SPRING 2015
 READING - ONLINE ONLY
 GRADE 02

SCALE_SCORE		Freq	Cum. Freq	Percent	Cum. Percent
306		15	15	0.01	0.01
367		2	17	0.00	0.02
427		5	22	0.00	0.02
445		9	31	0.01	0.03
459	*	26	57	0.02	0.05
472	*	41	98	0.04	0.09
483	**	101	199	0.09	0.18
493	****	211	410	0.19	0.37
503	*****	365	775	0.33	0.70
512	*****	615	1390	0.55	1.25
520	*****	855	2245	0.77	2.02
527	*****	1275	3520	1.15	3.16
535	*****	1575	5095	1.41	4.58
542	*****	1931	7026	1.73	6.31
549	*****	2225	9251	2.00	8.31
555	*****	2545	11796	2.29	10.59
561	*****	2688	14484	2.41	13.01
567	*****	2926	17410	2.63	15.64
573	*****	2884	20294	2.59	18.23
579	*****	3044	23338	2.73	20.96
585	*****	3114	26452	2.80	23.76
590	*****	3073	29525	2.76	26.52
596	*****	3298	32823	2.96	29.48
601	*****	3207	36030	2.88	32.36
607	*****	3297	39327	2.96	35.32
612	*****	3341	42668	3.00	38.32
617	*****	3399	46067	3.05	41.37
623	*****	3491	49558	3.14	44.51
628	*****	3379	52937	3.03	47.54
633	*****	3458	56395	3.11	50.65
639	*****	3411	59806	3.06	53.71
644	*****	3520	63326	3.16	56.87
650	*****	3468	66794	3.11	59.99
656	*****	3521	70315	3.16	63.15
661	*****	3504	73819	3.15	66.29
667	*****	3472	77291	3.12	69.41
674	*****	3466	80757	3.11	72.52
680	*****	3469	84226	3.12	75.64
687	*****	3346	87572	3.00	78.65
695	*****	3187	90759	2.86	81.51
702	*****	3133	93892	2.81	84.32
711	*****	2950	96842	2.65	86.97
721	*****	2900	99742	2.60	89.57
732	*****	2676	102418	2.40	91.98
744	*****	2515	104933	2.26	94.24
760	*****	2213	107146	1.99	96.22
782	*****	1903	109049	1.71	97.93
817	*****	1451	110500	1.30	99.24
876	*****	851	111351	0.76	100.00



FREQUENCY DISTRIBUTION - SCALE SCORES
 TELPAS SPRING 2015
 READING - ONLINE ONLY
 GRADE 03

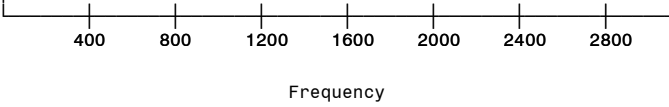
SCALE_SCORE		Freq	Cum. Freq	Percent	Cum. Percent
330		13	13	0.01	0.01
390		4	17	0.00	0.02
426		3	20	0.00	0.02
448		2	22	0.00	0.02
465		5	27	0.00	0.03
478		1	28	0.00	0.03
490		12	40	0.01	0.04
500		19	59	0.02	0.06
510	*	56	115	0.05	0.11
518	**	96	211	0.09	0.20
526	***	172	383	0.16	0.36
534	****	250	633	0.24	0.60
541	*****	403	1036	0.38	0.98
547	*****	502	1538	0.48	1.46
554	*****	639	2177	0.61	2.06
560	*****	747	2924	0.71	2.77
566	*****	914	3838	0.87	3.63
572	*****	1020	4858	0.97	4.60
577	*****	1107	5965	1.05	5.65
583	*****	1161	7126	1.10	6.75
588	*****	1227	8353	1.16	7.91
593	*****	1299	9652	1.23	9.14
598	*****	1342	10994	1.27	10.41
603	*****	1534	12528	1.45	11.87
608	*****	1620	14148	1.53	13.40
613	*****	1592	15740	1.51	14.91
618	*****	1801	17541	1.71	16.61
622	*****	1802	19343	1.71	18.32
627	*****	1921	21264	1.82	20.14
632	*****	1990	23254	1.88	22.02
636	*****	2050	25304	1.94	23.97
641	*****	2121	27425	2.01	25.97
645	*****	2132	29557	2.02	27.99
650	*****	2243	31800	2.12	30.12
654	*****	2293	34093	2.17	32.29
659	*****	2302	36395	2.18	34.47
663	*****	2402	38797	2.27	36.74
668	*****	2509	41306	2.38	39.12
673	*****	2613	43919	2.47	41.60
677	*****	2677	46596	2.54	44.13
682	*****	2671	49267	2.53	46.66
687	*****	2758	52025	2.61	49.27
692	*****	2886	54911	2.73	52.01
697	*****	3015	57926	2.86	54.86
703	*****	3194	61120	3.02	57.89
708	*****	3165	64285	3.00	60.88
714	*****	3410	67695	3.23	64.11
720	*****	3402	71097	3.22	67.33
727	*****	3429	74526	3.25	70.58
734	*****	3500	78026	3.31	73.90
741	*****	3738	81764	3.54	77.44
749	*****	3586	85350	3.40	80.83
759	*****	3740	89090	3.54	84.38
769	*****	3515	92605	3.33	87.70
782	*****	3352	95957	3.17	90.88
797	*****	3169	99126	3.00	93.88
818	*****	2818	101944	2.67	96.55
853	*****	2306	104250	2.18	98.73
912	*****	1337	105587	1.27	100.00



Frequency

FREQUENCY DISTRIBUTION - SCALE SCORES
 TELPAS SPRING 2015
 READING - ONLINE ONLY
 GRADE 04

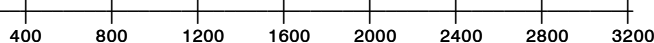
SCALE_SCORE		Freq	Cum. Freq	Percent	Cum. Percent
352		7	7	0.01	0.01
412		2	9	0.00	0.01
448		3	12	0.00	0.01
471		4	16	0.00	0.02
488		4	20	0.00	0.02
502		3	23	0.00	0.02
514		2	25	0.00	0.03
525		8	33	0.01	0.04
534		21	54	0.02	0.06
543	*	29	83	0.03	0.09
551	*	55	138	0.06	0.15
559	**	95	233	0.10	0.25
566	***	140	373	0.15	0.40
573	*****	228	601	0.24	0.65
580	*****	340	941	0.37	1.01
586	*****	403	1344	0.43	1.44
592	*****	525	1869	0.56	2.01
598	*****	659	2528	0.71	2.72
603	*****	790	3318	0.85	3.56
609	*****	826	4144	0.89	4.45
614	*****	938	5082	1.01	5.46
619	*****	1085	6167	1.17	6.63
624	*****	1082	7249	1.16	7.79
629	*****	1222	8471	1.31	9.10
634	*****	1293	9764	1.39	10.49
638	*****	1444	11208	1.55	12.04
643	*****	1543	12751	1.66	13.70
647	*****	1590	14341	1.71	15.41
652	*****	1779	16120	1.91	17.32
656	*****	1780	17900	1.91	19.23
661	*****	1919	19819	2.06	21.29
665	*****	2054	21873	2.21	23.50
669	*****	2170	24043	2.33	25.83
674	*****	2223	26266	2.39	28.22
678	*****	2347	28613	2.52	30.74
682	*****	2333	30946	2.51	33.25
687	*****	2637	33583	2.83	36.08
691	*****	2525	36108	2.71	38.80
695	*****	2604	38712	2.80	41.59
700	*****	2757	41469	2.96	44.56
704	*****	2830	44299	3.04	47.60
709	*****	2890	47189	3.11	50.70
713	*****	3022	50211	3.25	53.95
718	*****	2854	53065	3.07	57.01
723	*****	3092	56157	3.32	60.34
728	*****	3076	59233	3.30	63.64
733	*****	2996	62229	3.22	66.86
738	*****	2972	65201	3.19	70.05
743	*****	3023	68224	3.25	73.30
749	*****	2983	71207	3.21	76.51
755	*****	2974	74181	3.20	79.70
761	*****	2818	76999	3.03	82.73
768	*****	2633	79632	2.83	85.56
775	*****	2504	82136	2.69	88.25
783	*****	2385	84521	2.56	90.81
792	*****	2227	86748	2.39	93.21
803	*****	1905	88653	2.05	95.25
815	*****	1568	90221	1.68	96.94
831	*****	1250	91471	1.34	98.28
852	*****	872	92343	0.94	99.22
886	*****	516	92859	0.55	99.77
945	****	213	93072	0.23	100.00



Frequency

FREQUENCY DISTRIBUTION - SCALE SCORES
 TELPAS SPRING 2015
 READING - ONLINE ONLY
 GRADE 05

SCALE_SCORE		Freq	Cum. Freq	Percent	Cum. Percent
352		7	7	0.01	0.01
412		1	8	0.00	0.01
448		1	9	0.00	0.01
488		1	10	0.00	0.01
502		1	11	0.00	0.01
514		1	12	0.00	0.02
525		6	18	0.01	0.02
534		6	24	0.01	0.03
543		14	38	0.02	0.05
551	*	28	66	0.04	0.08
559	**	79	145	0.10	0.19
566	**	89	234	0.11	0.30
573	***	137	371	0.18	0.47
580	*****	227	598	0.29	0.76
586	*****	287	885	0.37	1.13
592	*****	303	1188	0.39	1.52
598	*****	431	1619	0.55	2.07
603	*****	451	2070	0.58	2.65
609	*****	463	2533	0.59	3.24
614	*****	559	3092	0.71	3.95
619	*****	518	3610	0.66	4.61
624	*****	607	4217	0.78	5.39
629	*****	660	4877	0.84	6.23
634	*****	688	5565	0.88	7.11
638	*****	740	6305	0.95	8.06
643	*****	789	7094	1.01	9.07
647	*****	809	7903	1.03	10.10
652	*****	910	8813	1.16	11.26
656	*****	943	9756	1.21	12.47
661	*****	1020	10776	1.30	13.77
665	*****	1111	11887	1.42	15.19
669	*****	1240	13127	1.58	16.78
674	*****	1271	14398	1.62	18.40
678	*****	1345	15743	1.72	20.12
682	*****	1460	17203	1.87	21.99
687	*****	1527	18730	1.95	23.94
691	*****	1624	20354	2.08	26.01
695	*****	1783	22137	2.28	28.29
700	*****	1868	24005	2.39	30.68
704	*****	1991	25996	2.54	33.22
709	*****	2088	28084	2.67	35.89
713	*****	2113	30197	2.70	38.59
718	*****	2261	32458	2.89	41.48
723	*****	2246	34704	2.87	44.35
728	*****	2500	37204	3.20	47.55
733	*****	2626	39830	3.36	50.90
738	*****	2690	42520	3.44	54.34
743	*****	2840	45360	3.63	57.97
749	*****	2871	48231	3.67	61.64
755	*****	3041	51272	3.89	65.53
761	*****	3118	54390	3.98	69.51
768	*****	3163	57553	4.04	73.55
775	*****	3205	60758	4.10	77.65
783	*****	3135	63893	4.01	81.66
792	*****	3133	67026	4.00	85.66
803	*****	2898	69924	3.70	89.36
815	*****	2611	72535	3.34	92.70
831	*****	2295	74830	2.93	95.63
852	*****	1774	76604	2.27	97.90
886	*****	1147	77751	1.47	99.37
945	*****	495	78246	0.63	100.00

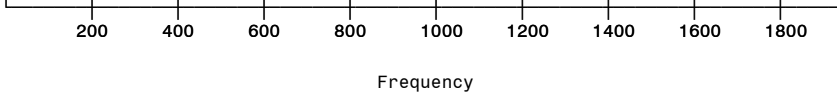


Frequency

FREQUENCY DISTRIBUTION - SCALE SCORES
 TELPAS SPRING 2015
 READING - ONLINE ONLY
 GRADE 06

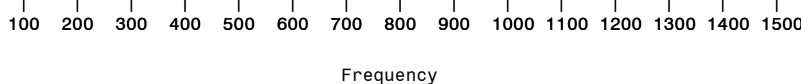
SCALE_SCORE

SCALE_SCORE	Freq	Cum. Freq	Percent	Cum. Percent	
354	8	8	0.01	0.01	
452	1	9	0.00	0.01	
492	1	10	0.00	0.02	
529	6	16	0.01	0.03	
539	7	23	0.01	0.04	
548	*	17	40	0.03	0.07
556	*	29	69	0.05	0.11
564	**	48	117	0.08	0.19
572	***	65	182	0.11	0.30
579	****	101	283	0.16	0.46
586	*****	138	421	0.23	0.69
592	*****	165	586	0.27	0.96
599	*****	204	790	0.33	1.29
605	*****	234	1024	0.38	1.67
611	*****	263	1287	0.43	2.10
616	*****	313	1600	0.51	2.61
622	*****	429	2029	0.70	3.31
627	*****	434	2463	0.71	4.02
633	*****	543	3006	0.89	4.91
638	*****	518	3524	0.85	5.76
643	*****	601	4125	0.98	6.74
648	*****	640	4765	1.05	7.78
653	*****	762	5527	1.24	9.03
658	*****	876	6403	1.43	10.46
662	*****	937	7340	1.53	11.99
667	*****	1052	8392	1.72	13.71
671	*****	1193	9585	1.95	15.66
676	*****	1337	10922	2.18	17.84
680	*****	1396	12318	2.28	20.12
685	*****	1500	13818	2.45	22.57
689	*****	1574	15392	2.57	25.14
693	*****	1661	17053	2.71	27.86
697	*****	1710	18763	2.79	30.65
702	*****	1789	20552	2.92	33.57
706	*****	1848	22400	3.02	36.59
710	*****	1845	24245	3.01	39.61
715	*****	1849	26094	3.02	42.63
719	*****	1833	27927	2.99	45.62
723	*****	1855	29782	3.03	48.65
728	*****	1838	31620	3.00	51.65
732	*****	1923	33543	3.14	54.80
737	*****	1815	35358	2.96	57.76
742	*****	1901	37259	3.11	60.87
746	*****	1915	39174	3.13	63.99
751	*****	1911	41085	3.12	67.12
756	*****	1918	43003	3.13	70.25
762	*****	1844	44847	3.01	73.26
767	*****	1929	46776	3.15	76.41
773	*****	1825	48601	2.98	79.39
779	*****	1748	50349	2.86	82.25
786	*****	1699	52048	2.78	85.02
793	*****	1605	53653	2.62	87.65
801	*****	1486	55139	2.43	90.07
810	*****	1467	56606	2.40	92.47
821	*****	1244	57850	2.03	94.50
833	*****	1133	58983	1.85	96.35
848	*****	921	59904	1.50	97.86
869	*****	654	60558	1.07	98.93
904	*****	466	61024	0.76	99.69
963	*****	191	61215	0.31	100.00



FREQUENCY DISTRIBUTION - SCALE SCORES
 TELPAS SPRING 2015
 READING - ONLINE ONLY
 GRADE 07

SCALE_SCORE	Freq	Cum. Freq	Percent	Cum. Percent
354	4	4	0.01	0.01
415	1	5	0.00	0.01
452	3	8	0.01	0.02
475	2	10	0.00	0.02
506	3	13	0.01	0.03
518	2	15	0.00	0.03
529	4	19	0.01	0.04
539	13	32	0.03	0.07
548	9	41	0.02	0.08
556	13	54	0.03	0.11
564	29	83	0.06	0.17
572	54	137	0.11	0.28
579	94	231	0.19	0.48
586	116	347	0.24	0.71
592	153	500	0.31	1.03
599	215	715	0.44	1.47
605	235	950	0.48	1.96
611	284	1234	0.58	2.54
616	323	1557	0.66	3.20
622	345	1902	0.71	3.91
627	364	2266	0.75	4.66
633	416	2682	0.86	5.52
638	519	3201	1.07	6.59
643	510	3711	1.05	7.64
648	598	4309	1.23	8.87
653	630	4939	1.30	10.17
658	669	5608	1.38	11.54
662	723	6331	1.49	13.03
667	778	7109	1.60	14.63
671	834	7943	1.72	16.35
676	908	8851	1.87	18.22
680	992	9843	2.04	20.26
685	1070	10913	2.20	22.46
689	1210	12123	2.49	24.95
693	1223	13346	2.52	27.47
697	1271	14617	2.62	30.08
702	1269	15886	2.61	32.70
706	1291	17177	2.66	35.35
710	1267	18444	2.61	37.96
715	1344	19788	2.77	40.73
719	1402	21190	2.89	43.61
723	1396	22586	2.87	46.49
728	1382	23968	2.84	49.33
732	1428	25396	2.94	52.27
737	1430	26826	2.94	55.21
742	1416	28242	2.91	58.13
746	1514	29756	3.12	61.24
751	1445	31201	2.97	64.22
756	1540	32741	3.17	67.39
762	1404	34145	2.89	70.28
767	1527	35672	3.14	73.42
773	1485	37157	3.06	76.48
779	1433	38590	2.95	79.42
786	1437	40027	2.96	82.38
793	1298	41325	2.67	85.05
801	1341	42666	2.76	87.81
810	1328	43994	2.73	90.55
821	1169	45163	2.41	92.95
833	1029	46192	2.12	95.07
848	973	47165	2.00	97.07
869	743	47908	1.53	98.60
904	449	48357	0.92	99.53
963	230	48587	0.47	100.00



FREQUENCY DISTRIBUTION - SCALE SCORES
 TELPAS SPRING 2015
 READING - ONLINE ONLY
 GRADE 08

SCALE_SCORE

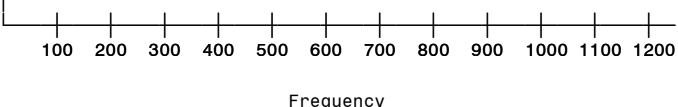
SCALE_SCORE	Freq	Cum. Freq	Percent	Cum. Percent	
363	5	5	0.01	0.01	
423	1	6	0.00	0.01	
460	1	7	0.00	0.02	
483	4	11	0.01	0.03	
500	2	13	0.00	0.03	
527	4	17	0.01	0.04	
537	1	18	0.00	0.04	
547	7	25	0.02	0.06	
556	9	34	0.02	0.08	
564	*	21	55	0.05	0.13
572	**	33	88	0.08	0.21
579	***	57	145	0.14	0.34
586	****	80	225	0.19	0.53
593	*****	110	335	0.26	0.79
599	*****	142	477	0.34	1.13
605	*****	186	663	0.44	1.57
611	*****	210	873	0.50	2.07
617	*****	265	1138	0.63	2.70
622	*****	296	1434	0.70	3.40
627	*****	314	1748	0.74	4.15
633	*****	351	2099	0.83	4.98
638	*****	399	2498	0.95	5.93
643	*****	455	2953	1.08	7.01
647	*****	464	3417	1.10	8.11
652	*****	505	3922	1.20	9.31
657	*****	535	4457	1.27	10.57
661	*****	499	4956	1.18	11.76
666	*****	624	5580	1.48	13.24
670	*****	618	6198	1.47	14.71
675	*****	603	6801	1.43	16.14
679	*****	679	7480	1.61	17.75
684	*****	763	8243	1.81	19.56
688	*****	796	9039	1.89	21.45
692	*****	836	9875	1.98	23.43
697	*****	887	10762	2.10	25.53
701	*****	919	11681	2.18	27.71
705	*****	1014	12695	2.41	30.12
710	*****	1029	13724	2.44	32.56
714	*****	1160	14884	2.75	35.31
719	*****	1177	16061	2.79	38.11
723	*****	1262	17323	2.99	41.10
728	*****	1327	18650	3.15	44.25
732	*****	1421	20071	3.37	47.62
737	*****	1393	21464	3.31	50.93
742	*****	1442	22906	3.42	54.35
747	*****	1589	24495	3.77	58.12
752	*****	1583	26078	3.76	61.87
757	*****	1568	27646	3.72	65.59
763	*****	1565	29211	3.71	69.31
769	*****	1561	30772	3.70	73.01
775	*****	1532	32304	3.63	76.64
781	*****	1512	33816	3.59	80.23
787	*****	1419	35235	3.37	83.60
795	*****	1294	36529	3.07	86.67
802	*****	1247	37776	2.96	89.63
811	*****	1043	38819	2.47	92.10
820	*****	851	39670	2.02	94.12
831	*****	753	40423	1.79	95.91
844	*****	631	41054	1.50	97.40
859	*****	453	41507	1.07	98.48
881	*****	352	41859	0.84	99.31
916	*****	199	42058	0.47	99.79
975	*****	90	42148	0.21	100.00

100 200 300 400 500 600 700 800 900 1000 1100 1200 1300 1400 1500

Frequency

FREQUENCY DISTRIBUTION - SCALE SCORES
 TELPAS SPRING 2015
 READING - ONLINE ONLY
 GRADE 09

SCALE_SCORE		Freq	Cum. Freq	Percent	Cum. Percent
363	*	14	14	0.04	0.04
423		1	15	0.00	0.04
460		3	18	0.01	0.05
483		3	21	0.01	0.05
500		3	24	0.01	0.06
514		3	27	0.01	0.07
527		4	31	0.01	0.08
537		7	38	0.02	0.10
547	*	18	56	0.05	0.14
556	*	17	73	0.04	0.19
564	***	50	123	0.13	0.32
572	***	69	192	0.18	0.49
579	*****	107	299	0.28	0.77
586	*****	158	457	0.41	1.18
593	*****	228	685	0.59	1.76
599	*****	289	974	0.74	2.51
605	*****	358	1332	0.92	3.43
611	*****	373	1705	0.96	4.39
617	*****	402	2107	1.04	5.43
622	*****	481	2588	1.24	6.67
627	*****	531	3119	1.37	8.03
633	*****	577	3696	1.49	9.52
638	*****	608	4304	1.57	11.09
643	*****	602	4906	1.55	12.64
647	*****	615	5521	1.58	14.22
652	*****	649	6170	1.67	15.89
657	*****	639	6809	1.65	17.54
661	*****	667	7476	1.72	19.25
666	*****	651	8127	1.68	20.93
670	*****	732	8859	1.89	22.82
675	*****	688	9547	1.77	24.59
679	*****	708	10255	1.82	26.41
684	*****	682	10937	1.76	28.17
688	*****	702	11639	1.81	29.98
692	*****	750	12389	1.93	31.91
697	*****	762	13151	1.96	33.87
701	*****	782	13933	2.01	35.88
705	*****	798	14731	2.06	37.94
710	*****	875	15606	2.25	40.19
714	*****	888	16494	2.29	42.48
719	*****	940	17434	2.42	44.90
723	*****	975	18409	2.51	47.41
728	*****	1032	19441	2.66	50.07
732	*****	1101	20542	2.84	52.91
737	*****	1121	21663	2.89	55.79
742	*****	1164	22827	3.00	58.79
747	*****	1190	24017	3.06	61.86
752	*****	1204	25221	3.10	64.96
757	*****	1241	26462	3.20	68.15
763	*****	1240	27702	3.19	71.35
769	*****	1228	28930	3.16	74.51
775	*****	1188	30118	3.06	77.57
781	*****	1213	31331	3.12	80.69
787	*****	1202	32533	3.10	83.79
795	*****	1096	33629	2.82	86.61
802	*****	1042	34671	2.68	89.30
811	*****	905	35576	2.33	91.63
820	*****	800	36376	2.06	93.69
831	*****	661	37037	1.70	95.39
844	*****	601	37638	1.55	96.94
859	*****	482	38120	1.24	98.18
881	*****	362	38482	0.93	99.11
916	*****	231	38713	0.59	99.71
975	*****	114	38827	0.29	100.00



Frequency

FREQUENCY DISTRIBUTION - SCALE SCORES
 TELPAS SPRING 2015
 READING - ONLINE ONLY
 GRADE 10

SCALE_SCORE

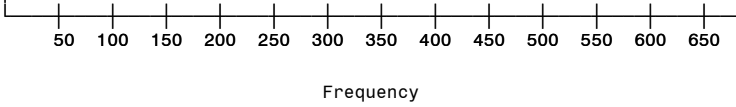
SCALE_SCORE		Freq	Cum. Freq	Percent	Cum. Percent
396	*	10	10	0.04	0.04
493		1	11	0.00	0.04
516		3	14	0.01	0.05
559		1	15	0.00	0.06
570		3	18	0.01	0.07
579		2	20	0.01	0.08
588	**	16	36	0.06	0.14
596	*	8	44	0.03	0.17
604	**	19	63	0.07	0.25
611	****	38	101	0.15	0.39
618	*****	61	162	0.24	0.63
624	*****	62	224	0.24	0.87
630	*****	113	337	0.44	1.31
636	*****	161	498	0.63	1.94
642	*****	202	700	0.79	2.73
647	*****	239	939	0.93	3.66
653	*****	285	1224	1.11	4.77
658	*****	296	1520	1.15	5.92
663	*****	318	1838	1.24	7.16
668	*****	338	2176	1.32	8.48
673	*****	384	2560	1.50	9.97
677	*****	421	2981	1.64	11.61
682	*****	427	3408	1.66	13.28
687	*****	494	3902	1.92	15.20
691	*****	470	4372	1.83	17.03
695	*****	451	4823	1.76	18.79
700	*****	514	5337	2.00	20.79
704	*****	535	5872	2.08	22.88
708	*****	542	6414	2.11	24.99
713	*****	516	6930	2.01	27.00
717	*****	520	7450	2.03	29.03
721	*****	575	8025	2.24	31.27
725	*****	594	8619	2.31	33.58
730	*****	610	9229	2.38	35.96
734	*****	623	9852	2.43	38.38
738	*****	686	10538	2.67	41.06
742	*****	663	11201	2.58	43.64
747	*****	684	11885	2.66	46.30
751	*****	718	12603	2.80	49.10
755	*****	728	13331	2.84	51.94
760	*****	745	14076	2.90	54.84
765	*****	753	14829	2.93	57.77
769	*****	801	15630	3.12	60.90
774	*****	791	16421	3.08	63.98
779	*****	770	17191	3.00	66.98
784	*****	792	17983	3.09	70.06
789	*****	786	18769	3.06	73.13
794	*****	759	19528	2.96	76.08
800	*****	770	20298	3.00	79.08
806	*****	656	20954	2.56	81.64
812	*****	669	21623	2.61	84.24
819	*****	618	22241	2.41	86.65
826	*****	585	22826	2.28	88.93
834	*****	574	23400	2.24	91.17
842	*****	534	23934	2.08	93.25
851	*****	444	24378	1.73	94.98
862	*****	371	24749	1.45	96.42
875	*****	321	25070	1.25	97.67
891	*****	251	25321	0.98	98.65
912	*****	203	25524	0.79	99.44
947	*****	105	25629	0.41	99.85
999	****	38	25667	0.15	100.00

50 100 150 200 250 300 350 400 450 500 550 600 650 700 750 800

Frequency

FREQUENCY DISTRIBUTION - SCALE SCORES
 TELPAS SPRING 2015
 READING - ONLINE ONLY
 GRADE 11

SCALE_SCORE		Freq	Cum. Freq	Percent	Cum. Percent
396		4	4	0.02	0.02
457		1	5	0.01	0.03
493		2	7	0.01	0.04
533		2	9	0.01	0.05
559		1	10	0.01	0.05
579		1	11	0.01	0.06
588		3	14	0.02	0.07
596	*	5	19	0.03	0.10
604	*	6	25	0.03	0.13
611	*	14	39	0.07	0.20
618	**	19	58	0.10	0.30
624	***	34	92	0.18	0.48
630	****	39	131	0.20	0.69
636	*****	66	197	0.35	1.03
642	*****	83	280	0.43	1.47
647	*****	115	395	0.60	2.07
653	*****	116	511	0.61	2.68
658	*****	138	649	0.72	3.40
663	*****	162	811	0.85	4.25
668	*****	215	1026	1.13	5.38
673	*****	220	1246	1.15	6.53
677	*****	246	1492	1.29	7.82
682	*****	239	1731	1.25	9.07
687	*****	255	1986	1.34	10.41
691	*****	262	2248	1.37	11.78
695	*****	291	2539	1.52	13.31
700	*****	302	2841	1.58	14.89
704	*****	334	3175	1.75	16.64
708	*****	334	3509	1.75	18.39
713	*****	378	3887	1.98	20.37
717	*****	387	4274	2.03	22.40
721	*****	411	4685	2.15	24.55
725	*****	398	5083	2.09	26.64
730	*****	422	5505	2.21	28.85
734	*****	435	5940	2.28	31.13
738	*****	442	6382	2.32	33.45
742	*****	527	6909	2.76	36.21
747	*****	526	7435	2.76	38.96
751	*****	520	7955	2.73	41.69
755	*****	558	8513	2.92	44.61
760	*****	555	9068	2.91	47.52
765	*****	614	9682	3.22	50.74
769	*****	585	10267	3.07	53.80
774	*****	663	10930	3.47	57.28
779	*****	646	11576	3.39	60.66
784	*****	650	12226	3.41	64.07
789	*****	677	12903	3.55	67.62
794	*****	623	13526	3.26	70.88
800	*****	651	14177	3.41	74.30
806	*****	579	14756	3.03	77.33
812	*****	643	15399	3.37	80.70
819	*****	560	15959	2.93	83.63
826	*****	544	16503	2.85	86.48
834	*****	507	17010	2.66	89.14
842	*****	479	17489	2.51	91.65
851	*****	398	17887	2.09	93.74
862	*****	344	18231	1.80	95.54
875	*****	324	18555	1.70	97.24
891	*****	228	18783	1.19	98.43
912	*****	159	18942	0.83	99.27
947	*****	112	19054	0.59	99.85
999	***	28	19082	0.15	100.00



Frequency

FREQUENCY DISTRIBUTION - SCALE SCORES
 TELPAS SPRING 2015
 READING - ONLINE ONLY
 GRADE 12

SCALE_SCORE

SCALE_SCORE	Freq	Cum. Freq	Percent	Cum. Percent
533	1	1	0.01	0.01
559	1	2	0.01	0.01
588	1	3	0.01	0.02
596	4	7	0.03	0.05
604	2	9	0.01	0.06
611	9	18	0.06	0.12
618	22	40	0.15	0.28
624	24	64	0.17	0.44
630	49	113	0.34	0.78
636	49	162	0.34	1.12
642	46	208	0.32	1.44
647	67	275	0.46	1.90
653	87	362	0.60	2.51
658	116	478	0.80	3.31
663	104	582	0.72	4.03
668	127	709	0.88	4.91
673	135	844	0.93	5.84
677	158	1002	1.09	6.94
682	204	1206	1.41	8.35
687	177	1383	1.23	9.58
691	202	1585	1.40	10.98
695	205	1790	1.42	12.40
700	231	2021	1.60	13.99
704	212	2233	1.47	15.46
708	228	2461	1.58	17.04
713	252	2713	1.75	18.79
717	278	2991	1.93	20.71
721	258	3249	1.79	22.50
725	295	3544	2.04	24.54
730	308	3852	2.13	26.67
734	305	4157	2.11	28.79
738	346	4503	2.40	31.18
742	344	4847	2.38	33.56
747	387	5234	2.68	36.24
751	410	5644	2.84	39.08
755	406	6050	2.81	41.89
760	420	6470	2.91	44.80
765	463	6933	3.21	48.01
769	469	7402	3.25	51.26
774	475	7877	3.29	54.55
779	512	8389	3.55	58.09
784	493	8882	3.41	61.51
789	501	9383	3.47	64.97
794	517	9900	3.58	68.55
800	492	10392	3.41	71.96
806	538	10930	3.73	75.69
812	489	11419	3.39	79.07
819	422	11841	2.92	82.00
826	431	12272	2.98	84.98
834	441	12713	3.05	88.03
842	360	13073	2.49	90.53
851	348	13421	2.41	92.94
862	309	13730	2.14	95.08
875	254	13984	1.76	96.84
891	220	14204	1.52	98.36
912	131	14335	0.91	99.27
947	81	14416	0.56	99.83
999	25	14441	0.17	100.00

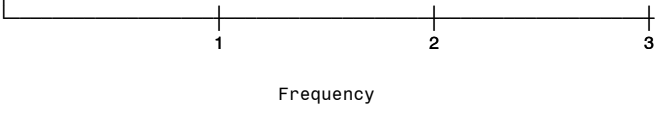
30 60 90 120 150 180 210 240 270 300 330 360 390 420 450 480 510 540

Frequency

FREQUENCY DISTRIBUTION - SCALE SCORES
 TELPAS SPRING 2015
 READING - PAPER ONLY
 GRADE 02

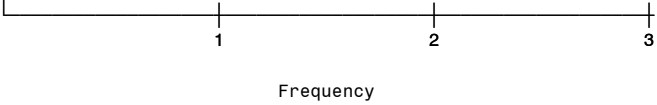
SCALE_SCORE

		Cum. Freq	Cum. Freq	Percent	Cum. Percent
478	*****	2	2	7.41	7.41
515	*****	2	4	7.41	14.81
523	*****	1	5	3.70	18.52
550	*****	1	6	3.70	22.22
556	*****	2	8	7.41	29.63
591	*****	1	9	3.70	33.33
596	*****	1	10	3.70	37.04
612	*****	2	12	7.41	44.44
623	*****	1	13	3.70	48.15
640	*****	1	14	3.70	51.85
645	*****	1	15	3.70	55.56
651	*****	2	17	7.41	62.96
663	*****	1	18	3.70	66.67
669	*****	1	19	3.70	70.37
676	*****	2	21	7.41	77.78
716	*****	1	22	3.70	81.48
755	*****	2	24	7.41	88.89
777	*****	3	27	11.11	100.00



FREQUENCY DISTRIBUTION - SCALE SCORES
 TELPAS SPRING 2015
 READING - PAPER ONLY
 GRADE 03

SCALE_SCORE		Freq	Cum. Freq	Percent	Cum. Percent
470	*****	1	1	2.70	2.70
513	*****	1	2	2.70	5.41
521	*****	1	3	2.70	8.11
568	*****	2	5	5.41	13.51
574	*****	3	8	8.11	21.62
579	*****	1	9	2.70	24.32
589	*****	1	10	2.70	27.03
614	*****	1	11	2.70	29.73
618	*****	1	12	2.70	32.43
623	*****	1	13	2.70	35.14
637	*****	1	14	2.70	37.84
641	*****	1	15	2.70	40.54
655	*****	2	17	5.41	45.95
660	*****	2	19	5.41	51.35
669	*****	2	21	5.41	56.76
674	*****	1	22	2.70	59.46
679	*****	1	23	2.70	62.16
684	*****	1	24	2.70	64.86
700	*****	1	25	2.70	67.57
712	*****	1	26	2.70	70.27
732	*****	1	27	2.70	72.97
740	*****	1	28	2.70	75.68
748	*****	3	31	8.11	83.78
758	*****	1	32	2.70	86.49
797	*****	1	33	2.70	89.19
818	*****	2	35	5.41	94.59
854	*****	1	36	2.70	97.30
913	*****	1	37	2.70	100.00



FREQUENCY DISTRIBUTION - SCALE SCORES
 TELPAS SPRING 2015
 READING - PAPER ONLY
 GRADE 04

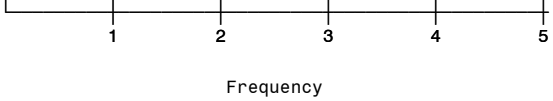
SCALE_SCORE		Cum. Freq	Cum. Freq	Percent	Cum. Percent
583	*****	1	1	3.45	3.45
588	*****	2	3	6.90	10.34
599	*****	1	4	3.45	13.79
647	*****	1	5	3.45	17.24
656	*****	1	6	3.45	20.69
688	*****	1	7	3.45	24.14
693	*****	1	8	3.45	27.59
698	*****	1	9	3.45	31.03
703	*****	1	10	3.45	34.48
708	*****	1	11	3.45	37.93
713	*****	1	12	3.45	41.38
724	*****	1	13	3.45	44.83
730	*****	1	14	3.45	48.28
736	*****	1	15	3.45	51.72
742	*****	2	17	6.90	58.62
749	*****	2	19	6.90	65.52
756	*****	2	21	6.90	72.41
772	*****	1	22	3.45	75.86
793	*****	1	23	3.45	79.31
821	*****	2	25	6.90	86.21
843	*****	1	26	3.45	89.66
878	*****	3	29	10.34	100.00

Frequency

FREQUENCY DISTRIBUTION - SCALE SCORES
 TELPAS SPRING 2015
 READING - PAPER ONLY
 GRADE 05

SCALE_SCORE

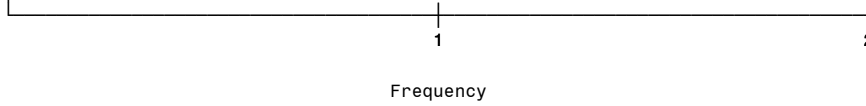
			Cum. Freq	Percent	Cum. Percent
545	*****	1	1	3.23	3.23
594	*****	2	3	6.45	9.68
647	*****	1	4	3.23	12.90
665	*****	1	5	3.23	16.13
674	*****	2	7	6.45	22.58
688	*****	1	8	3.23	25.81
730	*****	1	9	3.23	29.03
736	*****	1	10	3.23	32.26
742	*****	1	11	3.23	35.48
749	*****	1	12	3.23	38.71
756	*****	1	13	3.23	41.94
764	*****	1	14	3.23	45.16
772	*****	1	15	3.23	48.39
782	*****	1	16	3.23	51.61
793	*****	2	18	6.45	58.06
805	*****	2	20	6.45	64.52
821	*****	3	23	9.68	74.19
843	*****	5	28	16.13	90.32
878	*****	2	30	6.45	96.77
937	*****	1	31	3.23	100.00



FREQUENCY DISTRIBUTION - SCALE SCORES
 TELPAS SPRING 2015
 READING - PAPER ONLY
 GRADE 06

SCALE_SCORE

SCALE_SCORE	Freq	Cum. Freq	Percent	Cum. Percent
689	1	1	7.69	7.69
707	1	2	7.69	15.38
711	1	3	7.69	23.08
721	1	4	7.69	30.77
726	1	5	7.69	38.46
731	1	6	7.69	46.15
736	1	7	7.69	53.85
747	1	8	7.69	61.54
759	2	10	15.38	76.92
795	1	11	7.69	84.62
816	2	13	15.38	100.00



FREQUENCY DISTRIBUTION - SCALE SCORES
 TELPAS SPRING 2015
 READING - PAPER ONLY
 GRADE 07

SCALE_SCORE		Freq	Cum. Freq	Percent	Cum. Percent
605	*****	1	1	7.14	7.14
615	*****	1	2	7.14	14.29
648	*****	1	3	7.14	21.43
657	*****	1	4	7.14	28.57
693	*****	1	5	7.14	35.71
702	*****	3	8	21.43	57.14
707	*****	1	9	7.14	64.29
721	*****	1	10	7.14	71.43
726	*****	2	12	14.29	85.71
747	*****	1	13	7.14	92.86
759	*****	1	14	7.14	100.00

FREQUENCY DISTRIBUTION - SCALE SCORES
 TELPAS SPRING 2015
 READING - PAPER ONLY
 GRADE 08

SCALE_SCORE

			Cum. Freq	Percent	Cum. Percent
488	*****	1	1	2.56	2.56
560	*****	1	2	2.56	5.13
611	*****	1	3	2.56	7.69
637	*****	4	7	10.26	17.95
647	*****	2	9	5.13	23.08
651	*****	1	10	2.56	25.64
656	*****	1	11	2.56	28.21
669	*****	2	13	5.13	33.33
696	*****	2	15	5.13	38.46
700	*****	1	16	2.56	41.03
704	*****	2	18	5.13	46.15
722	*****	3	21	7.69	53.85
727	*****	2	23	5.13	58.97
742	*****	1	24	2.56	61.54
752	*****	1	25	2.56	64.10
758	*****	1	26	2.56	66.67
764	*****	1	27	2.56	69.23
784	*****	1	28	2.56	71.79
791	*****	4	32	10.26	82.05
809	*****	3	35	7.69	89.74
820	*****	1	36	2.56	92.31
833	*****	1	37	2.56	94.87
849	*****	1	38	2.56	97.44
871	*****	1	39	2.56	100.00

1 2 3 4

Frequency

FREQUENCY DISTRIBUTION - SCALE SCORES
 TELPAS SPRING 2015
 READING - PAPER ONLY
 GRADE 09

SCALE_SCORE


			Cum. Freq	Percent	Cum. Percent
544	*****	1	1	2.04	2.04
560	*****	1	2	2.04	4.08
568	*****	1	3	2.04	6.12
588	*****	1	4	2.04	8.16
600	*****	1	5	2.04	10.20
617	*****	2	7	4.08	14.29
642	*****	2	9	4.08	18.37
647	*****	1	10	2.04	20.41
651	*****	2	12	4.08	24.49
656	*****	1	13	2.04	26.53
665	*****	2	15	4.08	30.61
669	*****	1	16	2.04	32.65
691	*****	2	18	4.08	36.73
696	*****	1	19	2.04	38.78
704	*****	1	20	2.04	40.82
713	*****	3	23	6.12	46.94
718	*****	1	24	2.04	48.98
722	*****	2	26	4.08	53.06
727	*****	3	29	6.12	59.18
732	*****	1	30	2.04	61.22
737	*****	2	32	4.08	65.31
752	*****	1	33	2.04	67.35
758	*****	1	34	2.04	69.39
764	*****	4	38	8.16	77.55
770	*****	1	39	2.04	79.59
777	*****	1	40	2.04	81.63
784	*****	2	42	4.08	85.71
791	*****	1	43	2.04	87.76
800	*****	1	44	2.04	89.80
809	*****	1	45	2.04	91.84
833	*****	1	46	2.04	93.88
849	*****	2	48	4.08	97.96
871	*****	1	49	2.04	100.00



FREQUENCY DISTRIBUTION - SCALE SCORES
 TELPAS SPRING 2015
 READING - PAPER ONLY
 GRADE 10

SCALE_SCORE

SCALE_SCORE	Freq	Cum. Freq	Percent	Cum. Percent
682	1	1	5.56	5.56
703	2	3	11.11	16.67
720	1	4	5.56	22.22
729	1	5	5.56	27.78
733	1	6	5.56	33.33
747	2	8	11.11	44.44
761	1	9	5.56	50.00
766	1	10	5.56	55.56
776	1	11	5.56	61.11
782	1	12	5.56	66.67
788	1	13	5.56	72.22
794	1	14	5.56	77.78
800	2	16	11.11	88.89
814	1	17	5.56	94.44
985	1	18	5.56	100.00



FREQUENCY DISTRIBUTION - SCALE SCORES
 TELPAS SPRING 2015
 READING - PAPER ONLY
 GRADE 11

SCALE_SCORE				
	Freq	Cum. Freq	Percent	Cum. Percent
639	1	1	4.00	4.00
644	1	2	4.00	8.00
668	1	3	4.00	12.00
682	1	4	4.00	16.00
699	2	6	8.00	24.00
703	1	7	4.00	28.00
720	1	8	4.00	32.00
725	2	10	8.00	40.00
738	1	11	4.00	44.00
747	2	13	8.00	52.00
751	1	14	4.00	56.00
756	3	17	12.00	68.00
771	2	19	8.00	76.00
776	2	21	8.00	84.00
782	1	22	4.00	88.00
823	1	23	4.00	92.00
855	1	24	4.00	96.00
870	1	25	4.00	100.00

FREQUENCY DISTRIBUTION - SCALE SCORES
 TELPAS SPRING 2015
 READING - PAPER ONLY
 GRADE 12

SCALE_SCORE

SCALE_SCORE	Freq	Cum. Freq	Percent	Cum. Percent
623	1	1	4.35	4.35
639	1	2	4.35	8.70
644	1	3	4.35	13.04
654	1	4	4.35	17.39
668	1	5	4.35	21.74
690	2	7	8.70	30.43
699	1	8	4.35	34.78
729	2	10	8.70	43.48
733	2	12	8.70	52.17
747	1	13	4.35	56.52
771	1	14	4.35	60.87
788	4	18	17.39	78.26
794	1	19	4.35	82.61
823	3	22	13.04	95.65
855	1	23	4.35	100.00