

Preliminary Results: Texas' ESSA Public Input Survey

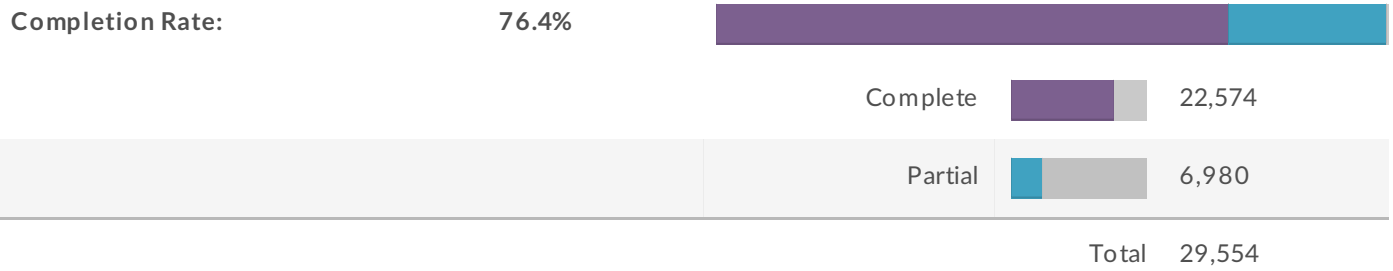
Respondent Roles: All

December 2016

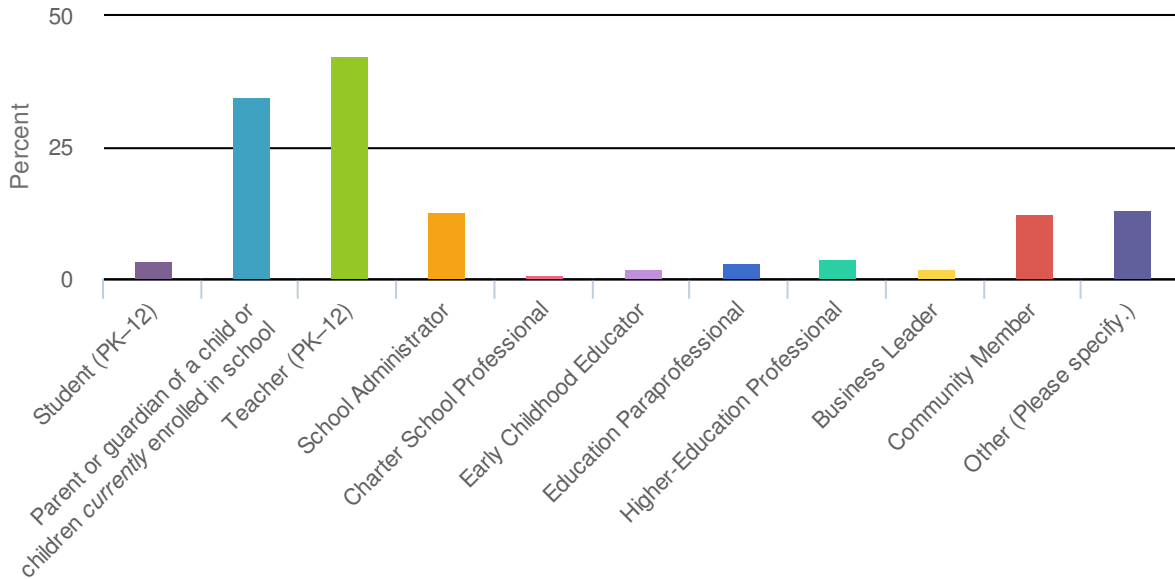
This document contains the raw data output from the survey system without any interpretation of the results. In addition, this data output contains only the responses to the quantitative questions of the survey. The open-ended comment data will be analyzed and presented in a final report.

Draft: Report for ESSA Public Input Survey

1. Response Counts

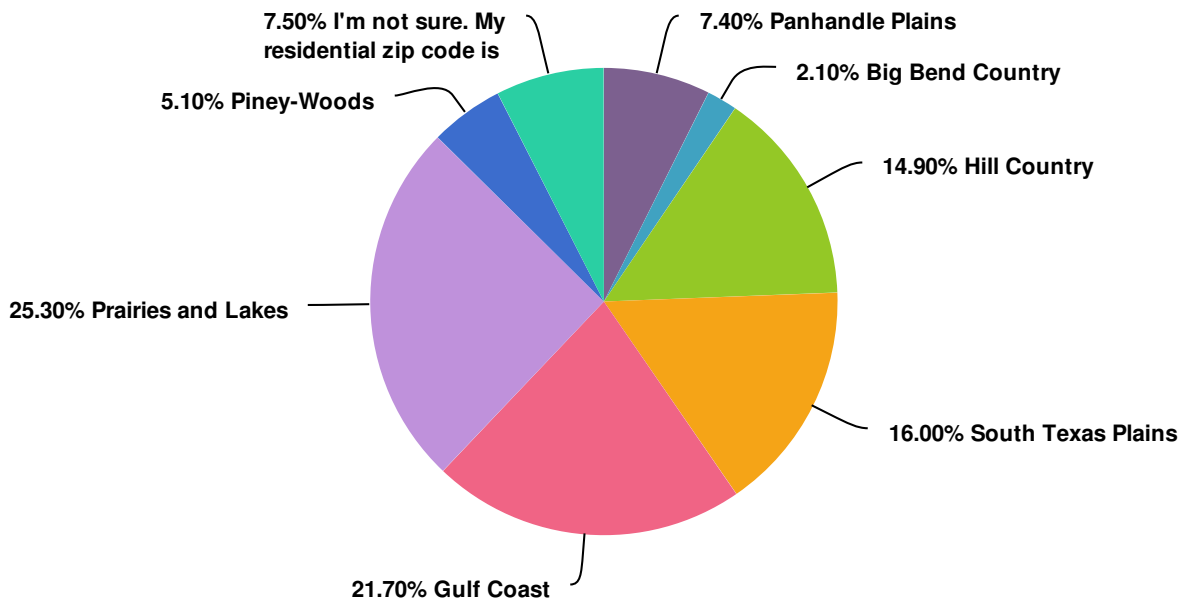


2. Please select the roles you represent as you complete this survey.



Value	Percent	Count
Student (PK-12)	3.5%	1,041
Parent or guardian of a child or children <i>currently</i> enrolled in school	34.8%	10,209
Teacher (PK-12)	42.5%	12,484
School Administrator	12.8%	3,762
Charter School Professional	0.8%	238
Early Childhood Educator	1.9%	560
Education Paraprofessional	3.3%	962
Higher-Education Professional	4.0%	1,177
Business Leader	2.0%	586
Community Member	12.6%	3,711
Other (Please specify.)	13.3%	3,895

3. In what region of Texas do you live? (Please select region closest to your residence.)



Value	Percent	Count
Panhandle Plains	7.4%	2,127
Big Bend Country	2.1%	600
Hill Country	14.9%	4,293
South Texas Plains	16.0%	4,617
Gulf Coast	21.7%	6,241
Prairies and Lakes	25.3%	7,304
Piney-Woods	5.1%	1,476
I'm not sure. My residential zip code is	7.5%	2,159
Total		28,817

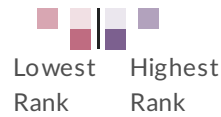
4. Measuring School Quality To help promote a broader vision of school success that extends beyond traditional measures, ESSA requires states to incorporate a measure of school quality and student success into the school’s accountability rating. This measure should capture what we want to see for our students in schools beyond learning goals and academic success. What should Texas adopt for its measure of school quality or school success? (Please rank your top 3 choices.)

Overall Rank	Item	Rank Distribution	Score	Total Respondents
1	Career and technical training – Student access to education programs that offer knowledge and skills relevant to further education and careers, and that are aligned with challenging academic standards.		26,412	12,746
2	Student engagement – Students who participate in learning with attention, curiosity, interest, optimism, and passion about learning.		25,749	12,261
3	School climate and safety – A positive school environment where youth development and learning are fostered, teachers have high expectations, and students are supported by teachers and peers.		24,244	11,634
4	Arts opportunities – Student access to performing arts, such as music and drama; literary arts, such as creative writing; and visual arts, such as design and film.		18,674	9,497
5	Educator engagement – Staff supported by strong professional development, empowered to work together to improve the school, and committed to school improvement.		16,599	8,964
6	Advanced coursework – Student access to programs such as Advanced Placement, International Baccalaureate, honors courses, or dual enrollment.		11,567	6,113
7	Graduation rates – The percentage of students who graduate high school within a 4- or 5-year period.		8,091	4,006
8	Attendance rates – The average of the daily student attendance rate over the course of a year for campuses.		3,853	2,259








5. Supporting All Students How can we ensure that all Texas students have a quality education that prepares them for success, especially students with disabilities or various backgrounds (e.g., poverty, English learners, foster care)? (Please rank your top 3 choices.)

Overall Rank	Item	Rank Distribution	Score	Total Respondents
1	Focused resources on learning in early grade levels (e.g., classroom materials, additional staff, teacher retention, compensation, training)		39,116	17,093
2	Provide high-quality teacher training and supports		33,381	16,172
3	Highlight best practices that have increased student outcomes		21,938	11,840
4	More supports and resources for low-performing campuses		20,486	10,755
5	Increase transparency, fairness, and rigor of district and campus academic performance		9,924	5,734
6	Provide high-quality principal training and supports		9,221	5,252











6. Preparing Students for Future Success What knowledge, experiences, and skills should Texas students possess to be ready for success in college, careers, and/or military? (Please rank your top 3 choices.)

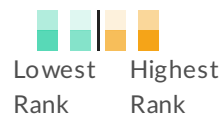
Overall Rank	Item	Rank Distribution	Score	Total Respondents
1	Critical thinking		51,071	20,984
2	Development of interpersonal skills (e.g., public speaking, conflict resolution)		44,145	21,236
3	Access to and completion of advanced level coursework (e.g., IB, AP, dual credit)		20,826	13,183
4	Work experience prior to graduation		18,105	11,398



 Lowest Rank Highest Rank

7. Increasing Access to Effective Educators A goal of our state is to ensure that all students – and especially our most vulnerable students – have great teachers and principals. What strategies can we use to ensure all students have access to high-quality teachers and principals across the state? (Please rank your top 3 choices.)

Overall Rank	Item	Rank Distribution	Score	Total Respondents
1	Increase teachers' salaries		32,509	13,345
2	Ensure school leaders have the flexibility to staff their schools based on the specific needs of their students and communities		21,844	11,931
3	Ensure that teacher preparation programs focus on the skills and practices most linked to student achievement		18,355	9,192
4	Ensure teachers in our highest needs schools are paid at least as much as teachers in more affluent schools		16,197	8,199
5	Evaluate whether the professional development teachers are getting is actually helping them get better outcomes with students		15,852	8,464
6	Ensure every school has a strong school leader who can support his/her teachers' development		14,808	7,893
7	Provide opportunities for professionals in specialized fields to become teachers – particularly in subjects in high demand like math, science and bilingual education		9,634	5,112
8	Ensure all teachers consistently receive feedback on their performance, including teacher evaluations		5,290	2,964



8. School Improvement What are the most important things we can do to improve struggling schools? (Please rank your top 3 choices.)

Overall Rank	Item	Rank Distribution	Score	Total Respondents
1	Provide more funding and resources for curricular materials, including technology		30,412	14,390
2	Offer incentives for excellent teachers to teach in those schools		29,526	13,913
3	Provide more funding and resources for wrap-around services like health care services, behavioral health services or parent education offerings		27,870	13,836
4	Provide intensive coaching supports to teachers and principals currently at those schools		24,572	12,225
5	Offer incentives for excellent school leaders to lead those schools		13,502	7,378
6	Provide support to improve school district governance		7,348	4,494

