

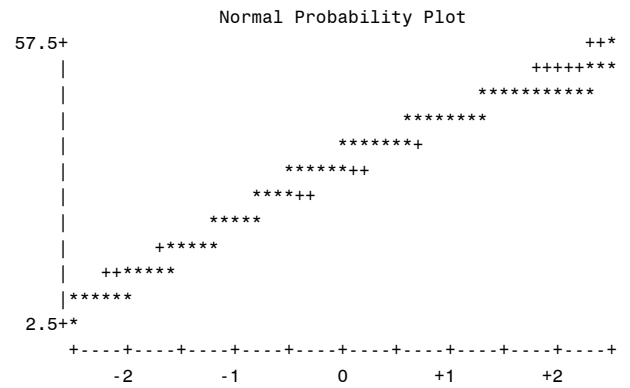
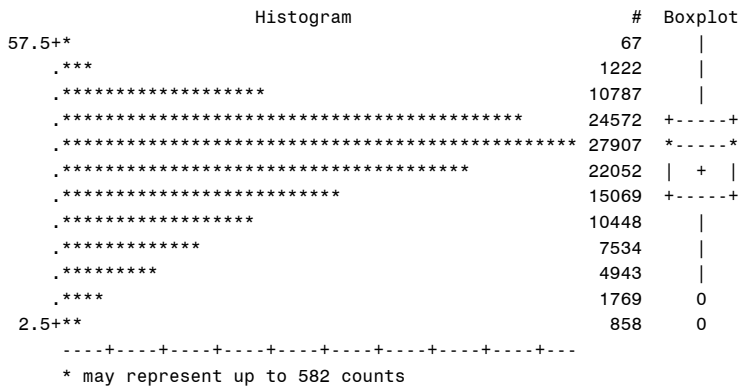
**End-of-Course  
2011 Scale Distributions  
and Statistics  
by Subject and Grade**



DESCRIPTIVE STATISTICS - RAW SCORES  
 EOC SPRING 2011  
 ENGLISH I - READING  
 ALL STUDENTS

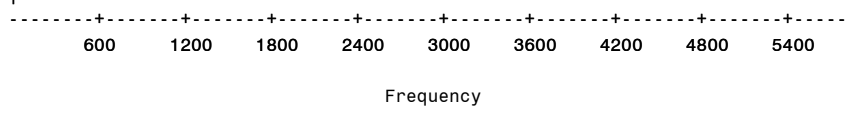
N	127228	Median	35.00
Mean	32.87	Variance	100.70
Std deviation	10.04	Kurtosis	0.0732
Skewness	-0.7045	Std Error Mean	0.0281
Mode	39.00	Interquartile Range	13.00
Range	56.00		

Quantile	Estimate
100% Max	56
99%	50
95%	46
90%	44
75% Q3	40
50% Median	35
25% Q1	27
10%	18
5%	14
1%	7
0% Min	0



FREQUENCY DISTRIBUTION - RAW SCORES  
EOC SPRING 2011  
ENGLISH I - READING  
ALL STUDENTS

RAW_SCORE		Freq	Cum. Freq	Percent	Cum. Percent
0	*****	625	625	0.49	0.49
1		32	657	0.03	0.52
2	*	38	695	0.03	0.55
3	*	78	773	0.06	0.61
4	*	85	858	0.07	0.67
5	**	138	996	0.11	0.78
6	***	248	1244	0.19	0.98
7	****	329	1573	0.26	1.24
8	*****	427	2000	0.34	1.57
9	*****	627	2627	0.49	2.06
10	*****	755	3382	0.59	2.66
11	*****	907	4289	0.71	3.37
12	*****	986	5275	0.77	4.15
13	*****	1053	6328	0.83	4.97
14	*****	1242	7570	0.98	5.95
15	*****	1338	8908	1.05	7.00
16	*****	1389	10297	1.09	8.09
17	*****	1475	11772	1.16	9.25
18	*****	1608	13380	1.26	10.52
19	*****	1724	15104	1.36	11.87
20	*****	1833	16937	1.44	13.31
21	*****	1951	18888	1.53	14.85
22	*****	2048	20936	1.61	16.46
23	*****	2194	23130	1.72	18.18
24	*****	2422	25552	1.90	20.08
25	*****	2560	28112	2.01	22.10
26	*****	2711	30823	2.13	24.23
27	*****	2987	33810	2.35	26.57
28	*****	3282	37092	2.58	29.15
29	*****	3529	40621	2.77	31.93
30	*****	3731	44352	2.93	34.86
31	*****	4110	48462	3.23	38.09
32	*****	4518	52980	3.55	41.64
33	*****	4726	57706	3.71	45.36
34	*****	4967	62673	3.90	49.26
35	*****	5205	67878	4.09	53.35
36	*****	5600	73478	4.40	57.75
37	*****	5629	79107	4.42	62.18
38	*****	5666	84773	4.45	66.63
39	*****	5807	90580	4.56	71.20
40	*****	5632	96212	4.43	75.62
41	*****	5443	101655	4.28	79.90
42	*****	5068	106723	3.98	83.88
43	*****	4571	111294	3.59	87.48
44	*****	3858	115152	3.03	90.51
45	*****	3393	118545	2.67	93.18
46	*****	2801	121346	2.20	95.38
47	*****	2098	123444	1.65	97.03
48	*****	1502	124946	1.18	98.21
49	*****	993	125939	0.78	98.99
50	*****	521	126460	0.41	99.40
51	****	288	126748	0.23	99.62
52	***	226	126974	0.18	99.80
53	**	137	127111	0.11	99.91
54	*	50	127161	0.04	99.95
55	*	40	127201	0.03	99.98
56		27	127228	0.02	100.00



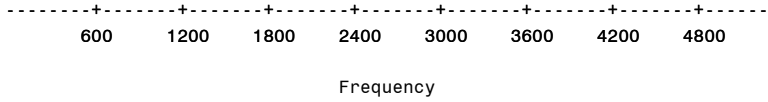






FREQUENCY DISTRIBUTION - RAW SCORES  
EOC SPRING 2011  
ALGEBRA I  
ALL STUDENTS

RAW_SCORE		Freq	Cum. Freq	Percent	Cum. Percent
0	*****	1060	1060	0.65	0.65
1	*	50	1110	0.03	0.68
2	*	42	1152	0.03	0.70
3	*	61	1213	0.04	0.74
4	*	85	1298	0.05	0.79
5	**	141	1439	0.09	0.88
6	***	198	1637	0.12	1.00
7	****	331	1968	0.20	1.20
8	*****	545	2513	0.33	1.53
9	*****	998	3511	0.61	2.14
10	*****	1451	4962	0.88	3.02
11	*****	2078	7040	1.27	4.29
12	*****	2706	9746	1.65	5.94
13	*****	3440	13186	2.10	8.04
14	*****	4053	17239	2.47	10.51
15	*****	4473	21712	2.73	13.23
16	*****	4790	26502	2.92	16.15
17	*****	4983	31485	3.04	19.19
18	*****	5224	36709	3.18	22.38
19	*****	5174	41883	3.15	25.53
20	*****	5085	46968	3.10	28.63
21	*****	5168	52136	3.15	31.78
22	*****	5076	57212	3.09	34.87
23	*****	4872	62084	2.97	37.84
24	*****	4761	66845	2.90	40.75
25	*****	4792	71637	2.92	43.67
26	*****	4612	76249	2.81	46.48
27	*****	4496	80745	2.74	49.22
28	*****	4351	85096	2.65	51.87
29	*****	4205	89301	2.56	54.43
30	*****	4305	93606	2.62	57.06
31	*****	4103	97709	2.50	59.56
32	*****	4064	101773	2.48	62.04
33	*****	3922	105695	2.39	64.43
34	*****	3837	109532	2.34	66.77
35	*****	3714	113246	2.26	69.03
36	*****	3772	117018	2.30	71.33
37	*****	3666	120684	2.23	73.56
38	*****	3548	124232	2.16	75.73
39	*****	3545	127777	2.16	77.89
40	*****	3464	131241	2.11	80.00
41	*****	3400	134641	2.07	82.07
42	*****	3455	138096	2.11	84.18
43	*****	3150	141246	1.92	86.10
44	*****	3069	144315	1.87	87.97
45	*****	3014	147329	1.84	89.80
46	*****	2900	150229	1.77	91.57
47	*****	2789	153018	1.70	93.27
48	*****	2454	155472	1.50	94.77
49	*****	2302	157774	1.40	96.17
50	*****	2005	159779	1.22	97.39
51	*****	1739	161518	1.06	98.45
52	*****	1288	162806	0.79	99.24
53	*****	850	163656	0.52	99.76
54	*****	399	164055	0.24	100.00

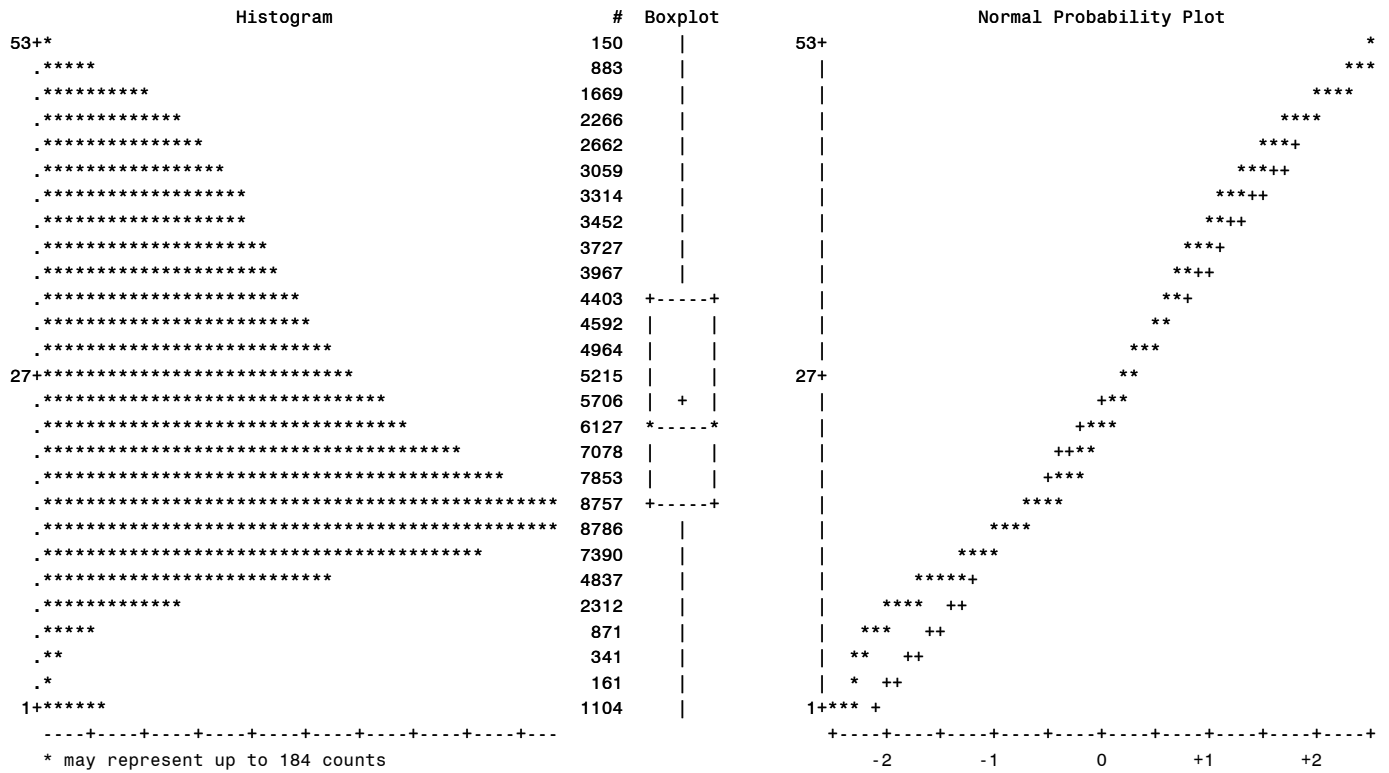




DESCRIPTIVE STATISTICS - RAW SCORES  
 EOC SPRING 2011  
 GEOMETRY  
 ALL STUDENTS

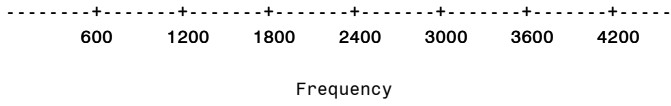
N	105646	Median	23.00
Mean	24.61	Variance	127.11
Std deviation	11.27	Kurtosis	-0.6702
Skewness	0.4019	Std Error Mean	0.0347
Mode	16.00	Interquartile Range	17.00
Range	52.00		

Quantile	Estimate
100% Max	52
99%	49
95%	45
90%	42
75% Q3	33
50% Median	23
25% Q1	16
10%	12
5%	10
1%	0
0% Min	0



FREQUENCY DISTRIBUTION - RAW SCORES  
EOC SPRING 2011  
GEOMETRY  
ALL STUDENTS

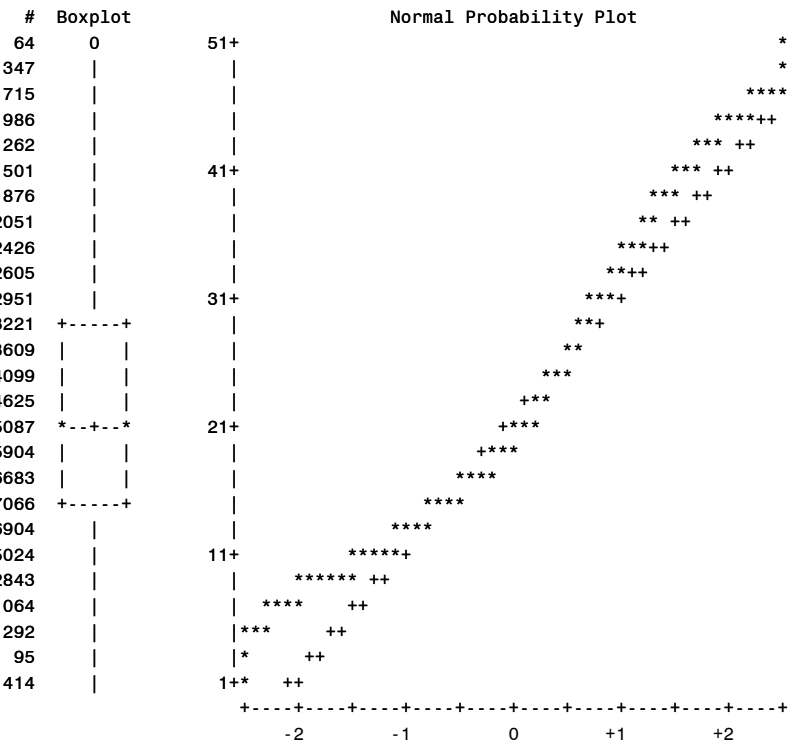
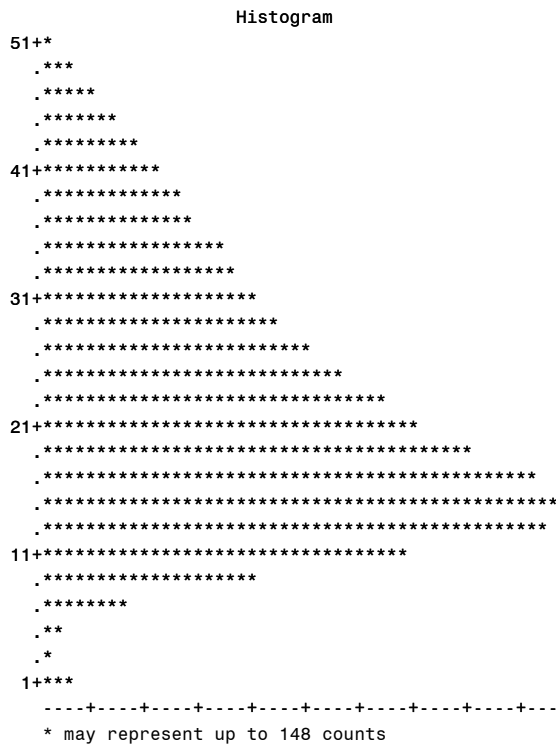
RAW_SCORE		Freq	Cum. Freq	Percent	Cum. Percent
0	*****	1058	1058	1.00	1.00
1	*	46	1104	0.04	1.04
2	*	69	1173	0.07	1.11
3	*	92	1265	0.09	1.20
4	**	139	1404	0.13	1.33
5	***	202	1606	0.19	1.52
6	****	347	1953	0.33	1.85
7	*****	524	2477	0.50	2.34
8	*****	902	3379	0.85	3.20
9	*****	1410	4789	1.33	4.53
10	*****	2079	6868	1.97	6.50
11	*****	2758	9626	2.61	9.11
12	*****	3439	13065	3.26	12.37
13	*****	3951	17016	3.74	16.11
14	*****	4315	21331	4.08	20.19
15	*****	4471	25802	4.23	24.42
16	*****	4570	30372	4.33	28.75
17	*****	4187	34559	3.96	32.71
18	*****	4087	38646	3.87	36.58
19	*****	3766	42412	3.56	40.15
20	*****	3649	46061	3.45	43.60
21	*****	3429	49490	3.25	46.85
22	*****	3139	52629	2.97	49.82
23	*****	2988	55617	2.83	52.64
24	*****	2948	58565	2.79	55.44
25	*****	2758	61323	2.61	58.05
26	*****	2604	63927	2.46	60.51
27	*****	2611	66538	2.47	62.98
28	*****	2593	69131	2.45	65.44
29	*****	2371	71502	2.24	67.68
30	*****	2305	73807	2.18	69.86
31	*****	2287	76094	2.16	72.03
32	*****	2253	78347	2.13	74.16
33	*****	2150	80497	2.04	76.20
34	*****	2012	82509	1.90	78.10
35	*****	1955	84464	1.85	79.95
36	*****	1887	86351	1.79	81.74
37	*****	1840	88191	1.74	83.48
38	*****	1769	89960	1.67	85.15
39	*****	1683	91643	1.59	86.75
40	*****	1712	93355	1.62	88.37
41	*****	1602	94957	1.52	89.88
42	*****	1625	96582	1.54	91.42
43	*****	1434	98016	1.36	92.78
44	*****	1372	99388	1.30	94.08
45	*****	1290	100678	1.22	95.30
46	*****	1184	101862	1.12	96.42
47	*****	1082	102944	1.02	97.44
48	*****	900	103844	0.85	98.29
49	*****	769	104613	0.73	99.02
50	*****	556	105169	0.53	99.55
51	***	327	105496	0.31	99.86
52	**	150	105646	0.14	100.00



DESCRIPTIVE STATISTICS - RAW SCORES  
 EOC SPRING 2011  
 ALGEBRA II  
 ALL STUDENTS

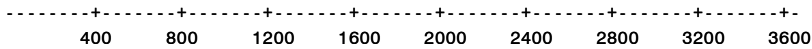
N	73714	Median	20.00
Mean	21.80	Variance	100.05
Std deviation	10.00	Kurtosis	-0.3494
Skewness	0.6042	Std Error Mean	0.0368
Mode	14.00	Interquartile Range	14.00
Range	50.00		

Quantile	Estimate
100% Max	50
99%	46
95%	41
90%	37
75% Q3	28
50% Median	20
25% Q1	14
10%	11
5%	9
1%	5
0% Min	0



FREQUENCY DISTRIBUTION - RAW SCORES  
EOC SPRING 2011  
ALGEBRA II  
ALL STUDENTS

RAW_SCORE		Freq	Cum. Freq	Percent	Cum. Percent
0	*****	385	385	0.52	0.52
1	*	29	414	0.04	0.56
2	*	31	445	0.04	0.60
3	*	64	509	0.09	0.69
4	**	94	603	0.13	0.82
5	****	198	801	0.27	1.09
6	*****	380	1181	0.52	1.60
7	*****	684	1865	0.93	2.53
8	*****	1151	3016	1.56	4.09
9	*****	1692	4708	2.30	6.39
10	*****	2213	6921	3.00	9.39
11	*****	2811	9732	3.81	13.20
12	*****	3262	12994	4.43	17.63
13	*****	3642	16636	4.94	22.57
14	*****	3646	20282	4.95	27.51
15	*****	3420	23702	4.64	32.15
16	*****	3498	27200	4.75	36.90
17	*****	3185	30385	4.32	41.22
18	*****	3065	33450	4.16	45.38
19	*****	2839	36289	3.85	49.23
20	*****	2661	38950	3.61	52.84
21	*****	2426	41376	3.29	56.13
22	*****	2425	43801	3.29	59.42
23	*****	2200	46001	2.98	62.40
24	*****	2098	48099	2.85	65.25
25	*****	2001	50100	2.71	67.97
26	*****	1859	51959	2.52	70.49
27	*****	1750	53709	2.37	72.86
28	*****	1672	55381	2.27	75.13
29	*****	1549	56930	2.10	77.23
30	*****	1509	58439	2.05	79.28
31	*****	1442	59881	1.96	81.23
32	*****	1338	61219	1.82	83.05
33	*****	1267	62486	1.72	84.77
34	*****	1223	63709	1.66	86.43
35	*****	1203	64912	1.63	88.06
36	*****	1030	65942	1.40	89.46
37	*****	1021	66963	1.39	90.84
38	*****	976	67939	1.32	92.17
39	*****	900	68839	1.22	93.39
40	*****	776	69615	1.05	94.44
41	*****	725	70340	0.98	95.42
42	*****	687	71027	0.93	96.35
43	*****	575	71602	0.78	97.13
44	*****	527	72129	0.71	97.85
45	*****	459	72588	0.62	98.47
46	*****	400	72988	0.54	99.02
47	****	315	73303	0.43	99.44
48	****	199	73502	0.27	99.71
49	***	148	73650	0.20	99.91
50	*	64	73714	0.09	100.00

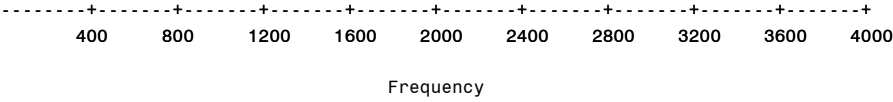


Frequency



FREQUENCY DISTRIBUTION - RAW SCORES  
EOC SPRING 2011  
BIOLOGY  
ALL STUDENTS

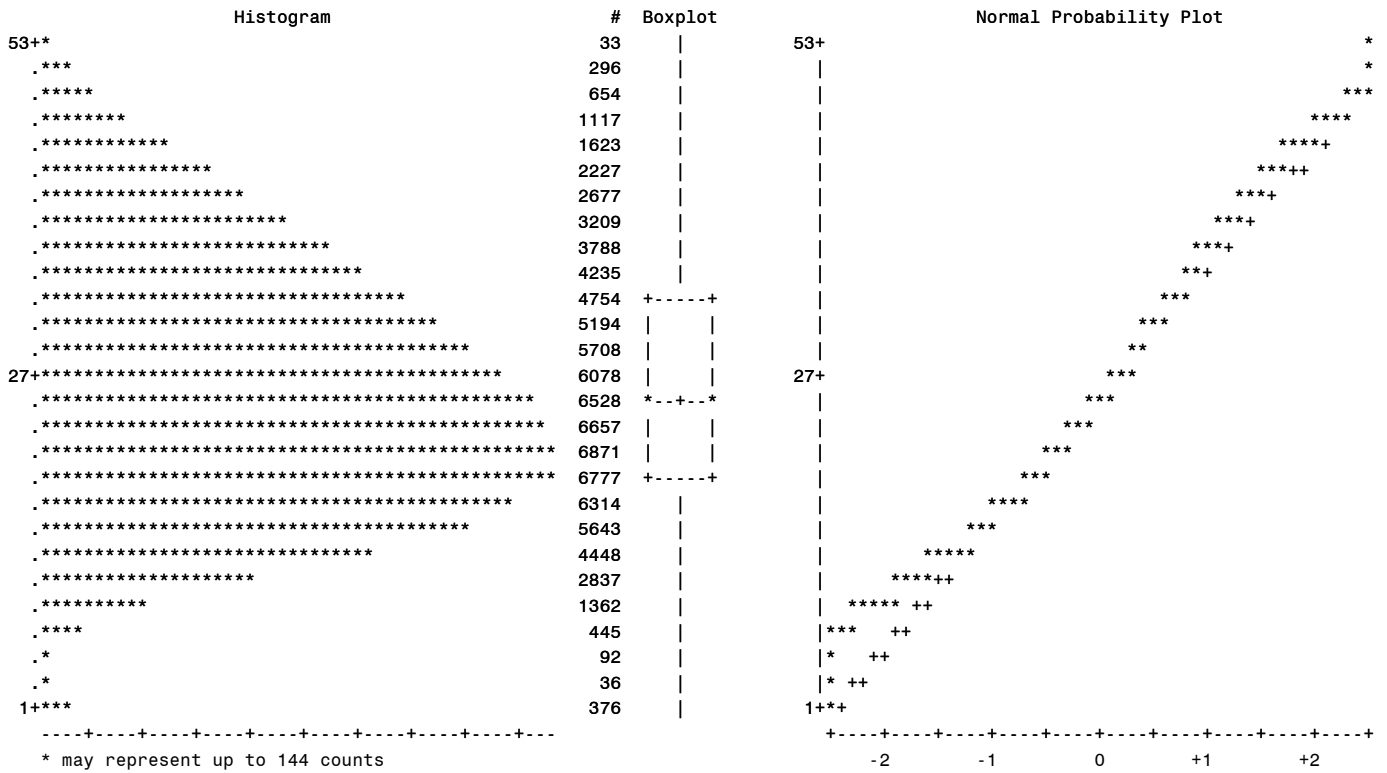
RAW_SCORE		Freq	Cum. Freq	Percent	Cum. Percent
0	*****	465	465	0.35	0.35
1		18	483	0.01	0.36
2		16	499	0.01	0.37
3		16	515	0.01	0.38
4	*	28	543	0.02	0.41
5	*	43	586	0.03	0.44
6	*	68	654	0.05	0.49
7	**	124	778	0.09	0.58
8	*****	286	1064	0.21	0.79
9	*****	415	1479	0.31	1.10
10	*****	673	2152	0.50	1.61
11	*****	1034	3186	0.77	2.38
12	*****	1468	4654	1.10	3.47
13	*****	1863	6517	1.39	4.86
14	*****	2110	8627	1.57	6.44
15	*****	2563	11190	1.91	8.35
16	*****	2830	14020	2.11	10.46
17	*****	3131	17151	2.34	12.80
18	*****	3246	20397	2.42	15.22
19	*****	3437	23834	2.57	17.79
20	*****	3347	27181	2.50	20.29
21	*****	3714	30895	2.77	23.06
22	*****	3594	34489	2.68	25.74
23	*****	3802	38291	2.84	28.58
24	*****	3778	42069	2.82	31.40
25	*****	3780	45849	2.82	34.22
26	*****	3945	49794	2.94	37.16
27	*****	3934	53728	2.94	40.10
28	*****	3869	57597	2.89	42.99
29	*****	3963	61560	2.96	45.94
30	*****	3944	65504	2.94	48.89
31	*****	4015	69519	3.00	51.88
32	*****	3852	73371	2.87	54.76
33	*****	3833	77204	2.86	57.62
34	*****	3872	81076	2.89	60.51
35	*****	4013	85089	2.99	63.50
36	*****	3834	88923	2.86	66.36
37	*****	3745	92668	2.79	69.16
38	*****	3844	96512	2.87	72.03
39	*****	3701	100213	2.76	74.79
40	*****	3584	103797	2.67	77.47
41	*****	3604	107401	2.69	80.15
42	*****	3393	110794	2.53	82.69
43	*****	3317	114111	2.48	85.16
44	*****	3093	117204	2.31	87.47
45	*****	2933	120137	2.19	89.66
46	*****	2644	122781	1.97	91.63
47	*****	2479	125260	1.85	93.48
48	*****	2130	127390	1.59	95.07
49	*****	1909	129299	1.42	96.50
50	*****	1615	130914	1.21	97.70
51	*****	1370	132284	1.02	98.73
52	*****	954	133238	0.71	99.44
53	*****	529	133767	0.39	99.83
54	*****	225	133992	0.17	100.00



DESCRIPTIVE STATISTICS - RAW SCORES  
 EOC SPRING 2011  
 CHEMISTRY  
 ALL STUDENTS

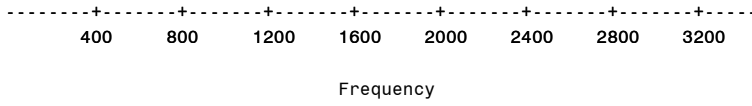
N	89979	Median	24.00
Mean	25.37	Variance	95.95
Std deviation	9.80	Kurtosis	-0.5484
Skewness	0.2801	Std Error Mean	0.0327
Mode	21.00	Interquartile Range	14.00
Range	52.00		

Quantile	Estimate
100% Max	52
99%	48
95%	43
90%	39
75% Q3	32
50% Median	24
25% Q1	18
10%	13
5%	11
1%	7
0% Min	0



FREQUENCY DISTRIBUTION - RAW SCORES  
EOC SPRING 2011  
CHEMISTRY  
ALL STUDENTS

RAW_SCORE		Freq	Cum. Freq	Percent	Cum. Percent
0	*****	367	367	0.41	0.41
1		9	376	0.01	0.42
2		19	395	0.02	0.44
3		17	412	0.02	0.46
4	*	27	439	0.03	0.49
5	*	65	504	0.07	0.56
6	***	163	667	0.18	0.74
7	*****	282	949	0.31	1.05
8	*****	489	1438	0.54	1.60
9	*****	873	2311	0.97	2.57
10	*****	1195	3506	1.33	3.90
11	*****	1642	5148	1.82	5.72
12	*****	2077	7225	2.31	8.03
13	*****	2371	9596	2.64	10.66
14	*****	2698	12294	3.00	13.66
15	*****	2945	15239	3.27	16.94
16	*****	3125	18364	3.47	20.41
17	*****	3189	21553	3.54	23.95
18	*****	3424	24977	3.81	27.76
19	*****	3353	28330	3.73	31.49
20	*****	3416	31746	3.80	35.28
21	*****	3455	35201	3.84	39.12
22	*****	3345	38546	3.72	42.84
23	*****	3312	41858	3.68	46.52
24	*****	3267	45125	3.63	50.15
25	*****	3261	48386	3.62	53.77
26	*****	3096	51482	3.44	57.22
27	*****	2982	54464	3.31	60.53
28	*****	2869	57333	3.19	63.72
29	*****	2839	60172	3.16	66.87
30	*****	2717	62889	3.02	69.89
31	*****	2477	65366	2.75	72.65
32	*****	2446	67812	2.72	75.36
33	*****	2308	70120	2.57	77.93
34	*****	2167	72287	2.41	80.34
35	*****	2068	74355	2.30	82.64
36	*****	2004	76359	2.23	84.86
37	*****	1784	78143	1.98	86.85
38	*****	1697	79840	1.89	88.73
39	*****	1512	81352	1.68	90.41
40	*****	1336	82688	1.48	91.90
41	*****	1341	84029	1.49	93.39
42	*****	1201	85230	1.33	94.72
43	*****	1026	86256	1.14	95.86
44	*****	869	87125	0.97	96.83
45	*****	754	87879	0.84	97.67
46	*****	617	88496	0.69	98.35
47	*****	500	88996	0.56	98.91
48	*****	364	89360	0.40	99.31
49	*****	290	89650	0.32	99.63
50	****	190	89840	0.21	99.85
51	**	106	89946	0.12	99.96
52	*	33	89979	0.04	100.00

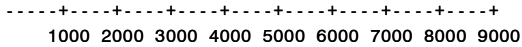






FREQUENCY DISTRIBUTION - RAW SCORES  
 EOC SPRING 2011  
 PHYSICS  
 ALL STUDENTS

RAW_SCORE		Freq	Cum. Freq	Percent	Cum. Percent
0	****	725	725	0.42	0.42
1		40	765	0.02	0.44
2		61	826	0.04	0.48
3		93	919	0.05	0.53
4	*	198	1117	0.11	0.65
5	***	584	1701	0.34	0.99
6	****	899	2600	0.52	1.51
7	*****	1625	4225	0.94	2.45
8	*****	2566	6791	1.49	3.93
9	*****	3994	10785	2.31	6.25
10	*****	5206	15991	3.02	9.26
11	*****	6707	22698	3.89	13.15
12	*****	7680	30378	4.45	17.60
13	*****	8601	38979	4.98	22.58
14	*****	8924	47903	5.17	27.75
15	*****	8804	56707	5.10	32.85
16	*****	8612	65319	4.99	37.84
17	*****	8012	73331	4.64	42.48
18	*****	7603	80934	4.40	46.88
19	*****	7065	87999	4.09	50.98
20	*****	6449	94448	3.74	54.71
21	*****	6215	100663	3.60	58.31
22	*****	5804	106467	3.36	61.67
23	*****	5209	111676	3.02	64.69
24	*****	4934	116610	2.86	67.55
25	*****	4743	121353	2.75	70.30
26	*****	4440	125793	2.57	72.87
27	*****	4152	129945	2.41	75.27
28	*****	3724	133669	2.16	77.43
29	*****	3630	137299	2.10	79.53
30	*****	3461	140760	2.00	81.54
31	*****	3267	144027	1.89	83.43
32	*****	2980	147007	1.73	85.16
33	*****	2861	149868	1.66	86.81
34	*****	2693	152561	1.56	88.37
35	*****	2496	155057	1.45	89.82
36	*****	2264	157321	1.31	91.13
37	*****	2087	159408	1.21	92.34
38	*****	2023	161431	1.17	93.51
39	*****	1763	163194	1.02	94.53
40	*****	1721	164915	1.00	95.53
41	*****	1496	166411	0.87	96.40
42	*****	1301	167712	0.75	97.15
43	*****	1121	168833	0.65	97.80
44	*****	999	169832	0.58	98.38
45	****	883	170715	0.51	98.89
46	****	714	171429	0.41	99.30
47	***	537	171966	0.31	99.61
48	**	384	172350	0.22	99.84
49	*	208	172558	0.12	99.96
50		73	172631	0.04	100.00

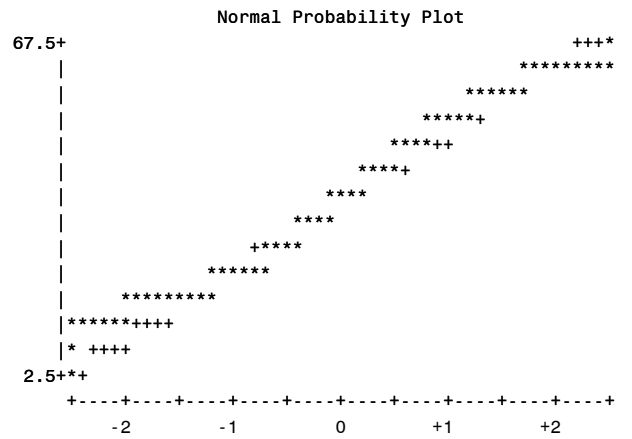



Frequency

DESCRIPTIVE STATISTICS - RAW SCORES  
 EOC SPRING 2011  
 U.S. HISTORY  
 ALL STUDENTS

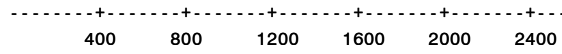
N	95679	Median	35.00
Mean	36.18	Variance	183.04
Std deviation	13.53	Kurtosis	-0.8292
Skewness	0.1162	Std Error Mean	0.0437
Mode	24.00	Interquartile Range	22.00
Range	68.00		

Quantile	Estimate
100% Max	68
99%	64
95%	59
90%	55
75% Q3	47
50% Median	35
25% Q1	25
10%	19
5%	16
1%	12
0% Min	0



FREQUENCY DISTRIBUTION - RAW SCORES  
 EOC SPRING 2011  
 U.S. HISTORY  
 ALL STUDENTS

RAW_SCORE		Freq	Cum. Freq	Percent	Cum. Percent
0	*****	453	453	0.47	0.47
1		7	460	0.01	0.48
2		11	471	0.01	0.49
3		12	483	0.01	0.50
4		12	495	0.01	0.52
5		14	509	0.01	0.53
6	*	25	534	0.03	0.56
7	*	26	560	0.03	0.59
8	*	42	602	0.04	0.63
9	*	51	653	0.05	0.68
10	**	108	761	0.11	0.80
11	***	172	933	0.18	0.98
12	*****	316	1249	0.33	1.31
13	*****	450	1699	0.47	1.78
14	*****	736	2435	0.77	2.54
15	*****	1020	3455	1.07	3.61
16	*****	1421	4876	1.49	5.10
17	*****	1648	6524	1.72	6.82
18	*****	1899	8423	1.98	8.80
19	*****	2090	10513	2.18	10.99
20	*****	2254	12767	2.36	13.34
21	*****	2337	15104	2.44	15.79
22	*****	2513	17617	2.63	18.41
23	*****	2555	20172	2.67	21.08
24	*****	2556	22728	2.67	23.75
25	*****	2476	25204	2.59	26.34
26	*****	2461	27665	2.57	28.91
27	*****	2498	30163	2.61	31.53
28	*****	2281	32444	2.38	33.91
29	*****	2259	34703	2.36	36.27
30	*****	2259	36962	2.36	38.63
31	*****	2299	39261	2.40	41.03
32	*****	2209	41470	2.31	43.34
33	*****	2165	43635	2.26	45.61
34	*****	2184	45819	2.28	47.89
35	*****	2186	48005	2.28	50.17
36	*****	2144	50149	2.24	52.41
37	*****	2135	52284	2.23	54.65
38	*****	2154	54438	2.25	56.90
39	*****	2141	56579	2.24	59.13
40	*****	2102	58681	2.20	61.33
41	*****	2026	60707	2.12	63.45
42	*****	2074	62781	2.17	65.62
43	*****	2075	64856	2.17	67.78
44	*****	2020	66876	2.11	69.90
45	*****	1994	68870	2.08	71.98
46	*****	2061	70931	2.15	74.13
47	*****	2014	72945	2.10	76.24
48	*****	1878	74823	1.96	78.20
49	*****	1802	76625	1.88	80.09
50	*****	1869	78494	1.95	82.04
51	*****	1837	80331	1.92	83.96
52	*****	1703	82034	1.78	85.74
53	*****	1738	83772	1.82	87.56
54	*****	1553	85325	1.62	89.18
55	*****	1476	86801	1.54	90.72
56	*****	1393	88194	1.46	92.18
57	*****	1303	89497	1.36	93.54
58	*****	1177	90674	1.23	94.77
59	*****	1059	91733	1.11	95.88
60	*****	938	92671	0.98	96.86
61	*****	781	93452	0.82	97.67
62	*****	657	94109	0.69	98.36
63	*****	542	94651	0.57	98.93
64	*****	399	95050	0.42	99.34
65	*****	316	95366	0.33	99.67
66	***	168	95534	0.18	99.85
67	**	111	95645	0.12	99.96
68	*	34	95679	0.04	100.00



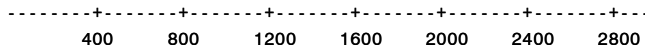
400 800 1200 1600 2000 2400

Frequency



FREQUENCY DISTRIBUTION - RAW SCORES  
 EOC SPRING 2011  
 WORLD GEOGRAPHY  
 ALL STUDENTS

RAW_SCORE		Freq	Cum. Freq	Percent	Cum. Percent
0	*****	453	453	0.38	0.38
1		8	461	0.01	0.39
2		6	467	0.01	0.39
3		5	472	0.00	0.40
4		13	485	0.01	0.41
5		6	491	0.01	0.41
6		6	497	0.01	0.42
7		24	521	0.02	0.44
8		15	536	0.01	0.45
9	*	31	567	0.03	0.48
10	*	63	630	0.05	0.53
11	**	105	735	0.09	0.62
12	***	163	898	0.14	0.75
13	*****	262	1160	0.22	0.97
14	*****	391	1551	0.33	1.30
15	*****	605	2156	0.51	1.81
16	*****	720	2876	0.60	2.41
17	*****	918	3794	0.77	3.18
18	*****	1164	4958	0.98	4.16
19	*****	1398	6356	1.17	5.33
20	*****	1537	7893	1.29	6.62
21	*****	1773	9666	1.49	8.11
22	*****	1993	11659	1.67	9.78
23	*****	2063	13722	1.73	11.51
24	*****	2179	15901	1.83	13.34
25	*****	2301	18202	1.93	15.27
26	*****	2272	20474	1.91	17.18
27	*****	2448	22922	2.05	19.23
28	*****	2418	25340	2.03	21.26
29	*****	2448	27788	2.05	23.31
30	*****	2544	30332	2.13	25.45
31	*****	2574	32906	2.16	27.61
32	*****	2524	35430	2.12	29.73
33	*****	2549	37979	2.14	31.86
34	*****	2531	40510	2.12	33.99
35	*****	2495	43005	2.09	36.08
36	*****	2546	45551	2.14	38.22
37	*****	2592	48143	2.17	40.39
38	*****	2640	50783	2.21	42.61
39	*****	2531	53314	2.12	44.73
40	*****	2677	55991	2.25	46.98
41	*****	2633	58624	2.21	49.18
42	*****	2641	61265	2.22	51.40
43	*****	2632	63897	2.21	53.61
44	*****	2615	66512	2.19	55.80
45	*****	2727	69239	2.29	58.09
46	*****	2739	71978	2.30	60.39
47	*****	2730	74708	2.29	62.68
48	*****	2737	77445	2.30	64.98
49	*****	2649	80094	2.22	67.20
50	*****	2793	82887	2.34	69.54
51	*****	2816	85703	2.36	71.90
52	*****	2806	88509	2.35	74.26
53	*****	2957	91466	2.48	76.74
54	*****	2844	94310	2.39	79.13
55	*****	2830	97140	2.37	81.50
56	*****	2825	99965	2.37	83.87
57	*****	2748	102713	2.31	86.18
58	*****	2715	105428	2.28	88.45
59	*****	2594	108022	2.18	90.63
60	*****	2368	110390	1.99	92.62
61	*****	2205	112595	1.85	94.47
62	*****	1867	114462	1.57	96.03
63	*****	1579	116041	1.32	97.36
64	*****	1313	117354	1.10	98.46
65	*****	901	118255	0.76	99.21
66	*****	555	118810	0.47	99.68
67	*****	302	119112	0.25	99.93
68	**	79	119191	0.07	100.00



400 800 1200 1600 2000 2400 2800

Frequency