



Houston ISD & TEA Intervention History

HB1842 Passed in 2015

2015



HB 1842 Enacted

Before HB 1842	After HB 1842
<ul style="list-style-type: none">• After 2 consecutive years of unacceptable performance, the campus must reconstitute and develop an updated targeted improvement plan• If the commissioner determines the campus is not fully implementing the updated targeted improvement plan, the commissioner MAY order repurposing of the campus, alternative management of the campus, or closure of the campus.	<ul style="list-style-type: none">• After 2 consecutive years of unacceptable performance, the campus must prepare a campus turnaround plan and develop an updated targeted improvement plan• Upon rejection of a turnaround plan, the commissioner SHALL either appoint a board of managers for the district, alternative management of the campus, or order the closure of the campus.
<ul style="list-style-type: none">• After 7 consecutive years of unacceptable performance, the commissioner SHALL order the repurposing of the campus, alternative management of the campus, or closure of the campus.	<ul style="list-style-type: none">• After 5 consecutive years of unacceptable performance, the commissioner SHALL appoint a board of managers for the district or order the closure of the campus

7

Kashmere H.S. has 7 consecutive unacceptable performance ratings

5

Wheatley H.S. has 5 consecutive unacceptable performance ratings

38

38 total campuses received unacceptable academic ratings

14

14 campuses received unacceptable ratings for three or more years

TEA appoints conservator to address academic concerns at Kashmere H.S.

11

With Conservator, Kashmere receives acceptable rating for first time in 11 years

7

Wheatley H.S. reaches 7 consecutive unacceptable ratings

50

50 schools received a D/F rating

7

7 schools received unacceptable performance ratings for at least two consecutive years



TEA concludes investigation into board member malfeasance

(1) Board majority violated Open Meetings Act

- Board majority met with an interim superintendent candidate at a Houston-area restaurant about replacing then-interim supt.
-

(2) Board members violated the Texas Education Code by frequently exceeding their authority

(3) Board members violated Texas procurement law and Board policy

1

Special Investigation concluded that board members violated multiple laws

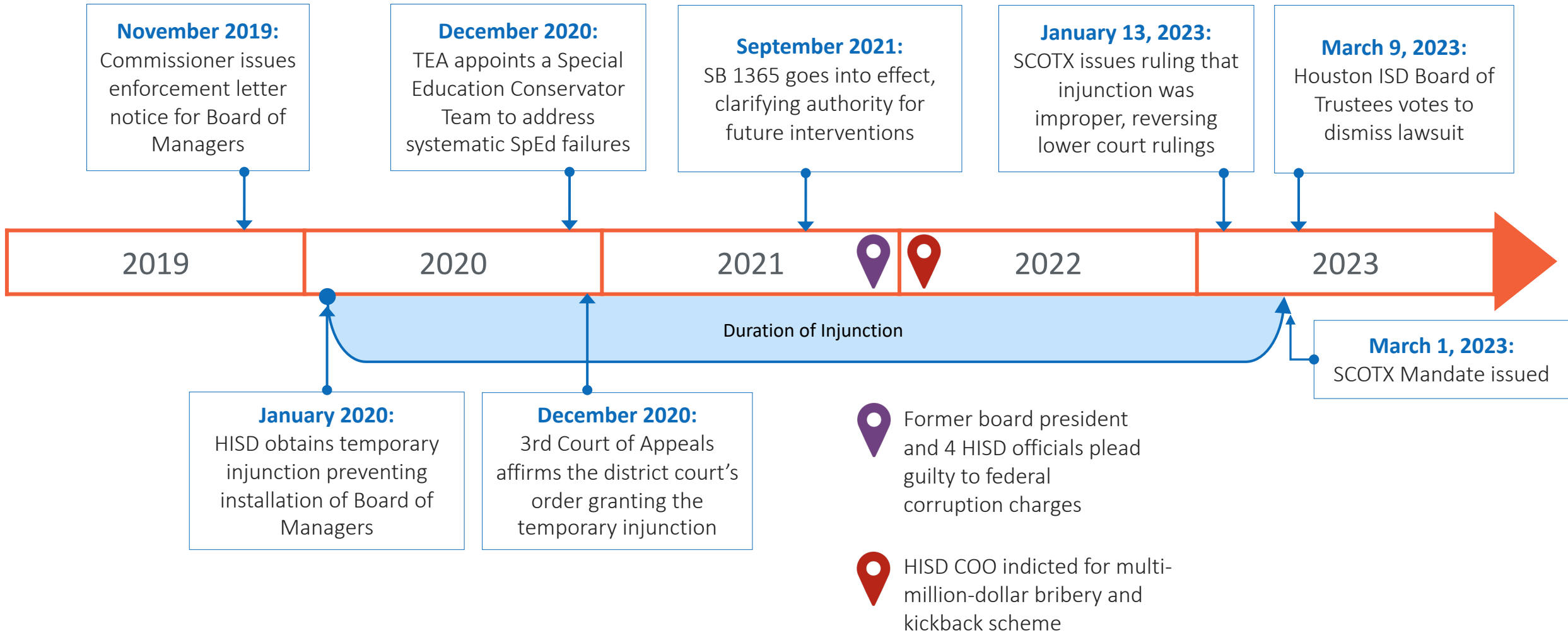
2

Conservator for Two Consecutive School Years

3

Five consecutive unacceptable ratings at Wheatley triggered MANDATORY action

Timeline since 2019



Reversed the lower court rulings

Vacated the temporary injunction

Addressed each basis for intervention

① Special Investigation

SCOTX ruled in TEA's favor

② Conservator for Two Years

SCOTX ruled in TEA's favor

③ Five years of Unacceptable Performance

Reversed lower court rulings, **confirmed commissioner's authority to act** but did not otherwise expressly rule

"[T]he District has not demonstrated a probable right to relief on the record as it stands, and thus **no basis exists** to continue the trial court's temporary injunction against the Commissioner's appointment of a board of managers."



Current State of the District: Data Summary

Houston ISD District Accountability 2019 vs 2022

Overall	2019		2022		Δ
	Scaled	Rating	Scaled	Rating	
	88	B	88	B	0

Domain 1: Student Achievement	2019		2022		Δ
	Scaled	Rating	Scaled	Rating	
	79	C	78	C	-1
CCMR 40%	2019		2022		Δ
	Scaled	Rating	Scaled	Rating	
	91	--	90	--	-1
Grad Rates 20%	2019		2022		Δ
	Scaled	Rating	Scaled	Rating	
	55	--	60	--	5
STAAR Performance 40%	2019		2022		Δ
	Scaled	Rating	Scaled	Rating	
	78	--	75	--	-3

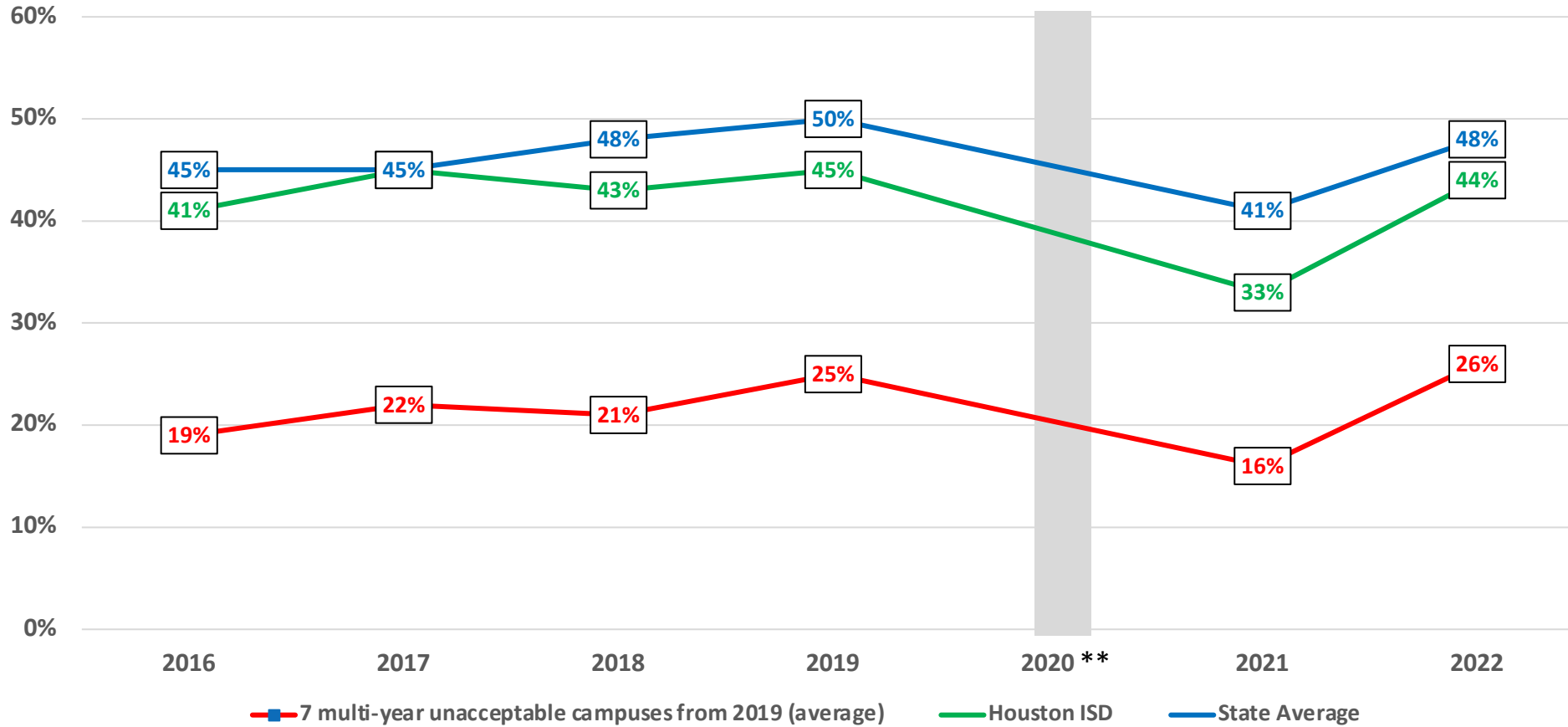
Domain 2: School Progress	Part A: Academic Growth				
	2019		2022		Δ
	Scaled	Rating	Scaled	Rating	
	76	C	91	A	15
Part B: Relative Performance	2019		2022		Δ
	Scaled	Rating	Scaled	Rating	
		90	A	89	B

Domain 3: Closing the Gaps	2019		2022		Δ
	Scaled	Rating	Scaled	Rating	
	84	B	86	B	2

Student achievement in Houston ISD is lower in 2022 than 2019.

Houston ISD as a system continues to allow chronically low achievement in some schools.

% Meets Grade Level on STAAR Average of reading and math

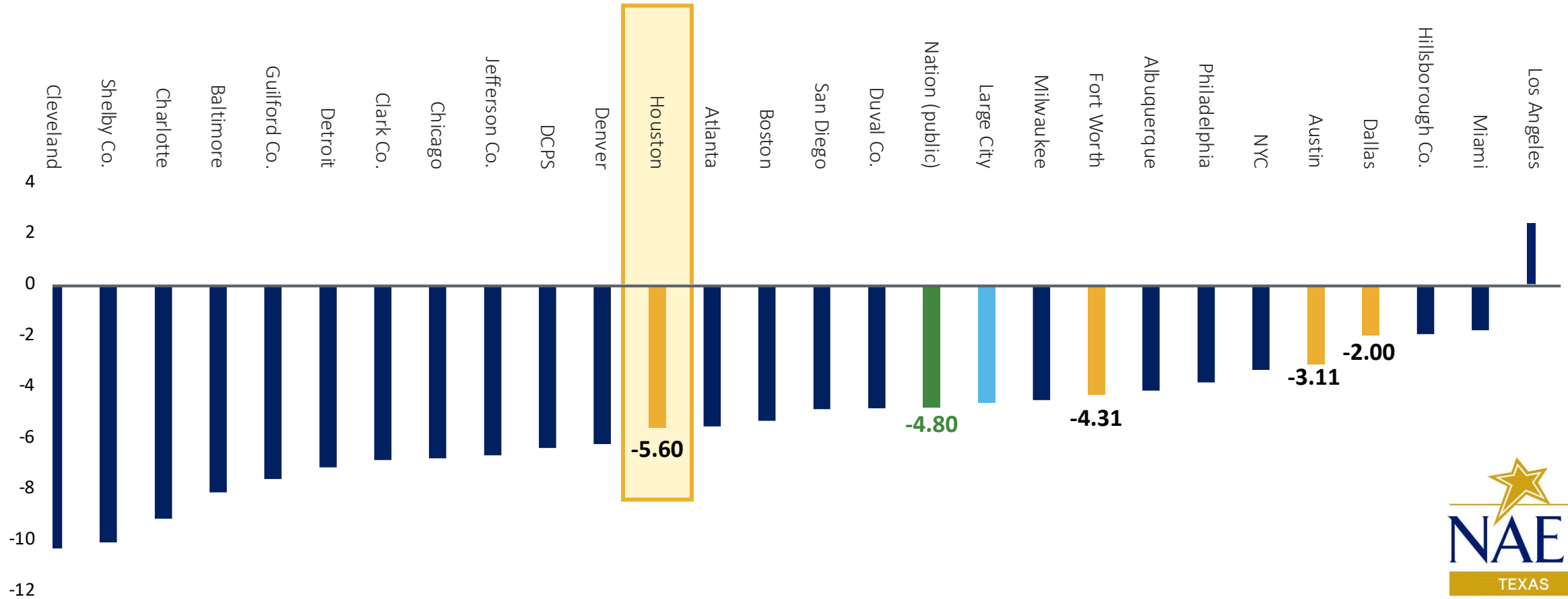


7 multi-year unacceptable campuses from 2019

- Highland Heights Elementary
- Marshall Elementary
- Attucks Middle School
- Henry Middle School
- Sugar Grove Academy
- North Forest High School
- Wheatley High School

Source: <https://tea.texas.gov/texas-schools/accountability/academic-accountability/performance-reporting/texas-academic-performance-reports>. Only includes students / tests in accountability subset. Average of reading and math on STAAR. **No STAAR tests were administered in 2020.

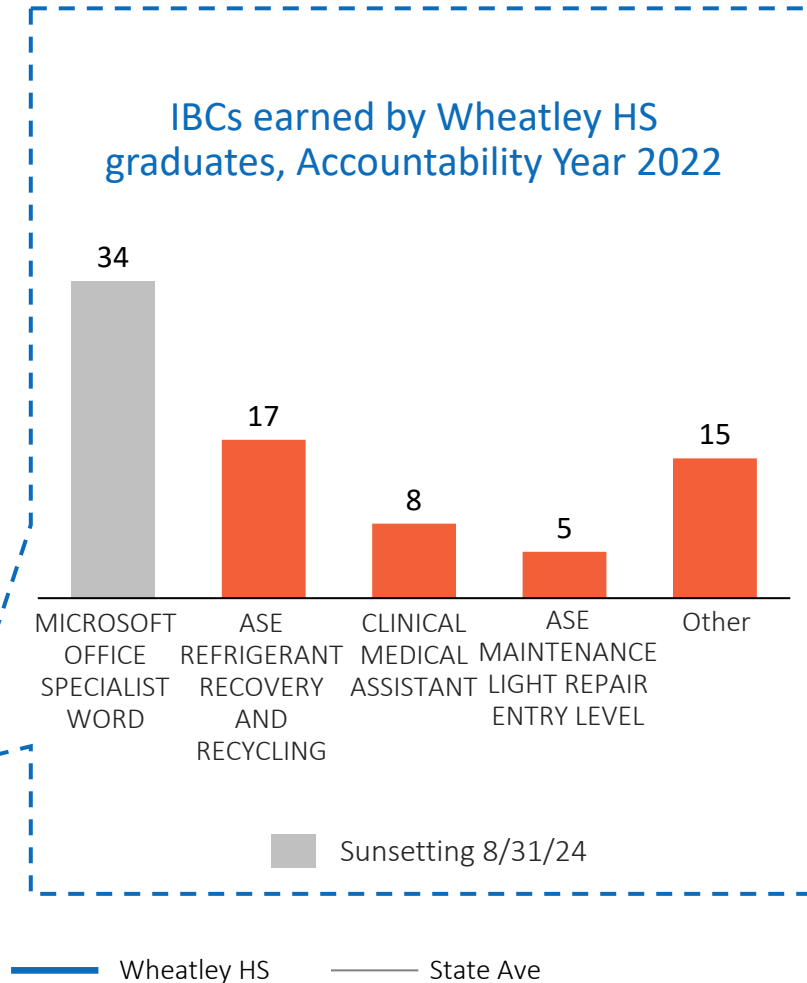
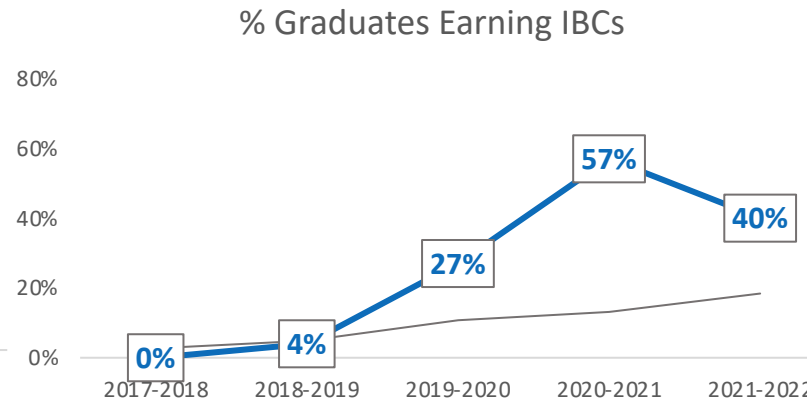
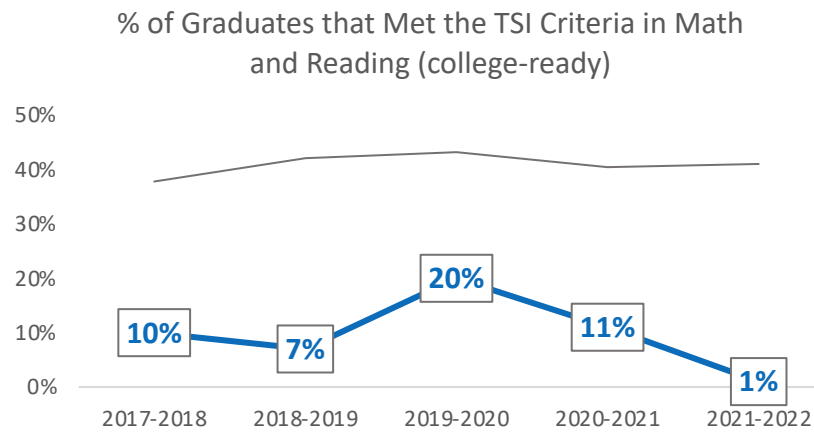
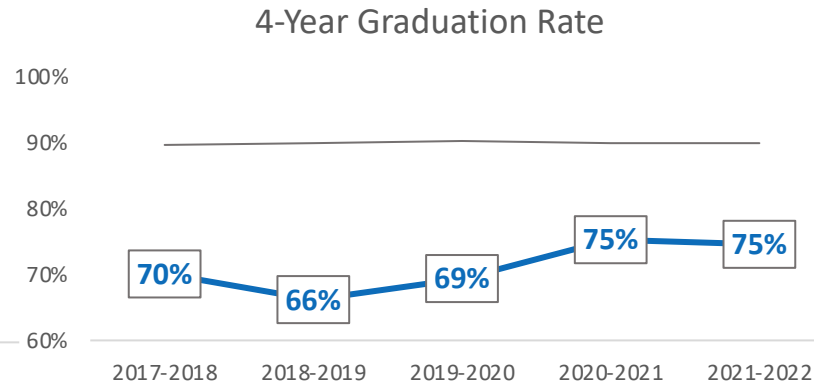
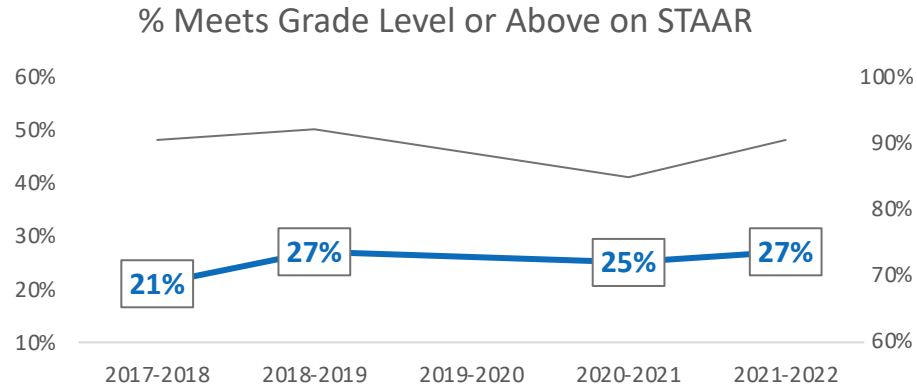
Houston ISD experienced the largest achievement decline of all Texas urban districts in the NAEP between 2019 and 2022



Scale score decline across an average of 4th & 8th grade reading & math on NAEP from 2019 to 2022

Wheatley student achievement growth driven primarily by a single Industry-Based Certification

Wheatley HS College and Career Readiness / STAAR performance, last 5 years

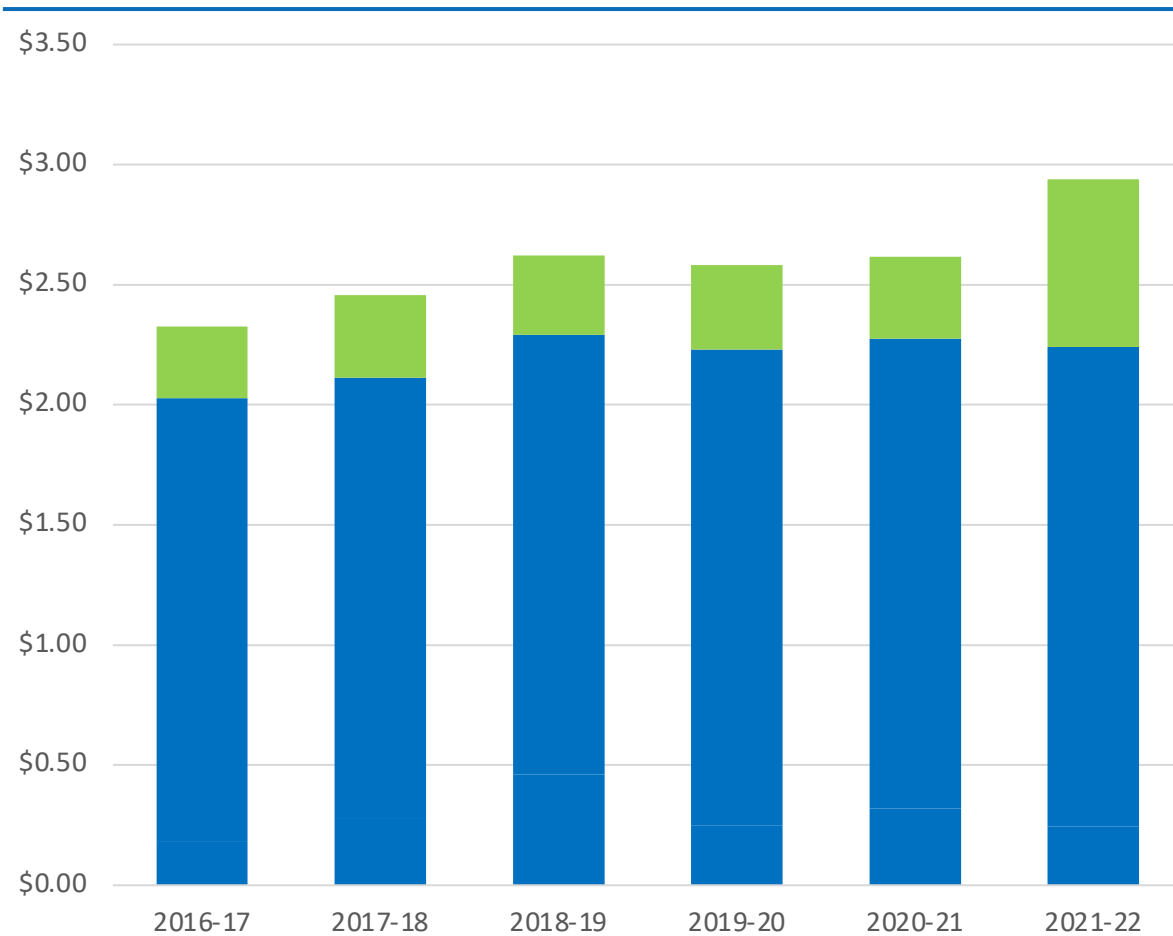


Source: txschools.gov and PEIMS data, pulled 10/28/2022. TSI and IBC percentages represent percent of graduating class. STAAR percentages represent percent of test submissions, across all subjects. Dates reflect accountability year; graduation and college and career readiness accountability indicators are lagged by one year – e.g. 2021-2022 accountability data is from 2020-2021 graduating class. IBCs with fewer than 5 earners grouped into “other” to protect student anonymity. Counts are counts of distinct IBCs earned; students may earn multiple IBCs.



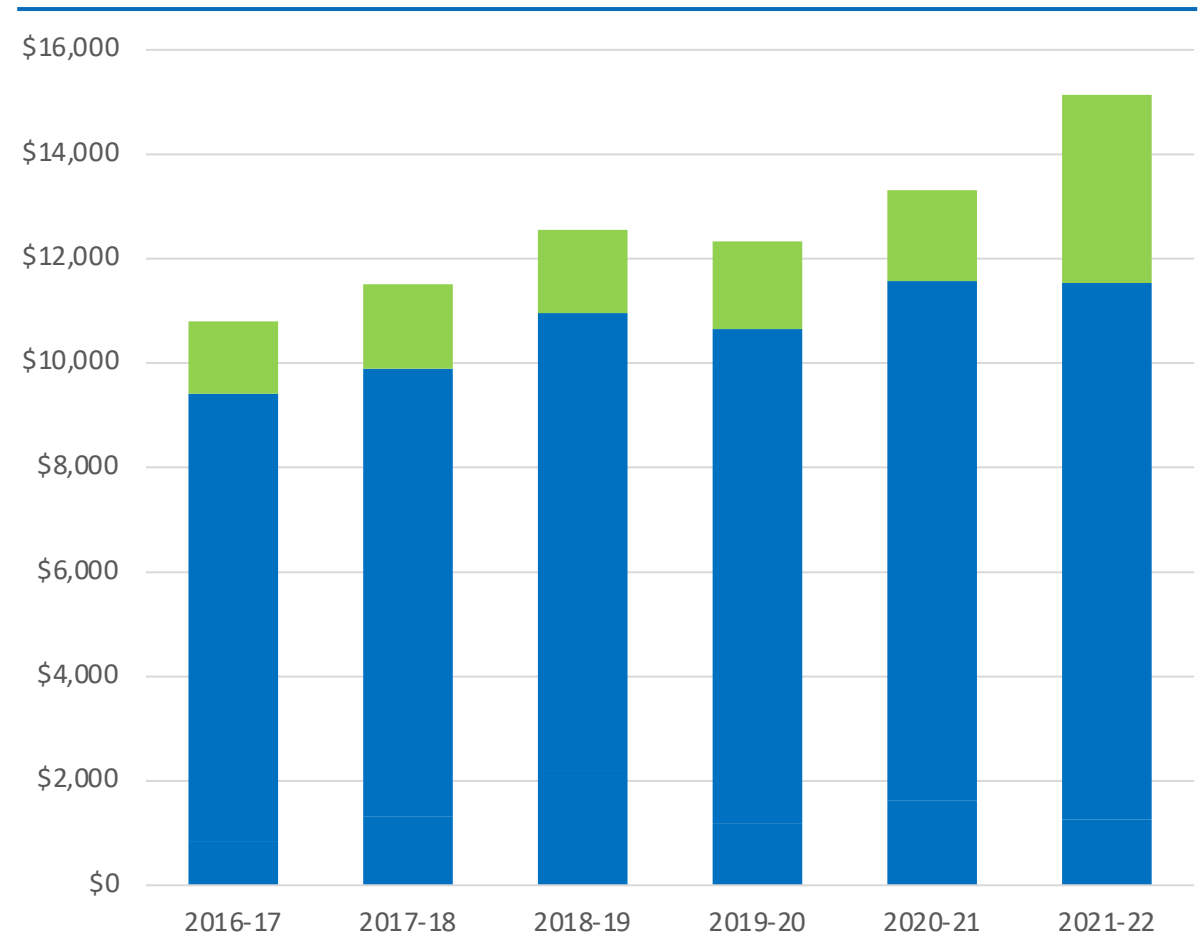
Total Annual District Funding

(inclusive of FSP and other funding authorized by the state legislature)



Total Annual Funding Per Enrolled Student

(inclusive of FSP and other funding authorized by the state legislature)



■ Total FSP and Related Funding
 ■ Total Federal Funding



Board of Managers Information

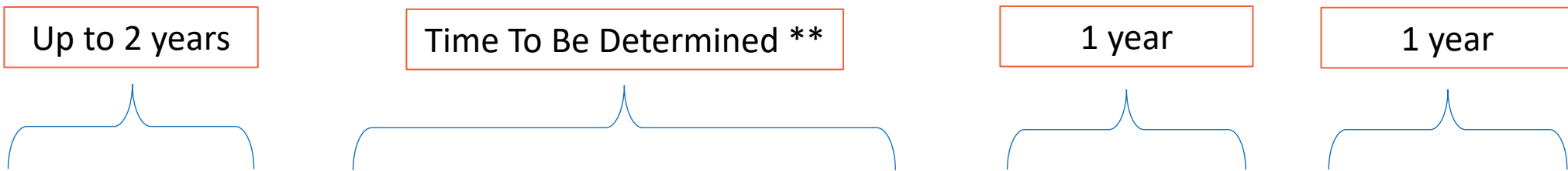
What is a Board of Managers?

- Appointed by TEA Commissioner
- Has the powers and duties of elected Board of Trustees
- Members live inside the boundaries of Houston ISD
- The local Board of Managers governs the district, not TEA
- Board of Managers appointments are not permanent

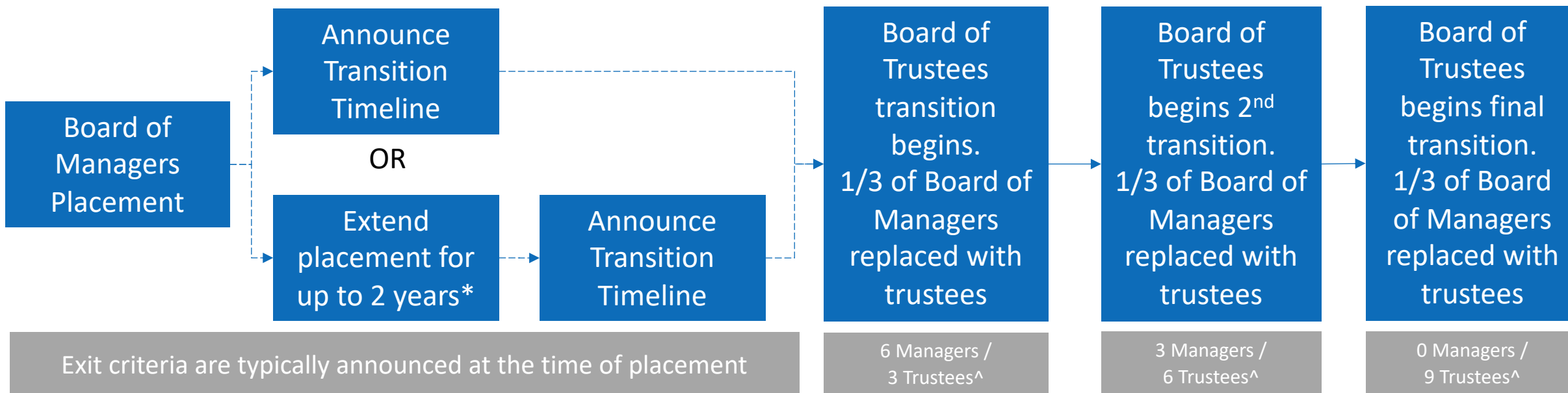
What happens to the elected board?

- Authority is removed but trustees remain elected officials
- Board elections continue; when Board of Managers are removed, elected Board resumes authority
- Houston ISD Board of Trustees to be invited to serve in advisory capacity to Board of Managers
- Houston ISD Board of Trustees to be invited to participate in community committees e.g., a bond advisory committee

Timeline for Return to Elected Trustee Control



Commissioner must:



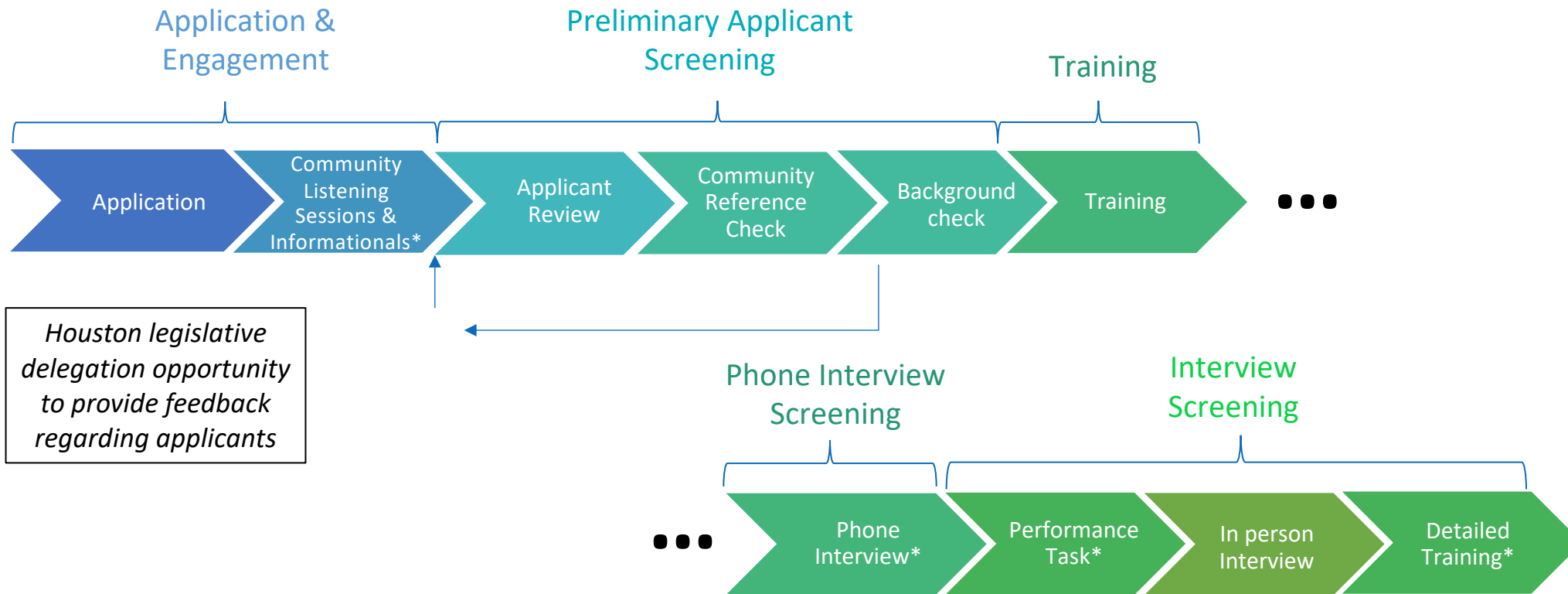
*Per Tex. Educ. Code § 39A.208(c), Commissioner’s decision to extend placement depends on local feedback as to whether sufficient academic progress has been made.

**Per Tex. Educ. Code § 39A.209(a), BOM required to continue until the campus which serves as a basis for the appointment has an acceptable academic performance rating for two consecutive years.

[^] Transition structure assumes 9-member board of managers

What is the process for appointing a Board of Managers?

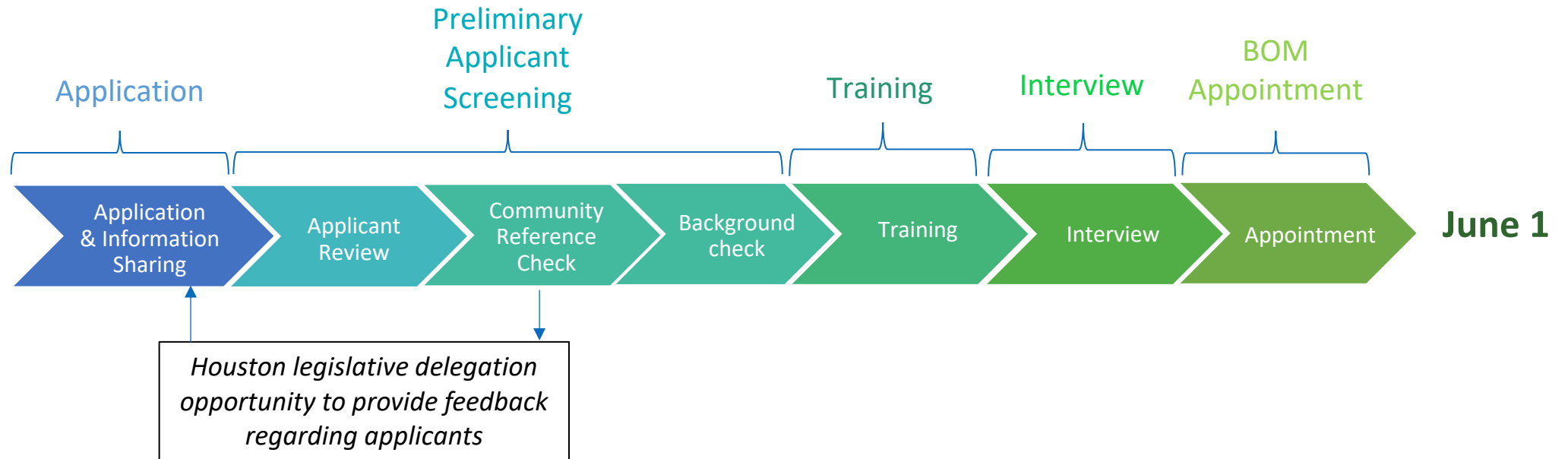
2019: Application & Selection Process



Houston legislative delegation opportunity to provide feedback regarding applicants

**Denotes components unique to the HISD application and selection process*

2023: Application & Selection Process to Build Upon Prior Efforts



Boards of Managers have improved student outcomes

Placements since 2000 for purposes of operating an ISD



	District	Reason for Intervention	Appointment Range		% Students Meet Grade Level* at Appointment	% Students Meet Grade Level* at Transition	Academic Change under BOM
Academic Interventions	Shepherd	Five consecutive unacceptable campus academic ratings	Nov 2019	Present	28%	35%	+ 7
	Marlin	Four consecutive unacceptable district academic ratings	Sep 2016	Present	12%	28%	+ 16
	El Paso	Academic malfeasance	Dec 2012	May 2015	30%	38%	+ 8
Non-Academic Interventions	Southside	Governance failures	Dec 2016	May 2022	24%	38%	+ 14
	Edgewood	Governance failures	Mar 2016	May 2020	24%	29%	+ 5
	Beaumont	Financial mismanagement	Apr 2014	Feb 2020	30%	30%	+ 0
	North Forest	Governance & financial mismanagement	Jul 2008	Nov 2010	69%	78%	+ 9

All Board of Managers placements in ISDs since 2000. Excludes temporary Board of Managers placements to facilitate consolidation in Wilmer Hutchins ISD (2006), Kendleton ISD (2010), North Forest ISD (2013), and La Marque ISD (2016). Excludes interventions that did not involve a final Board of Managers assignment.

**Source: Data from 2011 and earlier are from TAKS at the 'Met Standard' level, which is closer to the current Approaches Grade Level standard; 2012–2013 are from STAAR at the 'Final Level II' standard for all subjects.; 2014–2015 are from STAAR at the 'Postsecondary Readiness' standard in 'Two or More Subjects'; 2016 are from STAAR at the 'Meets Grade Level' standard in 'Two or More Subjects.' 2017 and later are from STAAR at the 'Meets Grade Level' standard for all subjects.*