

Spring 2024 STAAR Administration Recap



Spring 2024 STAAR Administration

Number of students taking a STAAR test at the same time (Tuesdays numbers)	Week	2023	2024
	1	747,468	585,490
	2	1,129,362	1,187,790
	3	963,034	876,544
	4	682,045	724,105

Testing Support Help Desk Tickets (Tuesdays numbers)	Week	2023	2024
	1	1,204	529
	2	1,609	1,682
	3	546	488
	4	341	333

- 2nd week of window administrations increased for all subjects.
- Tuesdays were the highest day of each week overall

- We've seen a decrease in Help Desk ticket volume, even on high concurrency days

Spring 2024 Early Results: The Quickest Way to Get Assessment Results



Spring '24 STAAR EOC Reporting Timeline

~10 working days before Preliminary Data Files

Early Results in Centralized Report System (CRS)
early test results to assist with local decisions

5/22

Preliminary Results Data File
Opportunity for school systems to make corrections

6/4 6/7

Family & Research Portals
Provide families & public with student results and resources

Final Results Data File
Final assessment data to be used for accountability reporting

7/10

May

June

July

5/30

Early Results in Centralized Report System (CRS)
early test results to assist with local decisions

6/11

Preliminary Results Data File
Opportunity for school systems to make corrections

6/14

Family & Research Portals
Provide families & public with student results and resources

7/19

Final Results Data File
Final assessment data to be used for accountability reporting

Spring '24 STAAR 3-8 Reporting Timeline


Spring 2024 Early Results

- Provides assessment results (raw/scale scores and item level information) through the Centralized Reporting System (CRS)
- Early results data files are also delivered to the superintendent and district testing coordinator's secure inbox
- Because it only contains information about the student test taken in spring '24, they can be produced about 10 days earlier than preliminary assessment data files

What can the Early Results in CRS be used for?

You can make decisions for -

- Graduation
- Summer School
- June STAAR EOC Assessments Re-testers
- HB 1416 requirements (Accelerated Instruction)
- Advanced Math pathways course assignment



NEW: Short “how-to” Video to Access Early Results

- To further support School Administrators access early results – TEA has produced the following video:



Scan and Share!



Spring 2024 STAAR Deliverables

Reporting component	Purpose	Description	Date Available
1. Early Results in Centralized Report System (CRS)	Provide school systems with early individual results.	CRS user interface allows district and campus staff to: <ul style="list-style-type: none"> • View disaggregated data by district, campus, or teacher roster • See how students answered each question 	<ul style="list-style-type: none"> •EOC – 5/22 •3-8 – 5/30
2. Preliminary Assessment Results (data files and standard reports)	Provide opportunity for school systems to make corrections before info is used for accountability reporting (CAF)	Preliminary data files for all assessments. Preliminary standard reports package includes: <ul style="list-style-type: none"> • Summary reports, campus rosters and student labels, • STAAR Report Cards (default online, paper only if LEA opts-in) • Item analysis reports (summary and student level) 	<ul style="list-style-type: none"> •EOC – 6/4 •3-8 – 6/11
3. Final Assessment Results (data files and standard reports)	Provide school systems with official final assessment records	Updated and finalized data files and standard reports package (see above)	<ul style="list-style-type: none"> •EOC – 7/10 •3-8 – 7/19
4. Family Portal	Provide families with student results and resources	Families can see their student’s results (including historical), how they answered each question, and resources tailored to their student	<ul style="list-style-type: none"> •EOC – 6/7 •3-8 – 6/14
5. Research Portal	Provide the public with aggregate assessment data	Anyone can access and download statewide, district, or campus data	<ul style="list-style-type: none"> •EOC – 6/7 •3-8 – 6/14

Spring 2024 Results for Families



The Family Portal for the Texas Assessment Program



- Provides parents and guardians access to their children's test results for STAAR, STAAR Alternate 2, TELPAS, and TELPAS Alternate.
- Allows easy access to their child's performance on each test.
- Fulfills district's reporting requirement under TAC [§101.3014\(b\)](#).

Available at TexasAssessment.gov.

The screenshot displays the Texas Assessment Family Portal interface. At the top, it says "Welcome, HOWELL WU" with student ID 5365118766 and date of birth 11/08/2007. Below this, it shows "HOWELL's Scores for 2022-2023 School Year" with sorting options and subject filters. The main content area lists three tests: STAAR U.S. History, STAAR English I, and STAAR Biology. Each test entry includes the student's most recent test name, the test window, a "Masters Grade Level" badge, and buttons to "View Detailed Report" and "Download Detailed Report".

Test Name	Most Recent Test	Test Window	Grade Level	View Report	Download Report
STAAR U.S. History	STAAR U.S. History	Summer 2023	Masters Grade Level	View Detailed Report	Download Detailed Report
STAAR English I	STAAR English I	Spring 2023	Masters Grade Level	View Detailed Report	Download Detailed Report
STAAR Biology	STAAR Biology	Spring 2023	Masters Grade Level	View Detailed Report	Download Detailed Report

Parents See What You See in the Centralized Reporting System (CRS)

For released STAAR assessments, parents can see:

- scale scores
- raw scores
- reporting category results
- student expectation tested
- each test question
- the correct answer
- rationales for correct/incorrect answers
- their child's answer, including constructed responses

Simply Me
by Andrea "Vocab" Sanderson

Verse 1

1 Woke up to an epiphany of who I've become:
The embodiment of my experiences,
coupled with temperance emanated into this song.

I know right where I belong.

5 Tucked underneath my skin is the perfect
blend: Grace, wisdom & certainty. My
affirmations match my expectations. My
whole body is an anthem. My heartbeat
keeps the drum. It's so amazing!

Verse 2

2

10 Feeling lush virtuosity. It's
amazing, the blend of fabric
woven meticulously.

I see the good in
me.

15 Natural beauty internally, it flows
through fluidly like fine linens of self-
love. Esteeming my heart in high regard
looking above fault lines. No more
earthquakes of criticism & critique.

20 Won't weigh myself against others.

I am
unique.

From SHE LIVES IN MUSIC by Andrea "Vocab" Sanderson, FlowerSong Books. Used by permission of FlowerSong Press.

16

Use "Simply Me" to answer the following question.
Read the question carefully. Then enter your answer in the box provided.
What do the single-sentence stanzas in the poem "Simply Me" help the reader understand? Support your answer with evidence from the poem.

[Rich text editor toolbar]

The single-sentence stanzas in the poem "Simply Me" help the reader understand the message about truly accepting oneself despite the flaws and imperfections. The one line stanza "I know right where I belong" emphasizes that the speaker is confident about themselves and is accepting of their strengths as well as weaknesses. The single-sentence stanzas all contain affirmations that justify the self-worth and confidence one should have in themselves.


Words 66 # Chars 453

Also Provides Parents With At-Home Resources


Resources To Help Your Child

[Strategies to Improve Your Child's Understanding](#) [College and Career Readiness](#) [Additional Resources](#)

Strategies to Improve Your Child's Understanding

 **Reading**

- Work with your child to read multiple fiction texts by the same author. Discuss and compare with your child the ideas, topics, and styles the author uses throughout his or her writing.
- Have your child read multiple accounts written by different authors of the same current or historical event. Then ask him or her to evaluate the way authors use language and rhetoric to advance an argument or viewpoint.

 **Writing**

- Ask your child to draft a proposal for his or her own television show, podcast, book, or movie. Have your child write a few paragraphs describing the idea, how it could be presented, and why it would appeal to an audience.
- Work with your child to review an essay that he or she has recently written. Have your child focus on adding or removing details to better support the thesis of his or her text. Discuss how to improve the writing by making interesting word choices and providing detailed descriptions.

Resources To Help Your Child

[Strategies to Improve Your Child's Understanding](#) [College and Career Readiness](#) [Additional Resources](#)

College and Career Readiness

Plan for College

Learning about Colleges and Degree Programs

- Attend a college and career fair to learn about colleges, degree programs, and admissions requirements.
- Take a virtual tour of colleges that interest you, or visit a local college with your parents.

Preparing for College in High School

- Explore advanced coursework such as Advanced Placement and International Baccalaureate classes and dual credit options offered by a local community college.
- Prepare for college readiness assessments such as the PSAT, the ACT Aspire, and/or the Texas Success Initiative Assessment (TSIA).

Building a College Resume

- Get involved in extracurricular activities. (Colleges look for students who are active leaders in their schools.)
- Participate in a summer enrichment program. (Check out local universities and your local school district for opportunities.)

Prepare for a Career

Exploring Career Options

- Research careers and occupations based on your interests and lifestyle expectations and/or ask about local internship opportunities.
- Explore Career and Technical Education (CTE) course offerings connected to your career interests.
- Talk with a recruiter about military enlistment options.

- Provides easy-to-use resources to support learning at home.
- Provides customized resources for each test based on the performance level the student achieved.
- Provides college and career readiness resources for STAAR EOC assessments.
- Provides links to special education and emergent bilingual parent websites, as applicable.

Providing Families Access to Assessment Results

- The simplest way to provide access to all families is to integrate TEA’s family portal access links into your local parent portals by enabling Single Sign-On.
- Step-by-step guidance to enable SSO integration between the Family Portal and your local parent portal can be found here:

<https://www.texasassessment.gov/family-portal-info.html>

- If your team needs assistance enabling SSO please contact our Student Assessment team at:

[Student Assessment Help Desk](#)

LEAs with SSO Enabled	
February 2023	May 2024
38%	88%

Examples of SSO in Local Portals

SKYWARD

The screenshot shows the Skyward Family Access portal. At the top, there is a navigation bar with the Skyward logo and a search bar. Below the navigation bar, there is a section for "VIEW ALL STUDENTS" with a search box labeled "Student Name" and the year "2023-2024". Below this, there is a grid of eight icons representing different portal features: Attendance, Calendar, Discipline, Grading, Portfolio, Schedule, Student Profile, and Texas Assessments. The "Texas Assessments" icon is circled in red.

The screenshot shows the Skyward Family Access portal in a Google Chrome browser window. The browser title is "Family Access - Google Chrome". The URL is "skydevapprog2/scripts11/cgiip.exe/WService=64609web/sfhome01.w". The page shows a navigation menu on the left with items like Home, New Student Online Enrollment, Online Forms, Gradebook, Attendance, Student Info, and Schedule. The main content area has a message about an online form. A "District Links" dropdown menu is open, showing links for "Cambium Assessment (Ezra)" and "Cambium Assessment (Alaina)", which are circled in red.



Note:

Access links may be located in different places, depending on the architecture of your local parent portal.

Examples of SSO in Local Portals

ASCENDER

The screenshot displays the ASCENDER PARENT PORTAL interface. On the left is a dark sidebar with the following sections: 'Selected Student:' with a profile icon and name field; 'DISTRICT:' with a dropdown menu; 'CAMPUS:' with a dropdown menu; 'STUDENT:' with an 'Add Student' button and a 'My Students' dropdown; and 'NAVIGATION:' with a 'Summary' link. The main content area features a 'Campus message' header, a student profile card with 'Attendance Alerts: 12' and 'Grade Alerts: 0', a '100%' progress bar, and a 'Registration' button. Below this is a 'Published Grades' section containing three buttons: 'Texas Assessment' (circled in red), 'Report Card', and 'Interim Progress Report'. At the bottom of the main area is a 'Class Schedule' link.



Note:
Access links may be located in different places, depending on the architecture of your local parent portal.

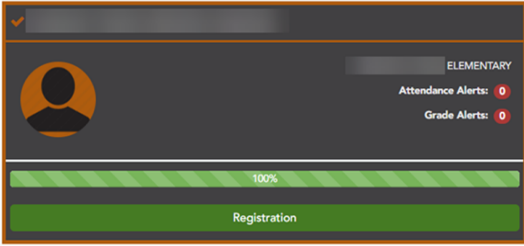
Examples of SSO in Local Portals

ASCENDER

Summary

District Message

Campus Message



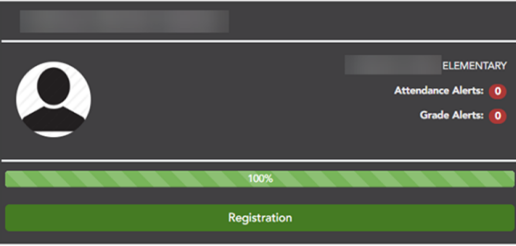
ELEMENTARY

Attendance Alerts: 0

Grade Alerts: 0

100%

Registration



ELEMENTARY

Attendance Alerts: 0

Grade Alerts: 0

100%

Registration

Published Grades

[Texas Assessment](#) [Report Card](#) [Interim Progress Report](#)

Class Schedule

Period	Course	Instructor	Room	Last Updated
1				
2				
3				



Note:
Access links may be located in different places, depending on the architecture of your local parent portal.

Examples of SSO in Local Portals

POWERSCHOOL

The screenshot shows the PowerSchool Home Access Center interface. At the top, there are navigation icons for Home, Attendance, Classes, Grades, Student Support, and Registration. Below these is a horizontal menu with tabs for IPR, Report Card, Transcript, Test Scores, and Texas Test Scores. The Texas Test Scores tab is selected and highlighted with a red box. Underneath this tab, there are two links: "Click here to go to the Texas Student Portal (English version)" and "Click here to go to the Texas Student Portal (Spanish version)". Both links are also highlighted with a red box. At the bottom left, there is a "Home Access Center" logo, and at the bottom right, there is a copyright notice: "© 2003 - 2024 PowerSchool. All Rights Reserved."

FRONTLINE


The screenshot shows the Frontline "My Students" page. At the top, there is a navigation bar with tabs for My Students, Attendance, Report Cards, Email Teacher, Schedule, Edit Contact Info, Notifications, Immunization, Medical History, Campus Messages, Credit Summary, Registration, and 4 Year Plan. Below this is a "Student List" table with columns for Local ID, State Unique ID, and Name. The table contains one row with a semicolon in the State Unique ID column. In the bottom right corner of the table area, there is a link labeled "Texas Assessment Parent Portal" which is highlighted with a red box.

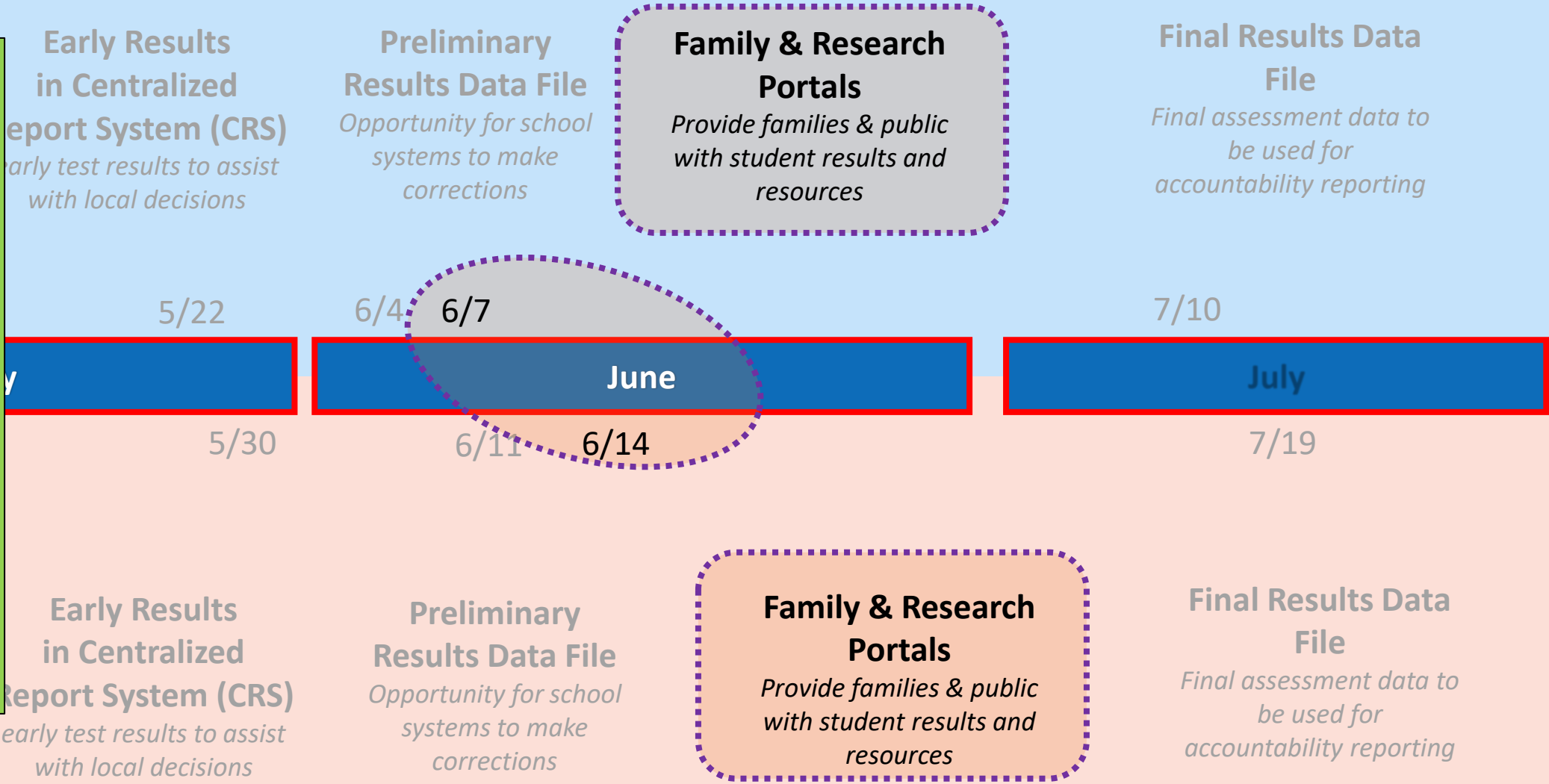


Note:

Access links may be located in different places, depending on the architecture of your local parent portal.

Spring '24 STAAR EOC Reporting Timeline


Email families the day results are available. They can login to your local school district's parent portal, and from there, access full STAAR results via SSO to the TXAssessment.gov Family Portal.



Spring '24 STAAR 3-8 Reporting Timeline

2024 Log In & Learn More Toolkit

District resources for communicating STAAR results to families

Log In & Learn More One-pagers for EOC and Grades 3-8

One-pagers for STAAR End-of-Course (EOC) Assessments

For use in 2024; STAAR EOC Assessment results will be available to families on **Friday, June 7, 2024**.

Texas Assessment Website Family Portal Log On Information

- STAAR EOC Assessments — Access Code (PDF)
Published May 14, 2024
- STAAR EOC Assessments — Access Code (Word Doc)
Published May 14, 2024

Single-Sign-On (District Family Portal) Log On Information

- STAAR EOC Assessments — SSO (PDF)
Published May 14, 2024
- STAAR EOC Assessments — SSO (Word Doc)
Published May 14, 2024

Screenshot preview of PDF:



One-pagers for STAAR Grades 3-8 Assessments

For use in 2024; STAAR Grades 3-8 Assessment results will be available to families on **Friday, June 14, 2024**.

Texas Assessment Website Family Portal Log On Information

- STAAR Grades 3-8 Assessments — Access Code (PDF)
Published May 14, 2024
- STAAR Grades 3-8 Assessments — Access Code (Word Doc)
Published May 14, 2024

Single-Sign-On (District Family Portal) Log On Information

- STAAR Grades 3-8 Assessments — SSO (PDF)
Published May 14, 2024
- STAAR Grades 3-8 Assessments — SSO (Word Doc)
Published May 14, 2024

Screenshot preview of PDF:



- For districts to use with parents and guardians to announce release of STAAR results

- Includes

- one-page flyers
- sample emails
- social media assets and sample posts

- The new webpage is available at:

<https://tea.texas.gov/student-assessment/testing/staar/2024-log-in-and-learn-more-toolkit>