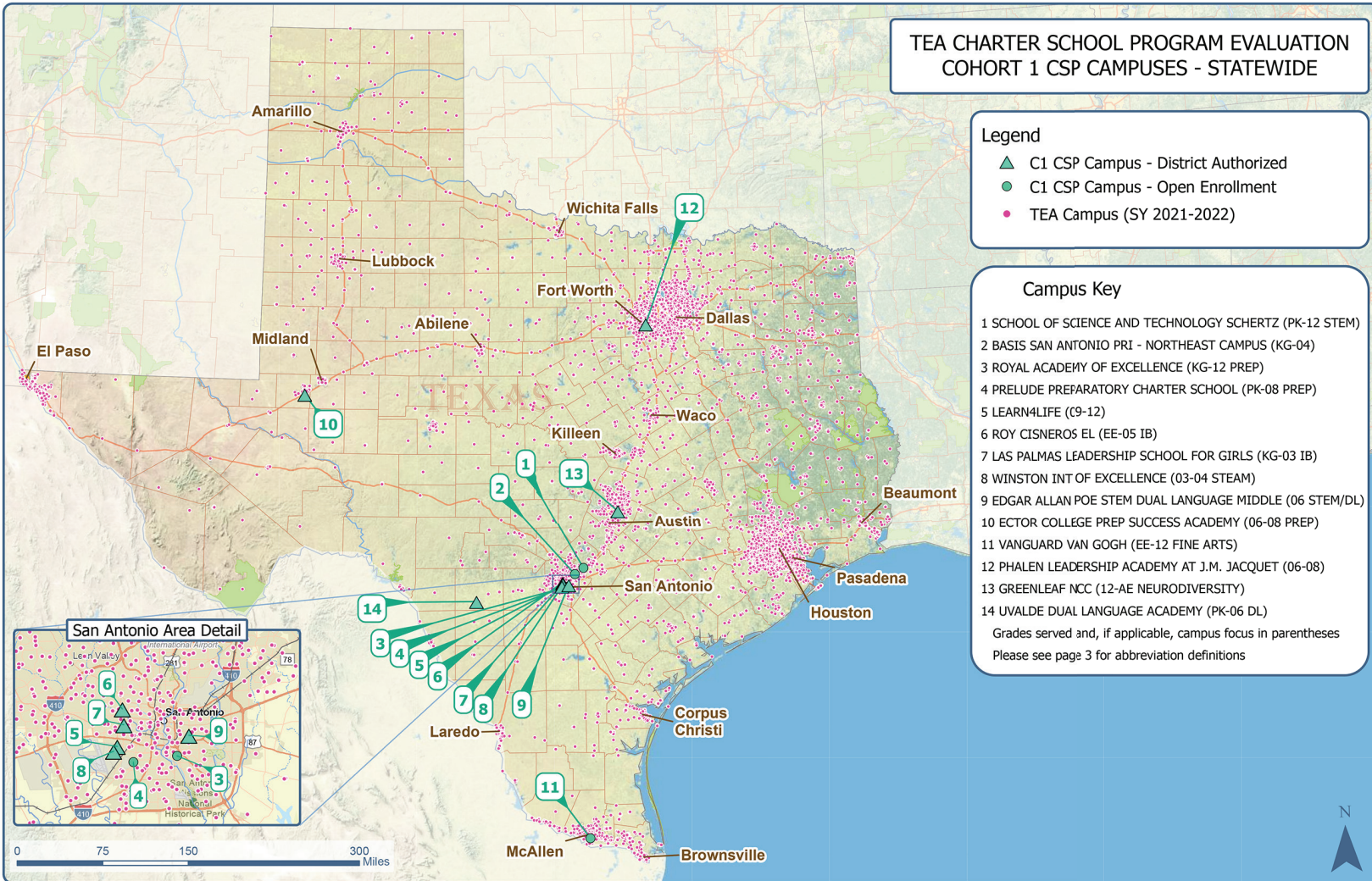


TEA Charter School Grantee Cohort 1 Snapshot†

2021-22



In 2020, the Texas Education Agency (TEA) won a five-year, \$100 million grant from the U.S. Department of Education under the Expanding Opportunity Through Quality Charter Schools Program (CSP). With this grant, TEA offers competitive subgrants to provide financial assistance for the planning, program design, and initial implementation of charter schools and support the growth of high-quality charter schools in Texas, especially those focused on improving academic outcomes for educationally disadvantaged students. These subgrants assist eligible applicants in opening and preparing for the operation of newly authorized charter schools and replicated high-quality schools. The information in this datasheet provides a picture of the first cohort of grantees (grant years 2021-23) and their students in the 2021-22 school year.

COHORT 1 (2021-22)

4,646 Total Enrollment

EE-12 Grade Levels Served

2 Opened in Qualified Opportunity Zones

9 District-Authorized Charter Campuses

† Submitted to the Texas Education Agency by McREL International and Gibson Consulting September, 2023.

Educational Focus*

- 3 College Preparatory
- 2 STEM
- 2 International Baccalaureate
- 2 Dual Language
- 1 Fine Arts
- 1 Neurodiversity
- 1 STEAM

Projected Spending**

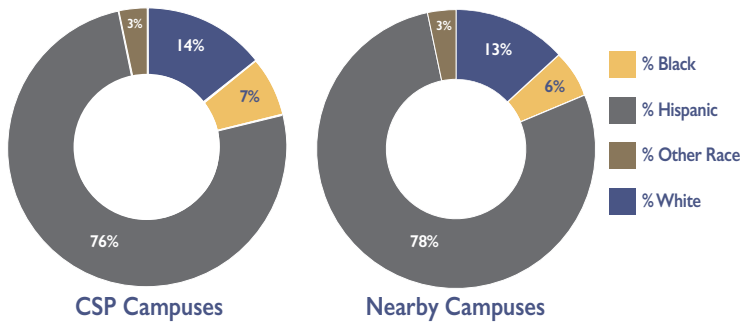
- 49% Supplies/Materials (8 grantees planned to use more than 50% of grant towards computers & technology, instructional materials, and curricula.)
- 26% Professional/Contracted Services
- 10% Payroll Costs
- 8% Capital Outlay
- 7% Other Operational Costs

14 grantees received grants of ~ **\$900K**

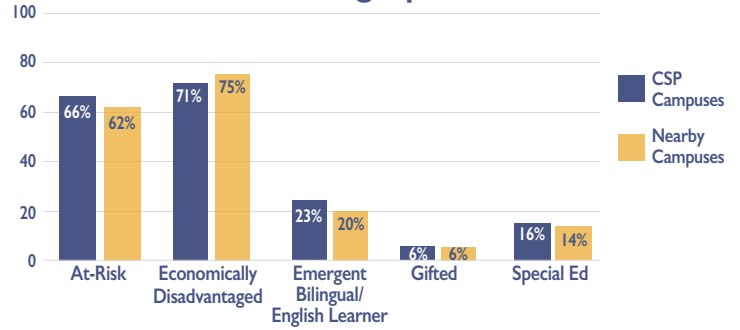
20 out of **134** nearby*** campuses were F-rated in 2019

Demographics and Outcomes of CSP and Nearby Campuses

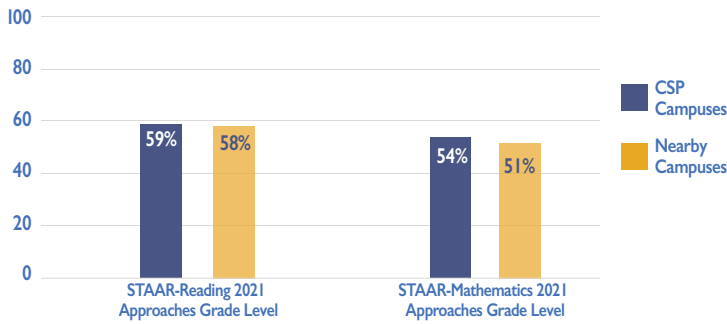
Race/Ethnicity¹



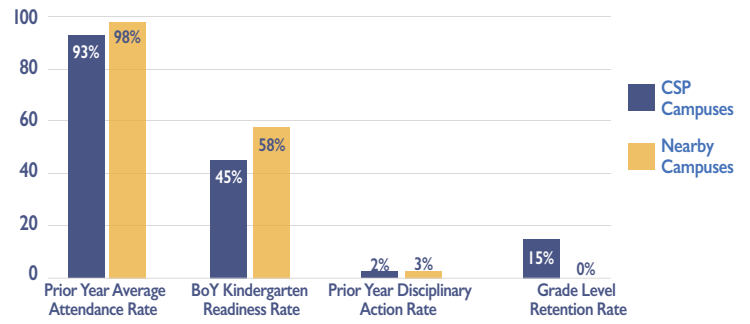
Other Demographics¹



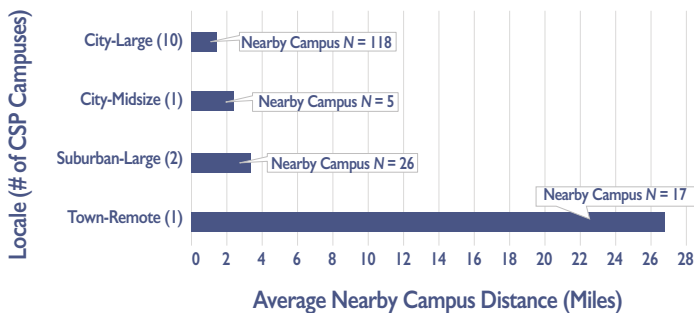
Prior Year STAAR[®] Performance^{2 ****}



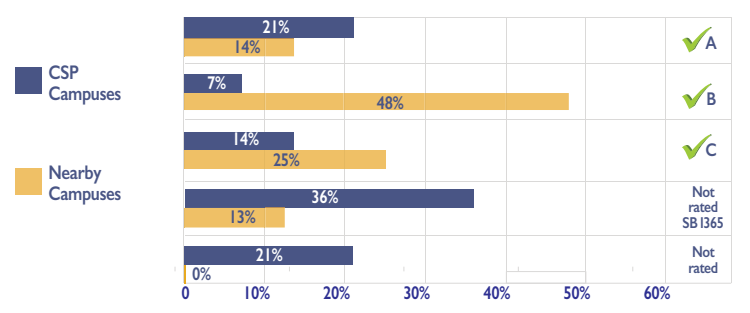
Student Baseline Indicators^{1, 3}



Distance of Nearby Campuses by CSP Locale⁴



Overall Accountability Ratings⁵



* Some campuses have more than one focus, for example, dual language and STEM. Three campuses did not indicate a specific focus.
 ** The planned funding priorities are the averages for each spending category across the 14 grantees' budgets in their grant applications.
 *** "Nearby" campuses are those among the 29 closest regular instructional, non-charter campuses to each designated CSP campus and have either an exact or partial grade-span match. A total of 134 nearby campuses were identified, some of which are nearby more than one CSP campus. Nearby distance ranges from 0.0 to 37.46 miles with an average of 5.30 miles.
 **** In 2020-21, statewide STAAR test participation was lower than years before the COVID-19 pandemic and test participation rates varied widely across campuses. In 2021, 88% of eligible students participated in STAAR assessments, compared with 99% participation in 2019 (prior to COVID-19) (Texas Education Agency, TAPR 2020-21).

DEFINITIONS & REFERENCES

ABBREVIATION DEFINITIONS

AE = Adult Education

BoY = Beginning of Year

DL = Dual Language

EE = Early Education

IB = International Baccalaureate

KG = Kindergarten

PK = Pre-Kindergarten

PREP = College Preparatory

STEAM = Science, Technology, Engineering, Arts, & Mathematics

STEM = Science, Technology, Engineering, & Mathematics

REFERENCES

1. Demographic and student baseline information retrieved from Texas Education Agency, Public Education Information Management System (PEIMS), 2021–22: <https://tea.texas.gov/reports-and-data/data-submission/peims>
2. STAAR performance information retrieved from Texas Education Agency, Texas Academic Performance Reports (TAPR), 2020–21: <https://rptsrvr1.tea.texas.gov/perfreport/tapr/2021/index.html>
3. Texas Education Agency, Early Childhood Data System (ECDS), 2021–22.
4. Locale information retrieved from National Center for Education Statistics, Education Demographic and Geographic Estimates (EDGE), 2021: <https://nces.ed.gov/programs/edge/Geographic/LocaleBoundaries>
Documentation: https://nces.ed.gov/programs/edge/docs/NCES_LOCALE_USERSMANUAL_2016012.pdf
Nearby schools identified using the Texas Education Agency, Public Open Data Site, 2021–2022: <https://schoolsdata2-93b5c-tea-texas.opendata.arcgis.com/>
5. Accountability information retrieved from Texas Education Agency Accountability Rating System, 2022: <https://tea.texas.gov/texas-schools/accountability/academic-accountability/performance-reporting/2022-accountability-rating-system>
Documentation: <https://tea.texas.gov/sites/default/files/2022-accountability-manual-full.pdf>

[Click here for the screen reader version of this document](#)

McREL
INTERNATIONAL

GIBSON

AN EDUCATION CONSULTING & RESEARCH GROUP