

TIP Targeted Improvement Plan (TIP) BOY Submission – September 30th Submission Requirements for all LEAs



Plan Set-up

- Assurances
- ESC Personnel
- Campus Number
- Campus Logo (Optional)
- Attestation




Figure 1 Click the image above for a step-by-step video on Plan Set-Up



Needs Assessment Tab

1. Student Data

Domain 1

- 2022 student data will auto-populate
- 2022 Approaches/Meets/Masters results for each STAAR tested course
 - *You can choose to add it by grade-level if you prefer*
- 2022 STAAR Participation rate
- Cycle 1 Assessment type, formative goals (Approaches/Meets/Masters)
- Cycle 2 Assessment type, formative goals (Approaches/Meets/Masters)
- 2023 STAAR Summative Goal (Approaches/Meets/Masters)

Domain 2 (you may also upload your data tracking

- Total number of students evaluated in ELAR and Math
- Total percentage of students in the following categories: did not meet, approaches, meets, and masters
- Cycle 1 formative goals
- Cycle 2 formative goals
- 2023 Summative Goal

Domain 3

- 2-4 Focus Areas (include TELPAS if relevant for your campus)
- 2022 results for each focus area (Results, Target, Gap)
- Cycle 1 Assessment type, formative goals
- Cycle 2 Assessment type, formative goals
- 2023 Summative Goal

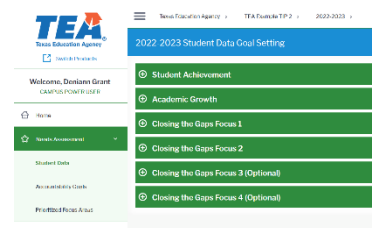


Figure 2 Click the image above for a step-by-step video on student data



2. Accountability Goals

- Goals for Domains 1, 2 and 3
- Subject areas and Student groups
- CCMR, if applicable
- Federal Graduation rate, if applicable

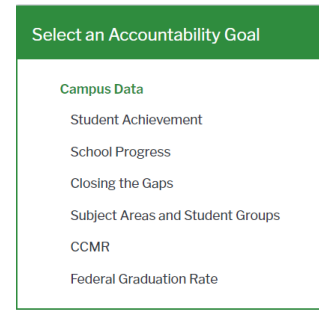


Figure 3 Click the image above for a step-by-step video on Accountability Goals



3. Self-Assessment *

* Only applicable to newly identified 2022-23 Comprehensive Support and Improvement (CSI) campuses or campuses previously identified as CSI that chose to opt out of 2021-22 interventions.

- EA 1.1 Analysis
- EA 2.1 Analysis
- EA 2.1 Analysis
- EA 3.1 Analysis
- EA 4.1 Analysis
- EA 5.1 Analysis
- EA 5.3 Analysis

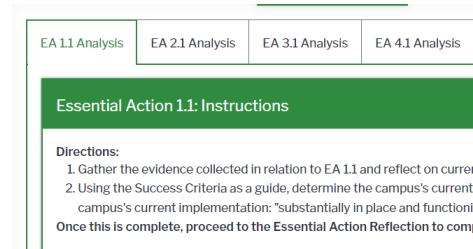


Figure 4 Click the image above for a step-by-step video on the Self-Assessment tool



4. Prioritized Focus Areas

- Implementation level for **ALL** Essential Actions
- Prioritize 2-3 Essential Actions

For each Prioritized Essential Action

- Rationale
- Capacity Building partner
- How capacity will be built on your campus
- Communication Plan
- Desired Annual Outcome
- District Commitment Theory of Action

Prioritized Focus Areas Cycles 1-3

Prioritized Focus Areas Cycles 1-3

Figure 5 Click the image above for a step-by-step video on Prioritized Focus Areas

Essential Actions Tab

1. Cycle 1 – for each Prioritized Essential Action

- Desired 90-day Outcome
- District Actions
- Action Steps
- Identified Challenges
- Specifying which action steps address challenges

2. Cycle 2 – for each Prioritized Essential Action


- 90-day Outcome


3. Cycle 3 – for each Prioritized Essential Action

- 90-day Outcome

4. Cycle 4 – No submissions are required

Cycles

 Cycle 1 – (Sept – Nov)

 Cycle 2 – (Dec – Feb)


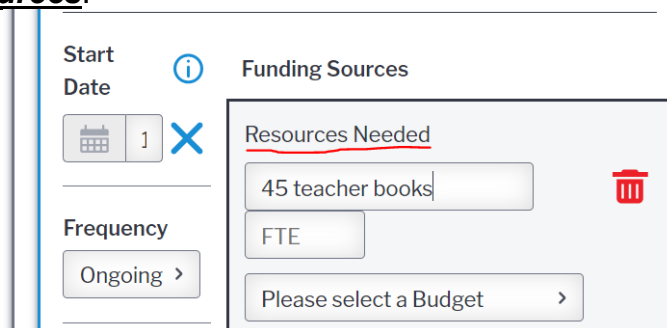
 Cycle 3 – (Mar – May)

Figure 6 Click the image above for a step-by-step video on Essential Actions

Grants

- Cycle 1 Action Steps should align to budget object code information and include all necessary grant funding information including resources needed during cycle 1 submission. Please make sure that you update the resources needed under **funding sources**:



- Campus funding must be within budget. No budget object code or total budget is 'overspent'