

# Texas English Language Proficiency Assessment System (TELPAS)

## Spring 2023 Grades 6–8 Listening and Speaking Answer Key



Item Number	Item Type	Language Domain	Reporting Category	ELPS Student Expectation	Maximum Number of Points	Correct Answer
1	Hotspot	Listening	1	2C	1	See Appendix 1.1
2	Multiple Choice	Listening	2	2I	1	B
3	Multiple Choice	Listening	3	2H	1	B
4	Multiple Choice	Listening	3	2H	1	C
5	Multiple Choice	Listening	1	2E	1	C
6	Multiple Choice	Listening	2	2G	1	D
7	Speech Capture	Speaking	1	3H	4	See <a href="#">4-point speaking rubric</a>
8	Speech Capture	Speaking	1	3H	4	See <a href="#">4-point speaking rubric</a>
9	Multiple Choice	Listening	2	2I	1	C
10	Multiple Choice	Listening	3	2H	1	D
11	Multiple Choice	Listening	2	2G	1	C
12	Multiple Choice	Listening	2	2G	1	A
13	Speech Capture	Speaking	2	3J	4	See <a href="#">4-point speaking rubric</a>
14	Speech Capture	Speaking	1	3F	2	See <a href="#">2-point speaking rubric</a>
15	Hotspot	Listening	1	2C	1	See Appendix 1.2
16	Multiple Choice	Listening	2	2I	1	A
17	Multiple Choice	Listening	2	2G	1	B
18	Multiple Choice	Listening	1	2E	1	C
19	Multiple Choice	Listening	3	2H	1	C
20	Multiple Choice	Listening	3	2H	1	B
21	Multiple Choice	Listening	2	2G	1	A
22	Speech Capture	Speaking	2	3J	4	See <a href="#">4-point speaking rubric</a>
23	Speech Capture	Speaking	2	3G	4	See <a href="#">4-point speaking rubric</a>
24	Hotspot	Listening	1	2C	1	See Appendix 1.3
25	Multiple Choice	Listening	2	2G	1	D
26	Multiple Choice	Listening	2	2G	1	C
27	Multiple Choice	Listening	2	2G	1	B
28	Multiple Choice	Listening	2	2G	1	C
29	Speech Capture	Speaking	1	3H	4	See <a href="#">4-point speaking rubric</a>
30	Speech Capture	Speaking	2	3J	4	See <a href="#">4-point speaking rubric</a>
31	Multiple Choice	Listening	2	2I	1	B
32	Multiple Choice	Listening	2	2I	1	D
33	Multiple Choice	Listening	2	2G	1	B
34	Multiple Choice	Listening	2	2G	1	D
35	Multiple Choice	Listening	3	2H	1	A
36	Speech Capture	Speaking	2	3J	4	See <a href="#">4-point speaking rubric</a>
37	Speech Capture	Speaking	1	3H	2	See <a href="#">2-point speaking rubric</a>

# Appendix

## 1.1

*Audio Transcript\*: Click on the tool that has a part that can be pulled out far.*

Listen to the audio. Follow the directions you hear.

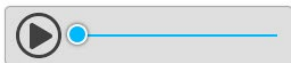


*\*An audio transcript is not available to students during the test.*

## 1.2

*Audio Transcript\*: Click on the two pictures that show a woman using a machine to exercise.*

Listen to the audio. Follow the directions you hear.

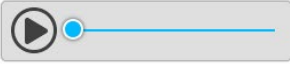


*\*An audio transcript is not available to students during the test.*

### 1.3

Audio Transcript\*: Click on the plant that has an irregular shape and is covered with prickly spines.

Listen to the audio. Follow the directions you hear.



© 2013 Pearson Education, Inc. All rights reserved. © 2013 Pearson Education, Inc. All rights reserved. © 2013 Pearson Education, Inc. All rights reserved. © 2013 Pearson Education, Inc. All rights reserved.

\*An audio transcript is not available to students during the test.