



2017: HOW TEXAS STACKS UP TO OTHER STATES

ALL STUDENTS

46th NAEP 4 TH READING	42nd NAEP 8 TH READING	19th NAEP 4 TH MATH	25th NAEP 8 TH MATH
--	--	---	---



NAEP READING COMPARISON

Overall comparison in 4th and 8th grade reading³³

There is work to be done to strengthen our reading achievement relative to our peers.

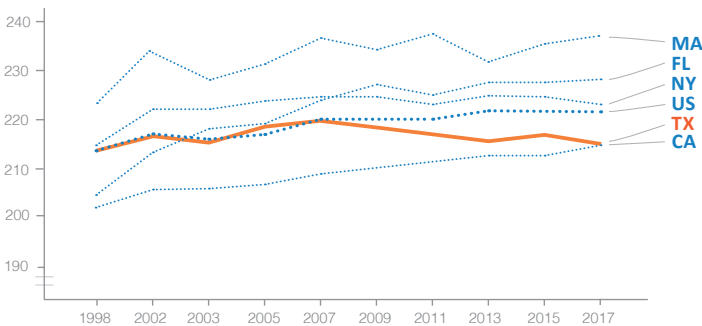


NAEP MATH COMPARISON

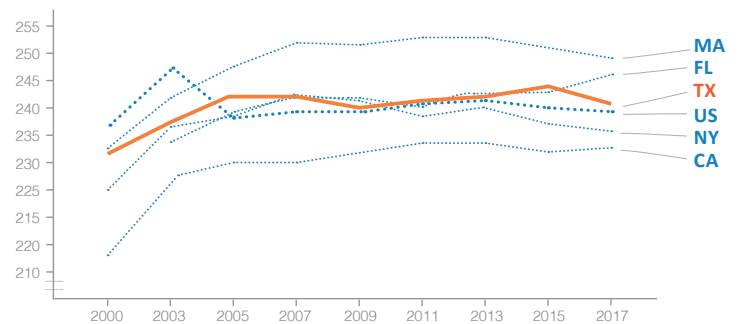
Overall comparison in 4th and 8th grade math³³

Texas continues to outpace many of its peer states in overall math achievement.

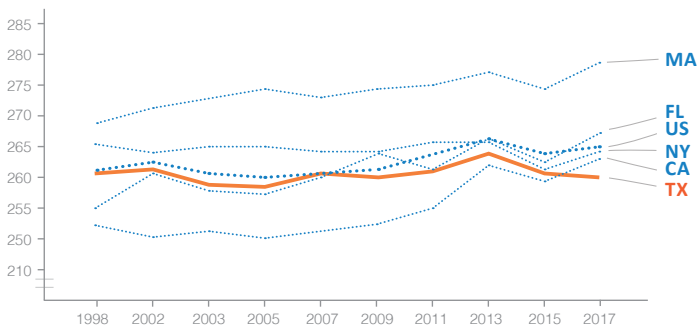
4TH GRADE



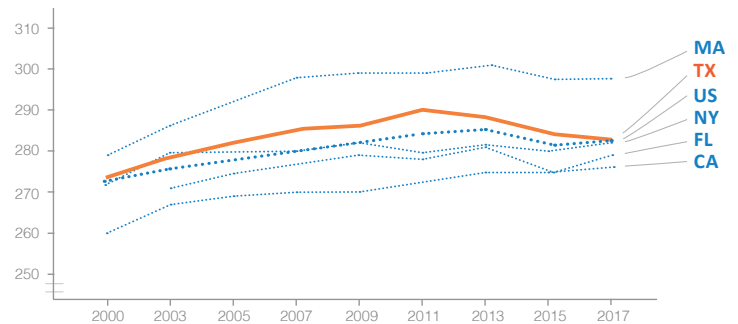
4TH GRADE



8TH GRADE



8TH GRADE



WHITE STUDENTS



23rd in the country for 4th grade reading
37th in the country for 8th grade reading



8th in the country for 4th grade math
7th in the country for 8th grade math

HISPANIC STUDENTS



32nd in the country for 4th grade reading
31st in the country for 8th grade reading



5th in the country for 4th grade math
8th in the country for 8th grade math

AFRICAN-AMERICAN STUDENTS



9th in the country for 4th grade reading
21st in the country for 8th grade reading



6th in the country for 4th grade math
7th in the country for 8th grade math

ECONOMICALLY DISADVANTAGED



41st in the country for 4th grade reading
40th in the country for 8th grade reading



9th in the country for 4th grade math
12th in the country for 8th grade math