



Spring ISD



# A National Comparison

## 2019: HOW TEXAS STACKS UP TO OTHER STATES<sup>20</sup>

### ALL STUDENTS

**42<sup>nd</sup>** in NAEP 4<sup>th</sup> Reading    **46<sup>th</sup>** in NAEP 8<sup>th</sup> Reading    **12<sup>th</sup>** in NAEP 4<sup>th</sup> Math    **32<sup>nd</sup>** in NAEP 8<sup>th</sup> Math



#### NAEP READING

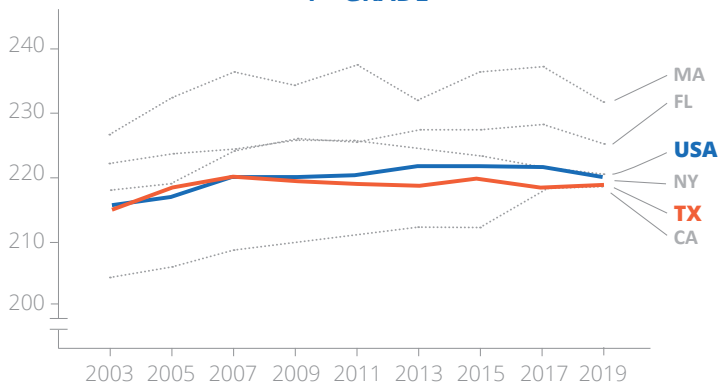
Overall comparison in 4<sup>th</sup> and 8<sup>th</sup> grade reading.



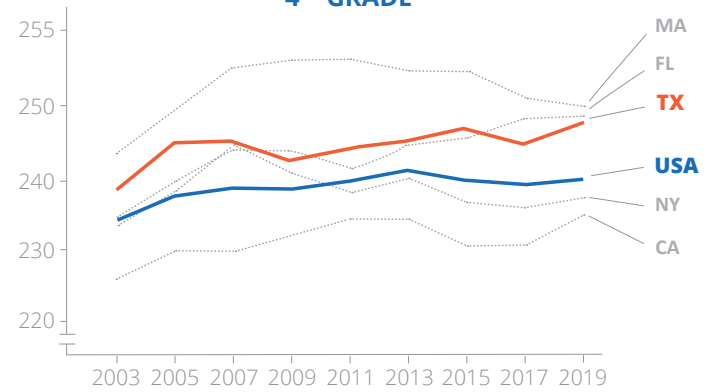
#### NAEP MATH

Overall comparison in 4<sup>th</sup> and 8<sup>th</sup> grade math.

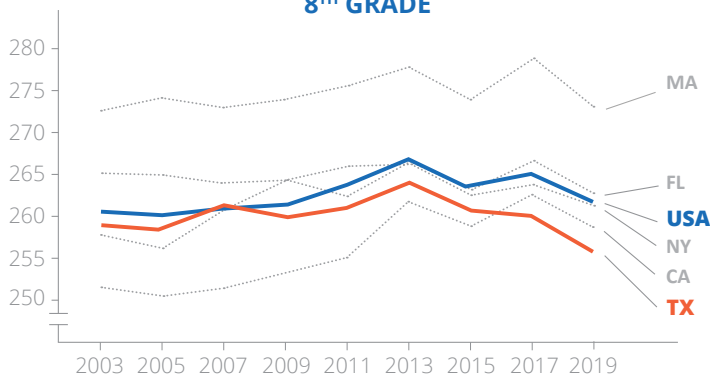
#### 4<sup>TH</sup> GRADE



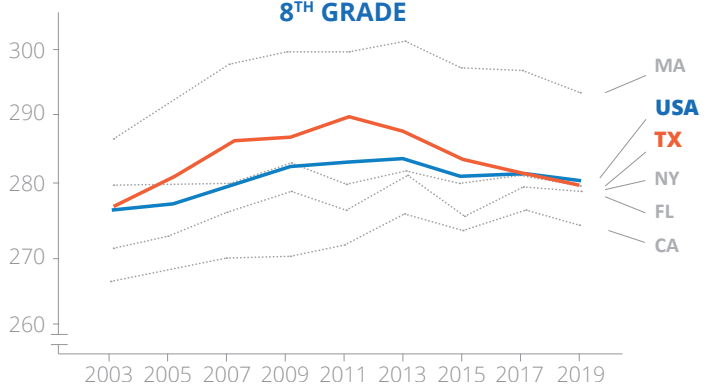
#### 4<sup>TH</sup> GRADE



#### 8<sup>TH</sup> GRADE



#### 8<sup>TH</sup> GRADE



### AFRICAN AMERICAN STUDENTS

Reading **13<sup>th</sup>** in 4<sup>th</sup> grade • **33<sup>rd</sup>** in 8<sup>th</sup> grade

Math **1<sup>st</sup>** in 4<sup>th</sup> grade • **6<sup>th</sup>** in 8<sup>th</sup> grade

### ECONOMICALLY DISADVANTAGED

Reading **31<sup>st</sup>** in 4<sup>th</sup> grade • **43<sup>rd</sup>** in 8<sup>th</sup> grade

Math **4<sup>th</sup>** in 4<sup>th</sup> grade • **8<sup>th</sup>** in 8<sup>th</sup> grade

### HISPANIC STUDENTS

Reading **25<sup>th</sup>** in 4<sup>th</sup> grade • **30<sup>th</sup>** in 8<sup>th</sup> grade

Math **5<sup>th</sup>** in 4<sup>th</sup> grade • **18<sup>th</sup>** in 8<sup>th</sup> grade

### WHITE STUDENTS

Reading **12<sup>th</sup>** in 4<sup>th</sup> grade • **39<sup>th</sup>** in 8<sup>th</sup> grade

Math **3<sup>rd</sup>** in 4<sup>th</sup> grade • **16<sup>th</sup>** in 8<sup>th</sup> grade